











**MSU Strategic Plan Metric Progress: ENGAGEMENT**  
**University Council Update**  
**March 7, 2018**

Metric		12-13	13-14	14-15	15-16	16-17	17-18	Target	Progress	Annual	Since 11-12
E.1.1	Campus-wide coordinating infrastructure to support and advance engagement, outreach and service	OEC/OAE	OEC/OAE	OEC/OAE	OEC/OAE	OEC/OSE	OEC/OSE, designation renewal	in place		↑	↑
E.1.2	Percentage of students, faculty and staff involved in service, outreach and engagement activities, with particular attention to underserved areas and minority populations	Students*	3.8%	2.2%	2.2%	3.2%		increase		↑	↓
		Faculty**	48.6%	57.4%	63.9%	67.1%				↑	↑
		Staff									
E.1.3	Number of MSU service, outreach, and engagement activities	Students	886	895	884	1087		increase		↑	↑
		Faculty**	2390	3295	3821	4398				↑	↑
		Staff									
E.1.4	Percentage of students actively participating in student organizations	36.5%	54.4%	66.5%	61.3%	66.3%		increase		↑	↑
E.2.1	Percentage of MSU students participating in cross-cultural study, work or service experiences, incorporating both academic preparation and post-experience reflection***	2.6%	2.8%	2.7%	2.5%	2.1%	2.2%	double		↑	↓
E.3.1	Number of opportunities for leadership development and practice	Students						increase		↓	↑
		Faculty (CFE)	8	12	12	9				↑	↑
		Staff (PDT)	14	11	27	32					
E.3.2	Percentage of MSU students, faculty and staff participating in leadership development activities	Students						increase		↓	↓
		Faculty	5.4%	5.2%	5.9%	2.6%				↑	↑
		Staff****	34.4%	22.4%	39.1%	52.1%					

Source: Office of Planning and Analysis, Activity Insight, Office of Activities and Engagement, Office of International Programs, Center for Faculty Excellence, Professional Development & Training

Measures are limited by reporting/tracking practices within specific offices or review processes.

\*Includes unduplicated counts of students tracked through OAE participating in sponsored service and engagement activities

\*\*Includes faculty activity reports of professional and public service, unduplicated by faculty member for percent involved, total person/activity counts for number of activities, reported in Activity Insight

\*\*\*Includes unduplicated counts of students tracked through OIP