



COMMUNITY DEVELOPMENT

e · n e w s

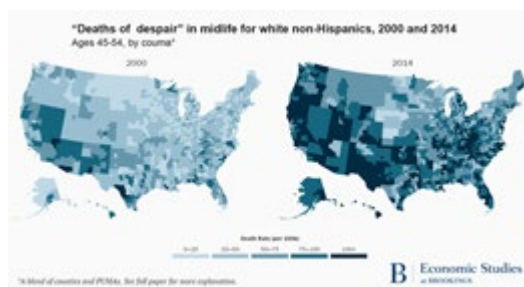
April 2017

Reports & Resources

Why the White Middle Class is Dying Faster, Explained in 6 Charts

Vox | [READ STORY](#)

In 2015, a blockbuster study came to a surprising conclusion: Middle-aged white Americans are dying younger for the first time in decades, despite positive life expectancy trends in other wealthy countries and other segments of the US population. The research, by Princeton University's Anne Case and Angus Deaton, highlighted the links between economic struggles, suicides, and alcohol and drug overdoses. They've now come to a compelling conclusion: It's complicated. There's no single reason for this disturbing increase in the mortality rate, but a toxic cocktail of factors.



MT CD Update

MACDEP welcomes new members in 2017: Emilie Drishinski (CD Program), Elizabeth Werk (Fort Belknap Reservation), Kellee Anderson (Butte-Silver Bow County), Jackie Sutton (Beaverhead County), Tracy Mosley (Park County), Barb Watson (MSU-Housing and Environmental Health Programs), and Stephanie Davison (4-H Center for Youth Development). Visit the [MACDEP website](#) to learn more about the benefits of membership. Contact [Abbie Phillip](#) for more information.

Abbie Phillip
2017 MACDEP President

Registration is still open for the [2017 CDS/NACDEP](#)

Rural America Enters 2017 With Fewer Jobs Than in 2016

The Daily Yonder | [READ STORY](#)

Rural America lost jobs in 2016, according to a Daily Yonder analysis of federal jobs data, as the growth in employment continued to concentrate in the nation's largest cities. Eight out of 10 jobs created in 2016 were in the 51 metropolitan areas of a million people or more. These giant urban areas gained 1.2 million jobs between January 2016 and January of this year, according to the Bureau of Labor Statistics. In rural counties, there are nearly 90,000 fewer jobs this January than in the same month a year ago.



China Outpaces India in Internet Access, Smartphone Ownership

Pew Research Center | [READ STORY](#)

India and China, the world's two most populous countries, have long had a competitive relationship and have emerged as major economic powers. But in the digital space, China has a clear advantage. Since Pew Research Center began tracking advanced technology adoption in the two countries in 2013, the Chinese have consistently reported rates of internet and smartphone use that are at least triple that of Indians. That trend has continued through 2016.

[Conference](#) in Big Sky, MT (June 11-14). Check out the website for updates and current info. April 1 is the Early Bird deadline!

The [International Association for Community Development](#) is moving the dates of the 2018 Conference in Maynooth, Ireland to accommodate the 2018 IFSW global conference in Dublin; the new dates for the IACD World Community Development Conference are now June 24-27, 2018 at the same location - Maynooth University just outside Dublin Ireland.

Paul Lachapelle
MSU Community
Development Specialist

Upcoming Events

2017 Association for International Agricultural and Extension Education Conference

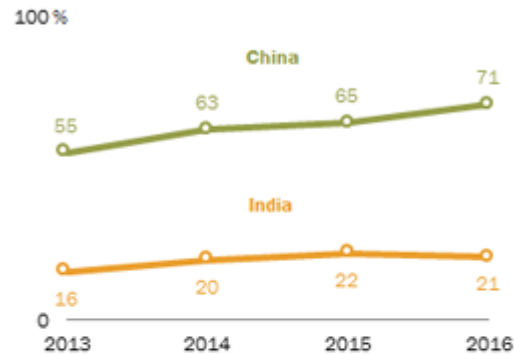
April 24-28, 2017
Minneapolis, MN
Sponsor: AIAEE

National Urban Extension Conference 2017

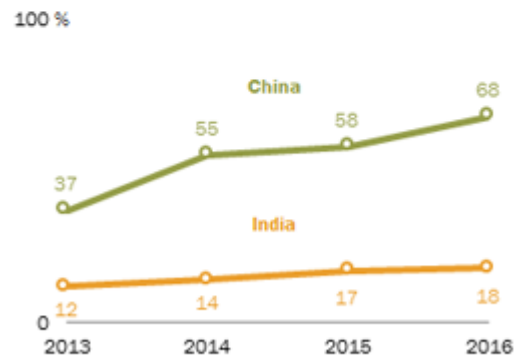
May 8-11, 2017
Bloomington, Minnesota
Sponsor: University of Minnesota

Steady climb in Chinese internet and smartphone use as India lags

Adults who use the internet at least occasionally or report owning a smartphone



Adults who report owning a smartphone



Note: Percentages based on total sample.
Source: Spring 2016 Global Attitudes Survey. Q79, Q80 & Q81.

PEW RESEARCH CENTER

Number of Women Leaders Around the World Has Grown, but They're Still a Small Group

Pew Research Center | [READ STORY](#)

As nations around the world celebrate International Women's Day, the number of countries that have had a female leader continues to expand. But the list is still relatively short, and even when women have made it to power, they've rarely led for a long time. Fifty-six of the 146 nations (38%) studied by the World Economic Forum in 2014 and 2016 have had a female head of government or state for at least one year in the past half-century. In 31 of these countries, women have led for five years or

2017 CDS - NACDEP Conference

June 11-14, 2017
Big Sky, MT
Sponsor: CDS / NACDEP

Grants, Awards & Jobs

HHS: Grants for the Benefit of Homeless Individuals

Deadline: April 25
Funder: Department of Health and Human Services

HHS: Community Economic Development Projects

Deadline: April 28
Funder: Department of Health and Human Services

HHS: Drug Free Communities Mentoring Program

Deadline: May 8
Funder: Department of Health and Human Services

Associate or Full Professor

Economics
Iowa State University

Clinical Assistant Professor

School of Community Resources and Development
Arizona State University

National/International News

Fire Survivor Teaches Children Fire-Safety Tools That Saved His Family

ABC News, March 30

less; in 10 nations, they have led for only a year. The Marshall Islands, which is not included on the WEF list of countries, has also had a female leader for one year.

Most of the world's nations have never had a female leader

Years served by female heads of state or government, 1964-2017



Note: Figures are through March 8, 2017. The data are limited to heads of state and heads of government, including figurehead leaders and monarchs. Data available only for the 140 countries included in the World Economic Forum's 2014 and 2016 Global Gender Gap reports and the Marshall Islands. Included in the $1-4$ years category are Kuwait, Bahamas, Bulgaria, Canada, Ecuador, Estonia, Georgia, Greece, Macedonia, Madagascar, Mongolia, Portugal and South Africa, each of which had a female leader for less than a year.
Source: World Economic Forum calculations, Pew Research Center analysis.

PEW RESEARCH CENTER

By the Numbers: Indigenous and Community Land Rights
World Resources Institute | [READ STORY](#)

When more than 1,200 land rights experts converge on the World Bank's Washington, DC headquarters for the 18th Annual Land and Poverty Conference, participants from government, civil society groups, private sector and donor agencies will focus on how they can use data and other evidence to reform land policies, identify strategies for expansion and find ways to monitor progress.

Toward a Global Baseline of Carbon Storage in Collective Lands

The countries with the highest concentration of forest carbon per region are highlighted, and the proportion of carbon managed by indigenous Peoples and local communities is presented as a percentage of the total carbon stored aboveground in each of these countries.

Read the full report at: <http://www.ighandresources.org/carbonmapping2016>.



[Israel Prepares for Next War With Hezbollah in Mock Village](#)

ABC News, March 30

[Bill Would Allow Connecticut Police to Put Weapons on Drones](#)

Fox News, March 30

[Applications for US Unemployment Aid Fell to 258K Last Week](#)

Fox News, March 30

[Rep. Chris Smith Pushes Stronger US Role on Aid Worker Security](#)

Devex, March 30

[Infrastructure for Distracted Pedestrians: Streetlights in the Ground](#)

Planetizen, March 30

[Fleeing Boko Haram, Thousands Cling to a Road to Nowhere](#)

NY Times, March 30

[San Francisco's 'Green Connections Plan' Prioritizes Wildlife](#)

Planetizen, March 30

Montana News

[Native American Language Preservation Program Moving to the Senate With \\$1 Million Price Tag](#)

KBZK, March 30

[Census Report Shows Missoula Keeps Growing](#)



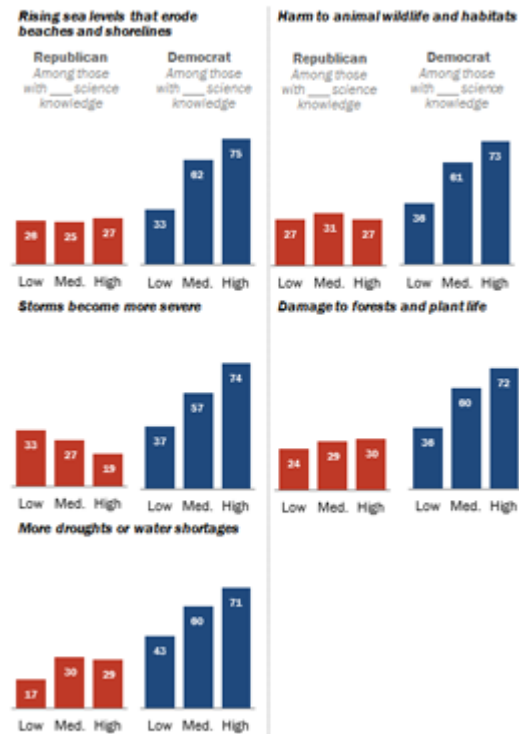
How Much Does Science Knowledge Influence People's Views on Climate Change and Energy Issues?

Pew Research Center | [READ STORY](#)

Many in the scientific community believe that if the American public were more informed about the science behind climate change and energy issues, people would hold views that aligned more closely with those of scientific experts. But how much people know about science only modestly and inconsistently correlates with their attitudes about climate and energy issues, while partisanship is a stronger factor in people's beliefs, according to a 2016 Pew Research Center survey.

Science knowledge influences Democrats', but not Republicans', expectations for climate change harm

% of U.S. adults who say each of these is very likely to occur because of climate change



Note: Republicans and Democrats include independents and other nonpartisans who "lean" toward the parties. Science knowledge based on nine-item index. Source: Survey conducted May 10-June 6, 2016.

PEW RESEARCH CENTER

KPAX, March 30

Baby Box: A New Wave in Infant Care Coming to the U.S.

KULR, March 30

GOP Brings Forward Smaller Infrastructure Bill

KULR, March 30

Bill Would Establish Retirement Program for Employees of Montana Small Businesses

KXLF, March 30

First Try to Launch Remote-Control Boat on Berkeley Pit Is Canceled After Technical Issues

Billings Gazette, March 30

MSUB to Continue Offering Free Dual Credit Classes at High Schools

Billings Gazette, March 30

Anaconda's Everett Says ARCO Will Allow Residents to Change Their Minds About \$1,000 Offers

Billings Gazette, March 30



MSU Extension Community Development | Wilson Hall 2-117 P.O. Box 172240 | Bozeman, MT 59717-2240

Tel: (406) 994-3620

Back issues of the Community Development E-news are available [here](#)

To subscribe to the Montana CD E-Newsletter, send a request to: commdev@montana.edu

-