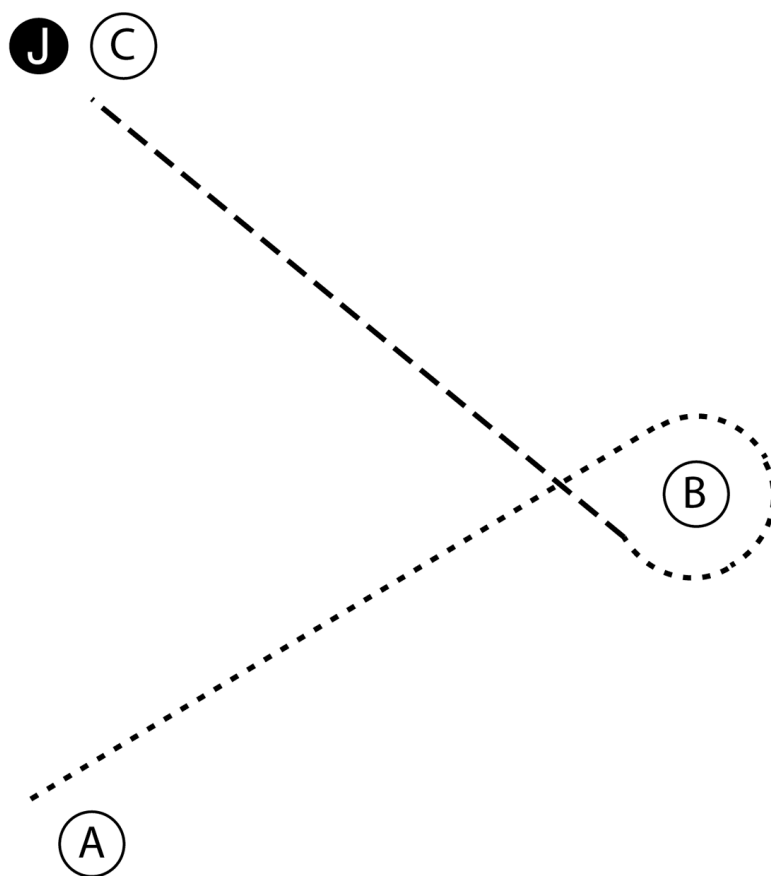



Montana State 4-H Horse Patterns

Showmanship (8-10)

Show Date:



1. Walk from A to B.
2. Walk around B.
3. Trot to C, stop and set up for inspection.
4. When dismissed follow instructions of ring steward.

Walk
 Trot - - - - -
 Back ← 
 Marker (B)
 Judge (J)

[S/1-5]

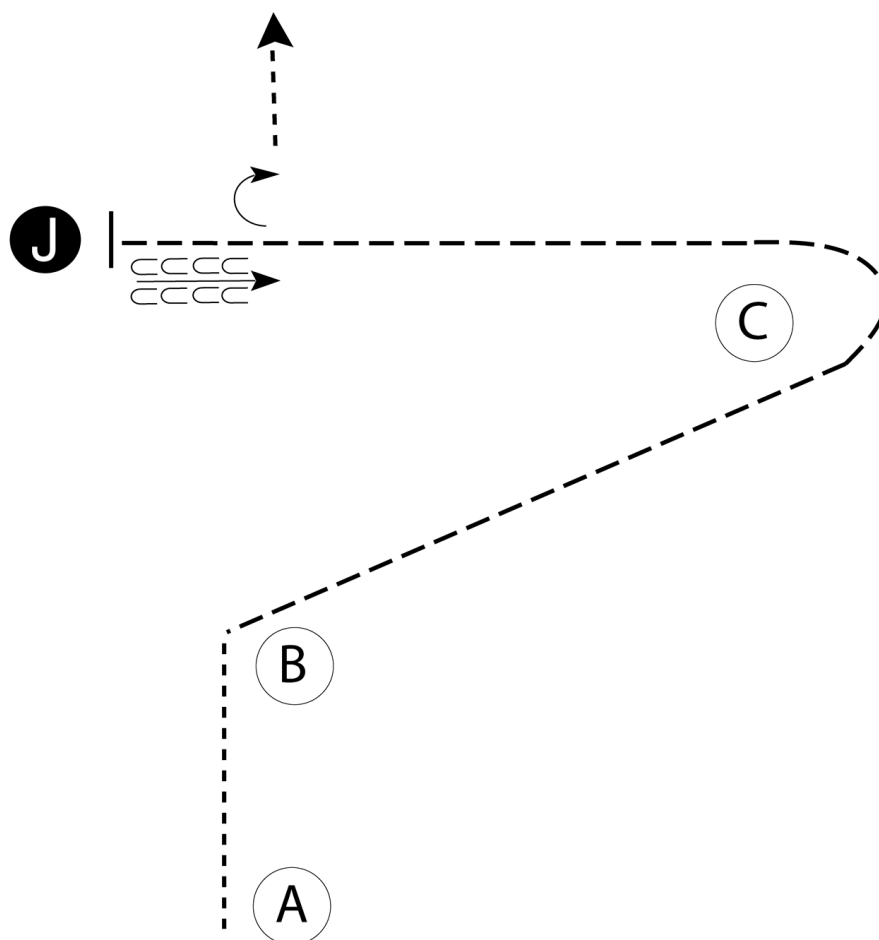
Pattern Provided by:

Montana 4-H State Horse Committee

Montana State 4-H Horse Patterns

Showmanship (11-13)

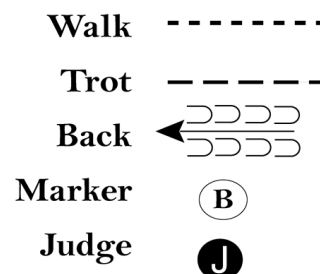
Show Date:



Be ready at A.

1. When acknowledged, walk to B.
2. Trot to and around C and to judge.
3. Stop and set up for inspection.
4. When dismissed, back approximately one horse length.
5. Perform a 90 degree turn and walk away from judge.

Follow the directions of your ring steward.



[S/2-57]

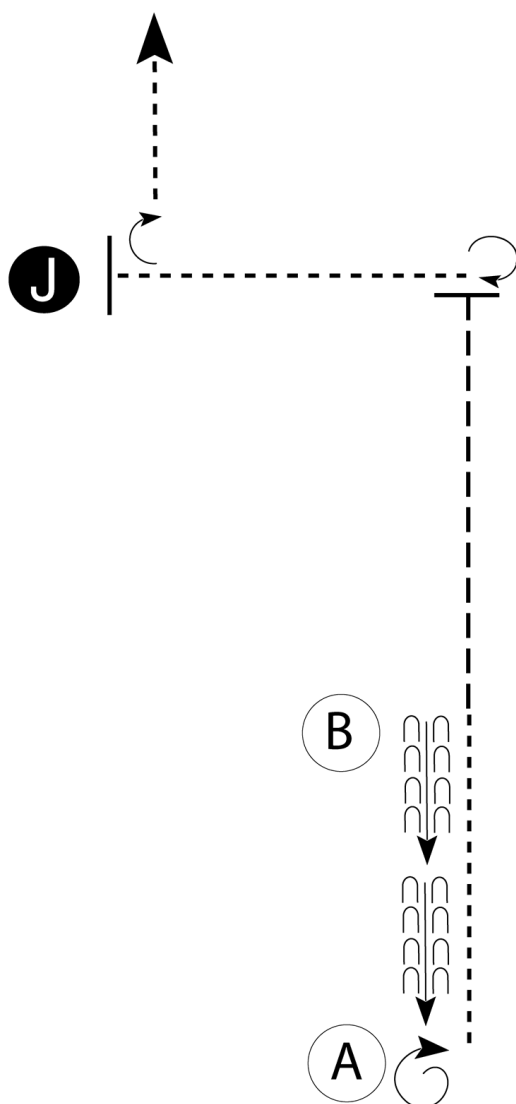
Pattern Provided by:

Montana 4-H State Horse Committee

Montana State 4-H Horse Patterns

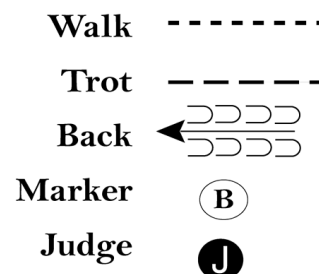
Showmanship (14 & Over)

Show Date:



Be ready at B.

1. When acknowledged, back to A.
2. Perform a 360 degree turn.
3. Walk to B.
4. Trot until even with judge and stop.
5. Perform a 270 degree turn.
6. Walk to judge, stop and set up for inspection.
7. When dismissed, perform a 90 degree turn.
8. Walk straight away from judge.



Follow the instructions of your ring steward.

[S/3-65]

Pattern Provided by:

Montana 4-H State Horse Committee