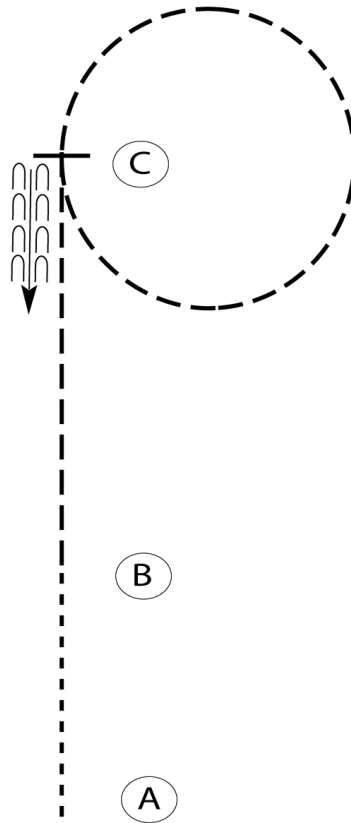


Montana State 4-H Horse Patterns

Western Horsemanship (Level 1)

Show Date:



Be ready at A.

1. Walk from A to B.
2. Jog from B to C.
3. Even with C, jog a circle to the right.
4. Stop at C and back one horse length

Retire to the rail or line up at a jog.

Walk	-----
Jog	-----
Extended Jog	-----
Lope	=====
Leg Yield	
Lead Change	— / —
Back	← ← ← ← ←
Marker	ⓑ
Sidepass	← ← ← ← ←

[WH/WT-20]

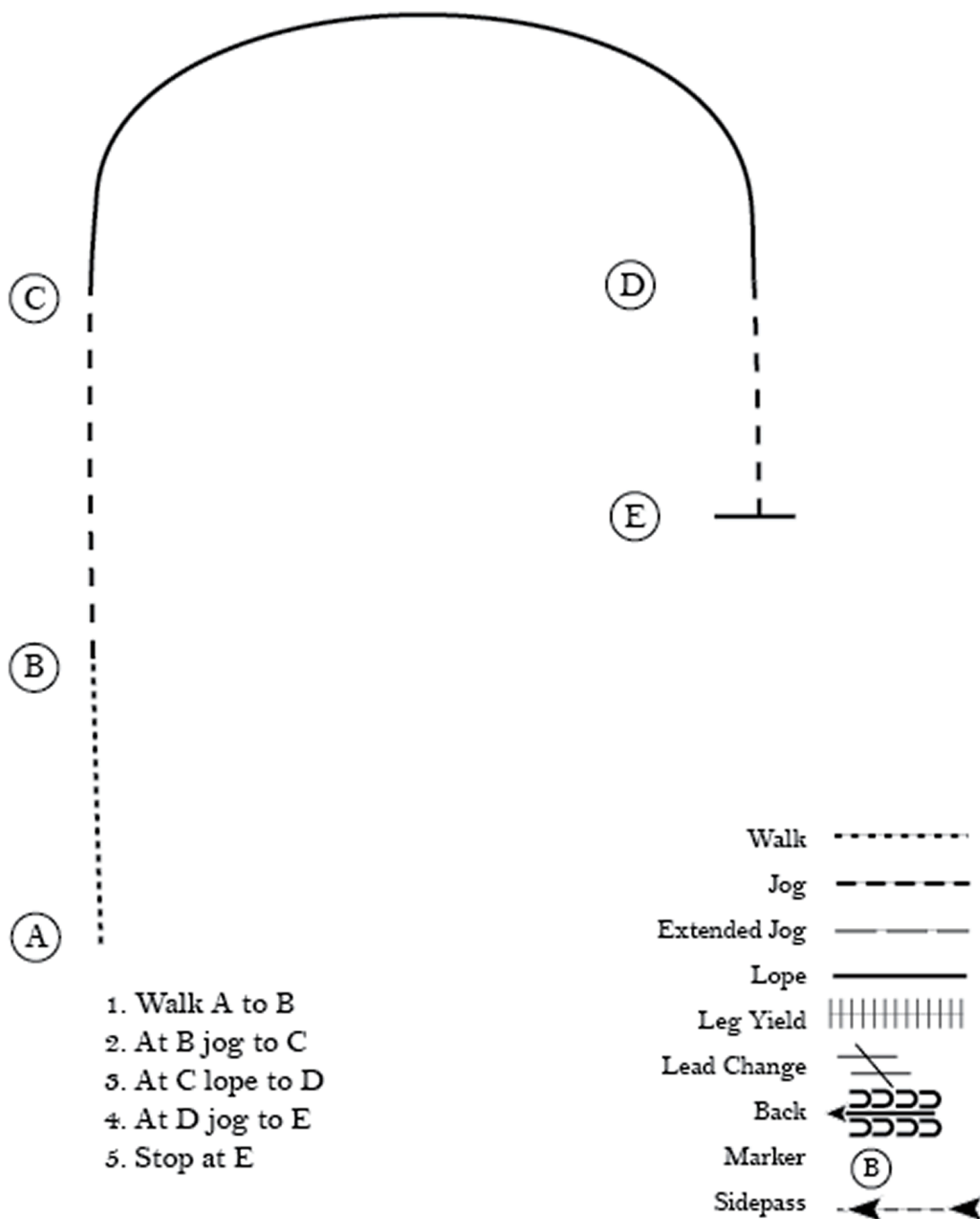
Pattern Provided by:

Montana 4-H State Horse Committee

Montana State 4-H Horse Patterns

Western Horsemanship (Level 2)

Show Date:



[WH/1-28]

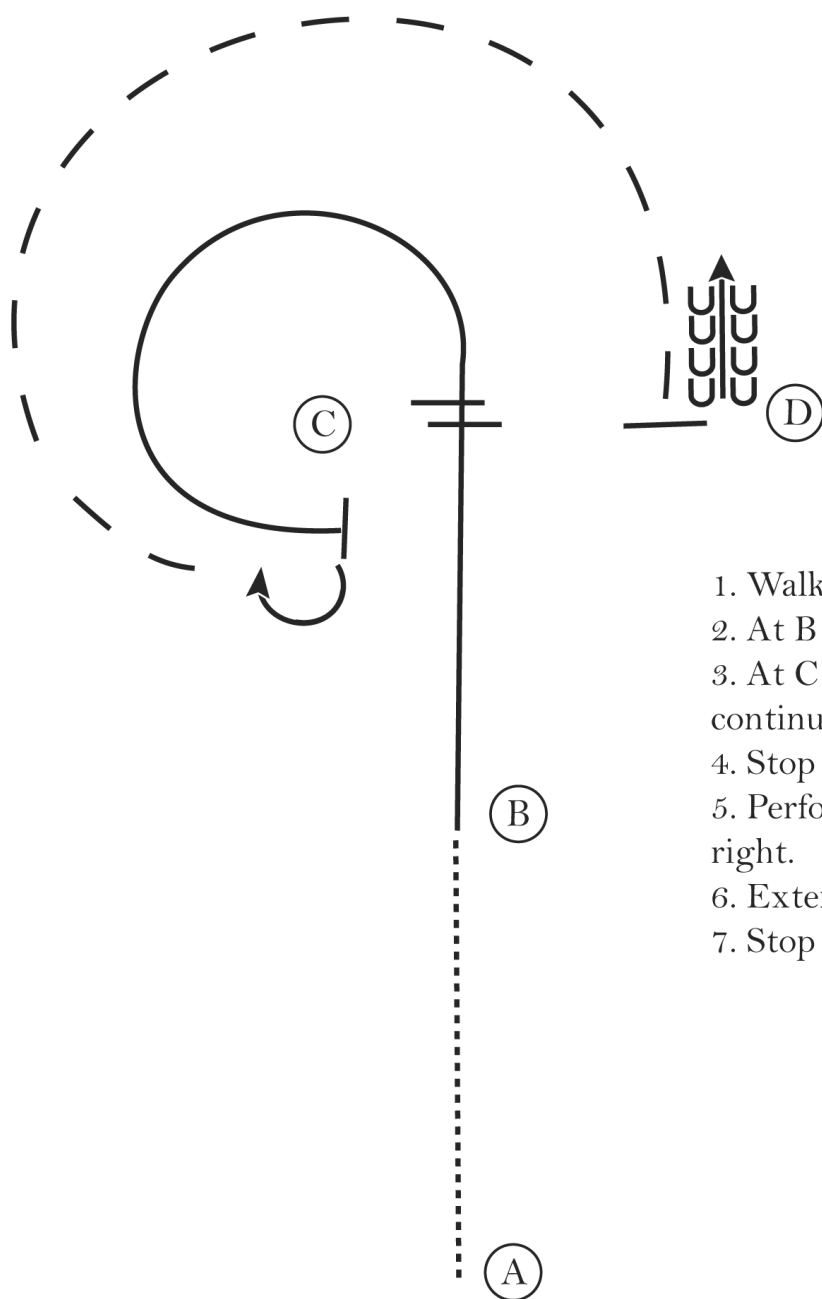
Pattern Provided by:

Montana 4-H State Horse Committee

Montana State 4-H Horse Patterns

Western Horsemanship (Level 3)

Show Date:



1. Walk A to B.
2. At B lope on the right lead to C.
3. At C perform a lead change and continue on the left lead around C.
4. Stop at C.
5. Perform a 180 degree turn to the right.
6. Extend the jog around C.
7. Stop at D and back 4 steps.

Walk
Jog	-----
Extended Jog	-----
Lope	=====
Leg Yield	
Lead Change	↗↘
Back	←←←←
Marker	(B)
Sidepass	←---←

[WH/2-1]

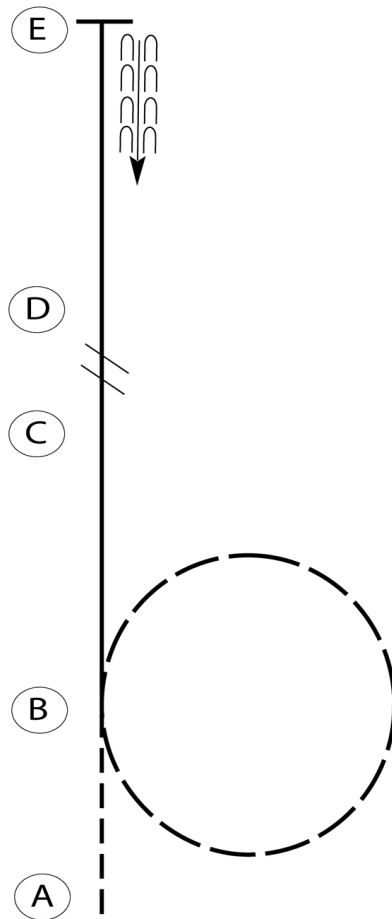
Pattern Provided by:

Montana 4-H State Horse Committee

Montana State 4-H Horse Patterns

Western Horsemanship (Level 4)

Show Date:



Be ready at A.

1. Jog from A to B.
2. Extend the jog at B and circle to the right at the extended jog.
3. Lope on the left lead to C.
4. Change leads between C and D.
5. Lope on the right lead to E.
6. Stop at E and back one horse length.

Retire to the rail or line up at a jog.

Walk	-----
Jog	-----
Extended Jog	-----
Lope	=====
Leg Yield	
Lead Change	—/—
Back	←←←←←
Marker	ⓑ
Sidepass	←-----→

[WH/3-22]

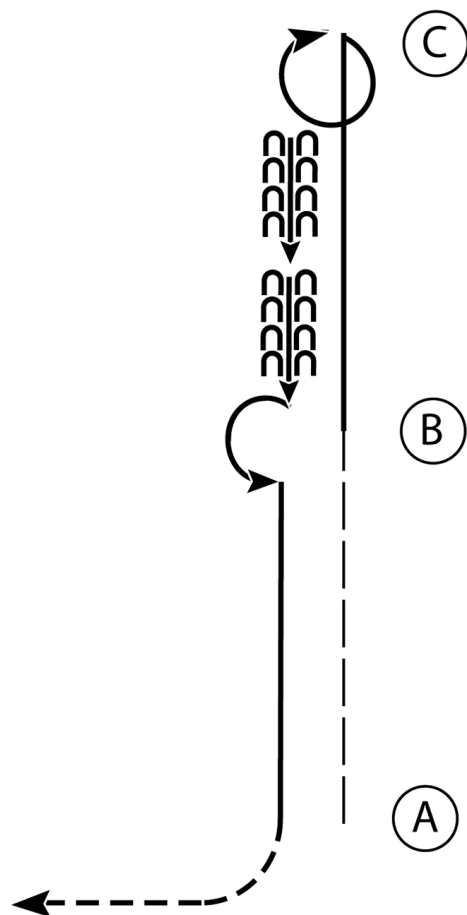
Pattern Provided by:

Montana 4-H State Horse Committee

Montana State 4-H Horse Patterns

Western Horsemanship (Level 5)

Show Date:



1. Extend the jog from A to B.
2. Lope left lead from B to C.
3. Stop at C and perform a 360 degree spin to the right on the hindquarters.
4. Back to B.
5. Stop and perform a 180 degree spin to the left on the hindquarters.
6. Lope right lead to A.
7. At A jog. Jog to the line-up.

Walk
Jog	-----
Extended Jog	-----
Lope	=====
Leg Yield	
Lead Change	↖
Back	←←←←←
Marker	(B)
Sidepass	←-----→

[WH/2-51]

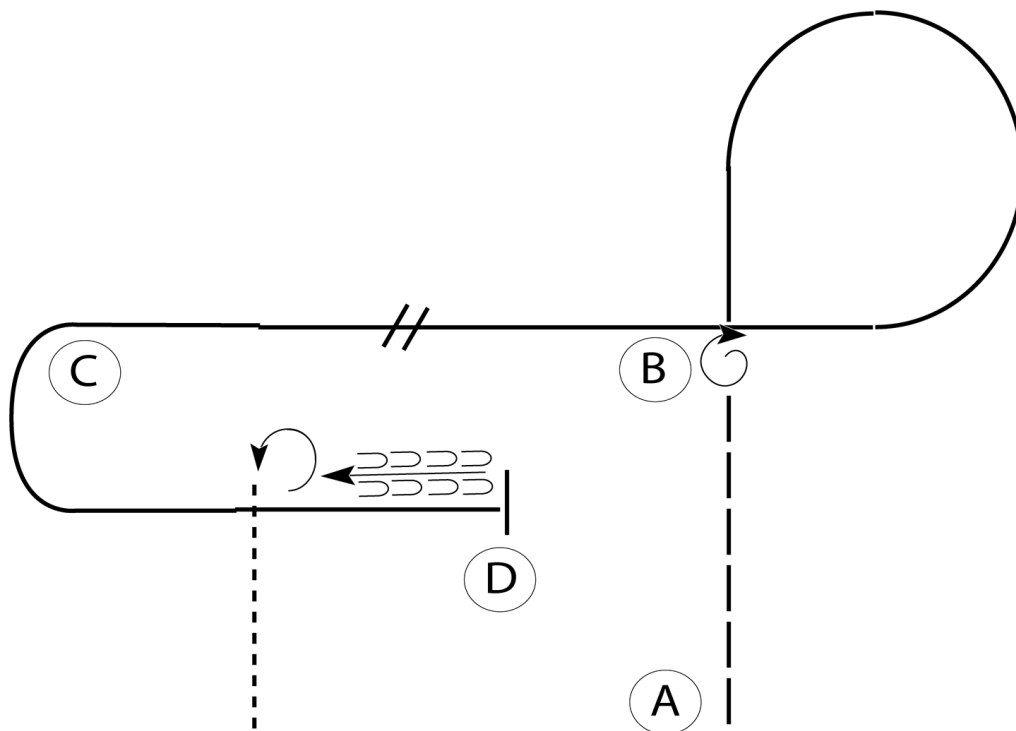
Pattern Provided by:

Montana 4-H State Horse Committee

Montana State 4-H Horse Patterns

Western Horsemanship (Level 6)

Show Date:



Be ready at A.

1. Extend the jog from A to B.
2. Stop at B and complete 2 360 degree spins to the right.
3. Lope a large fast circle to the right.
4. At B, slow to a lope.
5. Halfway between B and C, change leads.
6. Lope on the left lead to D.
7. Stop at D and back approximately one horse length.
8. Spin 3/4 turn to the left and walk off.

Follow the instructions of your ring steward.

Walk -----

Jog - - - - -

Extended Jog — — —

Lope —————

Leg Yield |||||

Lead Change

Back

Marker (B)

Sidepass

[WH/3-70]

Pattern Provided by:

Montana 4-H State Horse Committee