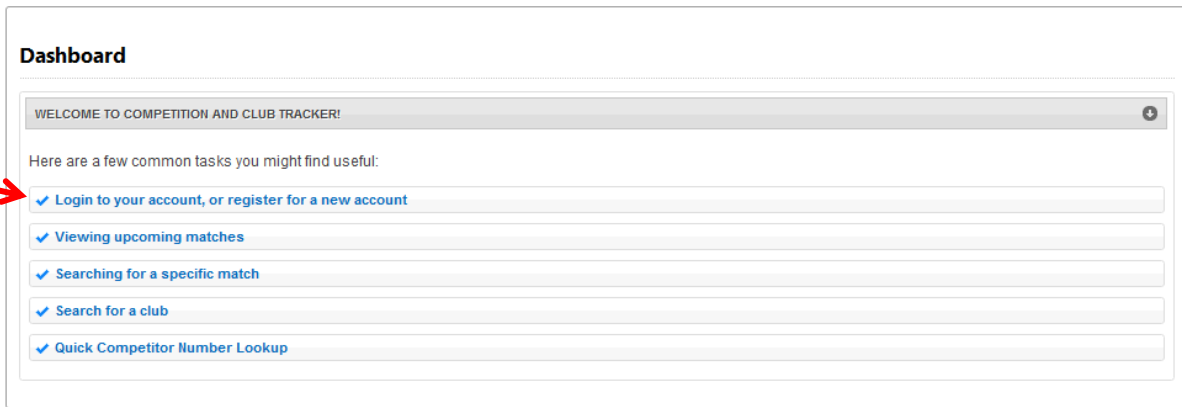
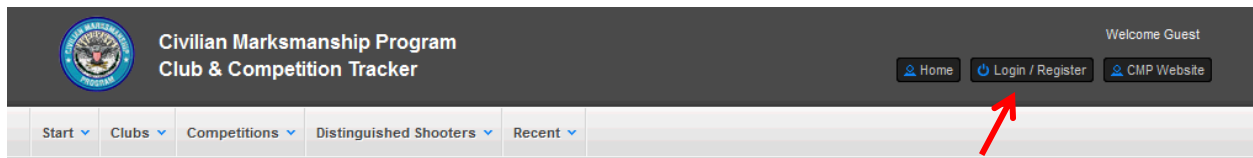
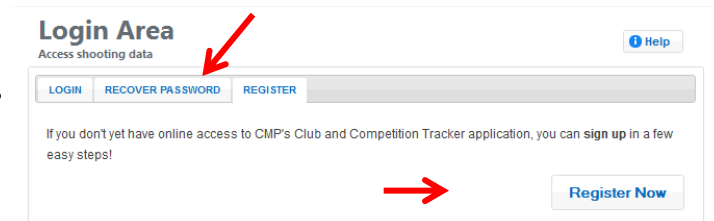


Creating CMP Competition Numbers and Login Usernames

1. Go to <http://ct.thecmp.org> or click on a link for “Competition Tracker” from our main website. You will then see the following page:



2. Click on the first link, “Login to your account, or register for a new account”



3. Click on the “Register” tab and then “Register Now”

4. Select whichever option is appropriate for you:

If you do not have a competitor number or can't remember it (coaches often do have one already) fill out and click Next. A confirmation email will be sent to the email address on file for user confirmation.

If there are multiple people with similar information, or the information you entered does not match exactly you will be able to select which entry is correct:

Select Existing Registration Help

STEP 2

We found one record that matches some of the data you entered:

Name	City
------	------

Can't find yourself in the list? That's OK. Let's try something else.

I have shot at a CMP event. I should be in there somewhere!

I'm a new member. Create a new registration for me.

Never mind. I'll come back later.

Next

If you select “I’m a new member” it will ask you for personal information such as:

- First, middle, and last name as well as any pre or post names (ranks, Jr, etc)
- Date of Birth
- Gender
- Mailing address/ Shipping address
- Phone number
- Email
- High school graduation year (important for EIC, please provide projected date)

5. After you enter all the information and click “Register” you will see the following screen:

REGISTRATION COMPLETE

Success message
Congratulations on becoming Civilian Marksmanship Program's newest online member!

If you are a past CMP shooter, you should be able to see your prior shooting information by going to The Dashboard.

You might also try:

- [Reviewing and editing your personal information](#)
- [Viewing upcoming matches](#)
- [Searching for a specific match](#)

From here, click on “Reviewing and editing your personal information” to see the newly built CMP number in (*****) behind the competitors name.

IMPORTANT: You will then need to **log out** and start over for the next competitor.

PLEASE DO NOT USE THE BACK BUTTON, it just complicates things.

Also, please remember to write down the login and password you created for each competitor. You will have to use a different login for each person (hint: initials and year of birth are easy to keep track of for coaches). A login can be a maximum of 10 characters with no punctuation. Passwords must be at least 8 characters with a combination of letters and numbers.

If you have any questions or need assistance with this process please call 419-635-2141 ext 722/724 or email info@theCMP.org.