

COVID-19 Return to Work Overview & Guidelines


Developing and Implementing Appropriate Policies

Key Items to THINK about when making Your Businesses Game Plan

- Criteria & Factors – what will guide your decisions
 - ▶ Government Regulations
 - ▶ Community COVID-19 Status
 - ▶ School Status / Childcare Availability

- Mitigations –What Actions to take
 - ▶ Flexible Work Schedules
 - ▶ Personal Protective Equipment (PPE)
 - ▶ Employee Screening – Monitoring workforce for symptoms

Applied Materials COVID-19 Phased Escalation Plan



	PHASE 1	PHASE 2	PHASE 3	PHASE 4
TRAVEL RESTRICTIONS	<ul style="list-style-type: none"> International travel restrictions No US travel restrictions 	<ul style="list-style-type: none"> International travel restrictions No US travel restrictions 	<ul style="list-style-type: none"> International travel restrictions Only business-critical US travel 	<ul style="list-style-type: none"> No travel allowed
QUARANTINE	<ul style="list-style-type: none"> 14 days from affected areas 	<ul style="list-style-type: none"> 14 days from affected areas 	<ul style="list-style-type: none"> 14 days from affected areas 	<ul style="list-style-type: none"> 14 days from affected areas
IN-PERSON MEETINGS	<ul style="list-style-type: none"> >100, business-critical only Limit meetings with visitors 	<ul style="list-style-type: none"> >30, business-critical only Meetings with visitors require executive approval 	<ul style="list-style-type: none"> >10, not allowed No visitors/guests on site 	<ul style="list-style-type: none"> Business-critical only
WORKFORCE ON SITE	<ul style="list-style-type: none"> Standard work from home 	<ul style="list-style-type: none"> Encourage work from home 	<ul style="list-style-type: none"> Recommend work from home “Passing period” between shifts 	<ul style="list-style-type: none"> Critical workers only onsite Work from home required Close non-critical buildings
HEALTH SCREENING	<ul style="list-style-type: none"> Passive screening Screening for visitors 	<ul style="list-style-type: none"> Passive screening Screening for visitors 	<ul style="list-style-type: none"> Passive screening Track absenteeism / cases 	<ul style="list-style-type: none"> Onsite health screening Masks for on-site workers
FACILITIES & SERVICES	<ul style="list-style-type: none"> Routine cleaning 	<ul style="list-style-type: none"> Routine cleaning + additional disinfection Adjust cafeteria protocols 	<ul style="list-style-type: none"> Increased cleaning frequency + additional disinfection Adjust cafeteria protocols Close gyms Limit shuttles 	<ul style="list-style-type: none"> Increased cleaning frequency + additional disinfection Adjust cafeteria protocols Close gyms Suspend shuttles

All Sites Subject to Government Health Authority Requirements

COVID-19 MT Site Recovery – Governing Criteria & Triggers

<div> <div>Current State</div> <div>Q3</div> <div>Q4</div> </div>				
<div> <div>Estimated Timeline</div> <div>May 4th</div> <div>May 18th</div> <div>Jun 1st</div> </div>				
<div> <div>Phase 4</div> <div>Widespread and Sustained Community Transmission</div> <div>Phase 3</div> <div>Sustained Community Transmission</div> <div>Phase 2</div> <div>Limited Community Transmission</div> <div>Phase 1</div> <div>No or Few Cases in Community</div> </div>				
Government Regulations	<ul style="list-style-type: none"> Statewide shelter in place 	<ul style="list-style-type: none"> Montana Phase 1 Guidelines Remote workforce whenever possible No gathering >10 w/o physical distancing 	<ul style="list-style-type: none"> Montana Phase 2/3 Guidelines Remote workforce encouraged No gathering >50 w/o physical distancing 	<ul style="list-style-type: none"> Montana Phase 2/3 Guidelines Resume full staffing Awareness of physical distancing
County Stats / Medical Factors	<ul style="list-style-type: none"> Community spread / Increasing cases 	<ul style="list-style-type: none"> No new cases or downward trajectory of documented cases within a 14 day period 	<ul style="list-style-type: none"> No new cases or downward trajectory of documented cases within a 14 day period 	<ul style="list-style-type: none"> No or few cases in community
Quarantine	<ul style="list-style-type: none"> Self-quarantine required for traveling into / out of the state 14 day quarantine for individuals with confirmed or suspected case of COVID-19 	<ul style="list-style-type: none"> Self-quarantine required for traveling into / out of the state 14 day quarantine for individuals with confirmed or suspected case of COVID-19 	<ul style="list-style-type: none"> Travel quarantine as required by state directive 14 day quarantine for individuals with confirmed or suspected case of COVID-19 	<ul style="list-style-type: none"> Travel quarantine as required by state directive 14 day quarantine for individuals with confirmed or suspected case of COVID-19
Schools	<ul style="list-style-type: none"> School – Active Distance Learning 	<ul style="list-style-type: none"> School – Active Distance Learning 	<ul style="list-style-type: none"> School – Active Distance Learning 	<ul style="list-style-type: none"> School – Active Distance Learning
Childcare	<ul style="list-style-type: none"> Limited Access 	<ul style="list-style-type: none"> Limited/Partial with occupancy limits 	<ul style="list-style-type: none"> Partial with increased occupancy limits 	<ul style="list-style-type: none"> Full Access

All Clear State (Pre-COVID-19)

***Site Recovery phases may contain guiding principles from multiple phases listed above& subject to change.*

COVID-19 MT Site Recovery – Mitigation Actions

Current State				
Estimated timeline:				
Phase 4		Phase 3		Phase 2
Widespread and Sustained Community Transmission		Sustained Community Transmission		Limited Community Transmission
Employee Quarantine (Incoming/Returning)		Visitor Policy		PPE & Facility Cleaning
<ul style="list-style-type: none"> 14 day Self-quarantine required for traveling into / out of the state 14 day quarantine for individuals with confirmed or suspected case of COVID-19 		<ul style="list-style-type: none"> Self-quarantine required for traveling into / out of the state 14 days from affected areas & individuals with confirmed or suspected case of COVID-19 		<ul style="list-style-type: none"> Travel quarantine as required by state/corporate directive 14 days from affected areas & individuals with confirmed or suspected case of COVID-19
<ul style="list-style-type: none"> Not allowed 		<ul style="list-style-type: none"> Not allowed 		<ul style="list-style-type: none"> Require executive approval Business Critical Demos Only 1 Visitor per Customer Must follow Employee Site Screening procedures
<ul style="list-style-type: none"> PPE – Face masks are Employee preference High Frequency cleaning of bathrooms, lunchrooms, & common areas Self-Cleaning of all Workstations 		<ul style="list-style-type: none"> PPE – Face masks are Employee preference High Frequency cleaning of bathrooms, lunchrooms, & common areas. Self-Cleaning of all Workstations 		<ul style="list-style-type: none"> PPE – Face masks are Employee preference High Frequency cleaning of bathrooms, lunchrooms, & common areas. Self-Cleaning of all Workstations
<ul style="list-style-type: none"> Active Screen Required 		<ul style="list-style-type: none"> Active Screen Required 		<ul style="list-style-type: none"> Passive Screen w/ Temperature screening
<ul style="list-style-type: none"> Business-critical only Strict social distancing guidelines (6') – PPE suggested when 6' cannot be maintained All conference rooms closed Break rooms at 50% occupancy 		<ul style="list-style-type: none"> >10, not allowed Encourage e-meetings Strict social distancing guidelines (6') – PPE suggested when 6' cannot be maintained All conference rooms closed 		<ul style="list-style-type: none"> >30, business-critical only Social distancing guidelines (6') wherever practical – PPE optional when 6' cannot be maintained Conference rooms open (50% capacity)
<ul style="list-style-type: none"> >100, business-critical only Limit meetings with visitors Conference rooms open Social distancing whenever possible Breakrooms open with no occupancy restrictions 				

Last Updated 4/27/2020

All Clear State (Pre-COVID-19)

Consider Telework & Flexible Schedules

- Work from Home
 - ▶ Business Critical on-site work only
 - ▶ Can you employee do their job remotely
 - Essential employee
 - Business critical
- Structured phased approach Includes:
 - Reduced Occupancy
 - Periodic onsite management
 - Conference calls while inside your worksite
- Workforce separation of employees when social distancing is not practical
 - ▶ Dividers to separate workers
 - ▶ Split into two shifts (days and nights)
 - ▶ On/Off schedule 4-on 4-off & work every other weekend
 - ▶ Office staff – Monday/Wed/Fri

“Make special accommodations for members of a vulnerable population or those with vulnerable household members.”


Identify High risk Employees

Social distancing and protective equipment

“Close common areas or enforce strict social distancing.”


- Social distancing

- ▶ Conference rooms and break rooms
- ▶ Strict social distancing guidelines (6') – PPE when 6' cannot be maintained
- ▶ **“Avoid gathering in groups of more than 10 people in circumstances that do not readily allow for appropriate physical distancing.”**



- Personal Protective Equipment (PPE)

- ▶ Mask, face-shields, safety glasses, gloves
- ▶ Cleaning may require additional PPE
- ▶ Screeners
 - N95s, gloves, disposable lab coat, tight fitting safety glasses or face-shield



Collaborating with Public Health

Definitions:

- Confirmed → Covid19 confirmed case thru testing
- Suspected → Test administered or quarantined by health care professional
- Close contact → 6ft contact with confirmed or suspected including household members

Tracking of sick calls and Covid19 related absents

- Plan for sick employees in the workplace and potential confirmed case
 - ▶ If you feel sick, do not come to work.
 - ▶ Collaborate with public health when implementing policies and procedures for workforce contact tracing following an employee COVID+ test

Temperature checks and/or symptom screening

- “Monitor workforce for indicative symptoms”
- Passive screening = Indirect Monitoring
 - ▶ Lobby signage, email communications, internal company website
- Active screening = Direct Monitoring to Control Access
 - ▶ Same screening questions, verbal response and sign/symptom monitoring
 - Drive thru model and remote indoor model
 - Screeners in full PPE
 - Method for denying entry
 - Times of operation, off-hour screening, deliveries, members of the public
 - Temperature screening

ATTENTION
Important Notice to All Employees/Workers

HEALTH SCREENING QUESTIONS
(Please Read Carefully)

1. Within the past 14 days, have you been ill with suspected or confirmed Coronavirus (COVID 19)?
2. In the past 24 hours have you experienced any of the following symptoms: fever, cough, shortness of breath or difficulty breathing, chills, repeated shaking with chills, muscle pain, headache, sore throat or new loss of taste or smell?
3. Is a member of you household ill with or recovering from confirmed or suspected Coronavirus (COVID 19)?
4. In the past 14 days, have you been in close contact with a person with confirmed or suspected Coronavirus (COVID 19)? Close contact is considered contact within 6ft and face to face
5. In the past 14 days, have you traveled outside the State of MT?



Sanitation, disinfection of common and high-traffic areas

- Increased cleaning schedule
 - ▶ Published
 - ▶ Closing areas not in use
- Self-cleaning
 - ▶ Cleaning stations
 - ▶ Isopropyl Alcohol (IPA) for manufacturing
 - ▶ Wipe down work area upon arrival/departure.
- Hand-sanitizer and handwashing
- High traffic areas and touch points
 - ▶ Printers, vending, restrooms, breakrooms, doors, shared equipment, vehicles, drinking fountains

