

PROJECT MANUAL FOR:

# **Haynes Hall Ceramic Kilns & Sculpture Furnace Installation**

MONTANA STATE UNIVERSITY  
BOZEMAN, MONTANA

**21 August, 2020**

**PPA No. 19-0079**



**MONTANA  
STATE UNIVERSITY**

CAMPUS PLANNING,  
DESIGN AND CONSTRUCTION  
BOZEMAN, MONTANA  
PHONE: (406) 994-5413 FAX: (406) 994-5665

# TABLE OF CONTENTS

## BIDDING REQUIREMENTS

- Permit Notice
- Invitation to Bid
- Instructions to Bidders
- Bid Proposal, Form 098

## CONTRACT DOCUMENTS

### **Included in this Project Manual:**

- |  |                                     |
|--|-------------------------------------|
| Sample Standard Form of Contract, Form 110 | State of Montana General Conditions |
| MSU Supplemental Conditions                | Montana Prevailing Wage Rates       |

The following documents are included in electronic versions but not included in the printed project manual.

- |   |   |
|---|---|
| Substitution Request, Form 99                   | Certificate of Substantial Completion, Form 107 |
| Schedule of Values for Payment, Form 100        | Construction Change Directive, Form 109         |
| Periodic Estimate for Partial Payment, Form 101 | Request for Information, Form 111               |
| Acknowledgement of Subcontractors, Form 102     | Performance Bond, Form 112                      |
| Consent of Surety to Final Payment, Form 103    | Labor and Material Payment Bond, Form 113       |
| Contract Change Order, Form 104                 | Certificate of Final Acceptance, Form 118       |
| Contractor's Affidavit, Form 106                |   |

Additionally these can be downloaded from our website:

<http://www.montana.edu/pdc/contract-documents.html> – or will be provided upon request.

## TECHNICAL SPECIFICATIONS

### Division 1 - General Requirements

Summary .....	011000
Price and Payment Procedures .....	012000
Substitution Procedures.....	012500
Submittals .....	013000
Project Coordination .....	013100
Quality Requirements .....	014000
Temporary Facilities .....	015000
Product Requirements .....	016000
Executions.....	017300
Warranties Bonds.....	017400
Project Closeout.....	017700
Operations & Maintenance Manuals.....	017823
Project Record Documents.....	017839
Demonstrations & Training .....	017900

### Division 2 – Site Construction

Selective Demolition.....	024119
---------------------------	--------

### Division 3 – Concrete

#### SECTION 033000 - CAST-IN-PLACE CONCRETE

### Division 4 – 22

(No requirements these Divisions)

### Division 23 – Mechanical

	Owner Furnished Equipment
230000	Building Mechanical HVAC Requirements
230010	Demolition

230523	General Duty Valves for HVAC Piping
230529	Hangers and Supports for HVAC Piping and Equipment
230553	Identification for HVAC Piping, Ductwork and Equipment
231000	Gas Systems
233100	Ductwork
233300	Ductwork Accessories
235100	Breechings, Chimneys, And Stacks

Division 26 – Electrical

260500	Electrical General Requirements
260513	Medium, Low & Control Voltage Cables
260526	Grounding & Bonding for Electrical
260533	Electrical Materials & Methods
260800	Electrical Acceptance Tests
262000	Low Voltage Electrical Distribution
262900	Motor Controls

CONSTRUCTION DRAWINGS

CVR SITE PLAN, GENERAL PROJECT NOTES, GENERAL SITE / STAGING NOTES, LEGEND, INDEX OF DRAWINGS, PHASING NOTES

MD1.1 PARTIAL FIRST FLOOR PLAN - MECHANICAL DEMOLITION

M1.1 PARTIAL FIRST FLOOR PLAN - MECHANICAL NEW WORK

M3.1 MECHANICAL DETAILS, SCHEDULES AND LEGEND.

ED1.1 PARTIAL FIRST FLOOR PLAN - ELECTRICAL DEMOLITION

E1.1 PARTIAL FIRST FLOOR PLAN - ELECTRICAL NEW WORK

E3.1 ELECTRICAL DETAILS, SCHEDULES AND LEGEND



## CAMPUS PLANNING, DESIGN & CONSTRUCTION

Sixth Avenue and Grant Street • P.O. Box 172760 • Bozeman, Montana 59717-2760

Phone: (406) 994-5413 • Fax: (406) 994-5665

### PERMIT NOTICE

The drawings and specifications for this project have been submitted to the city of Bozeman for review. The contractor will pay all permit fees. The owner shall pay for plan review fee and the impact fee required for this project. The building permit must be appropriately displayed at the project site before construction may begin. The contractor shall contact the city of Bozeman for further clarification at the following:

CITY OF BOZEMAN  
BUILDING INSPECTION DIVISION  
DEPARTMENT OF PUBLIC WORKS  
20 EAST OLIVE STREET, SUITE 208  
PO BOX 640  
BOZEMAN, MONTANA 59771-0640  
(406) 582-2300

## INVITATION TO BID

Sealed bids will be received until **2:00 PM** on **Thursday, September 24, 2020**, and will be publicly opened and read aloud in the offices of **MSU Campus Planning, Design and Construction, Plew Building, 6<sup>th</sup> & Grant, Bozeman, Montana**, for: **Haynes Hall Ceramics Kilns & Sculptures Furnace Installation, PPA No. 19-0079**.

Bids shall be submitted on the form provided within the Contract Documents. Contract documents may be obtained at the offices of:

**Montana State University  
Campus Planning, Design and Construction  
Plew Building, 6<sup>th</sup> & Grant  
PO Box 172760  
Bozeman, Montana 59717-2760**

**On the web at:**

<http://www.montana.edu/pdc/bids.html>

***A PRE-BID WALK-THROUGH IS SCHEDULED FOR Wednesday, September 9, 2020, AT 10 AM PARTICIPANTS SHOULD MEET AT: Haynes Hall Kiln Yard on the MSU Bozeman Campus. ATTENDANCE IS STRONGLY RECOMMENDED. Bidders should thoroughly review the contract documents before the pre-bid conference.***

Bids must be accompanied by a bid security meeting the requirements of the State of Montana in the amount of 10% of the total bid. After award, the successful bidder must furnish an approved Performance Security and a Labor & Material Payment Security each in the amount of 100% of the contract for contracts equal to or greater than \$25,000.

No bidder may withdraw his bid for at least thirty (30) calendar days after the scheduled time for receipt of bids except as noted in the Instructions to Bidders.

The Owner reserves the right to reject any or all bids and to waive any and all irregularities or informalities and the right to determine what constitutes any and all irregularities or informalities.

### Time of Completion

Bidder agrees to commence work immediately upon receipt of the Notice to Proceed and to substantially complete the project **within Sixty (60) consecutive calendar days**.

*The State of Montana makes reasonable accommodations for any known disability that may interfere with an applicant's ability to compete in the bidding and/or selection process. In order for the state to make such accommodations, applicants must make known any needed accommodation to the individual project managers or agency contacts listed in the contract documents.*

State of Montana - Montana State University

Facilities Services

Campus Planning, Design and Construction

## INSTRUCTIONS TO BIDDERS

1. Table of Contents

***Provided in the Printed Project Manual:***

Invitation to Bid  
Instruction to Bidders  
Bid Proposal, Form 098  
Sample Standard Form of Contract  
State of Montana General Conditions  
MSU Supplementary Conditions  
Specifications  
Drawings

Periodic Estimate for Partial Payment, Form 101  
Acknowledgement of Subcontractors, Form 102  
Consent of Surety to Final Payment, Form 103  
Contract Change Order, Form 104  
Contractor's Affidavit, Form 106  
Certificate of Substantial Completion, Form 107  
Construction Change Directive, Form 109  
Request for Information, Form 111  
Performance Bond, Form 112  
Labor and Material Payment Bond, Form 113  
Certificate of Final Acceptance, Form 118  
Buy-Safe Montana Form

**These additional forms can be found on our website or will be provided upon request:**

<http://www.montana.edu/pdc/docs/index.html>

Substitution Request, Form 99  
Schedule of Values, Form 100

**For most current Montana Prevailing Wage Rates applicable to this project download from this site: <http://erd.dli.mt.gov/labor-standards/state-prevailing-wage-rates>**

2. Viewing of Contract Documents

2.1. The Contract Documents may be viewed at the following locations:

Builders Exchange of Billings  
2050 Broadwater STE A  
Billings MT 59102  
406/652-1311  
[bx@billingsplanroom.com](mailto:bx@billingsplanroom.com)

NW MT - Flathead Builders Exchange  
2303 Hwy 2 E  
Kalispell, MT 59901  
406/755-5888  
[planex@kalcoply.com](mailto:planex@kalcoply.com)

Helena Plans Exchange  
1530 Cedar Street Suite C  
Helena MT 59601  
406/457-2679  
[helenaplanex@helenacopycenter.com](mailto:helenaplanex@helenacopycenter.com)

Bozeman Builders Exchange  
1105 Reeves RD W STE 800  
Bozeman MT 59718  
406/586-7653  
[exchange@bozemanplanroom.com](mailto:exchange@bozemanplanroom.com)

Great Falls Builders Exchange  
202 2ND Avenue S  
Great Falls MT 59401  
406/453-2513  
[gfbe@greatfallsplans.com](mailto:gfbe@greatfallsplans.com)

Missoula Plans Exchange  
201 N Russell ST  
Missoula MT 59801  
406/549-5002  
[mpe@vemcoinc.com](mailto:mpe@vemcoinc.com)

Butte Builders Exchange  
4801 Hope Road  
Butte MT 59701  
406/782-5433  
[butteplans@gmail.com](mailto:butteplans@gmail.com)

3. Borrowing of Documents: Up to two hard copy sets may be obtained for General Contractors. Additionally, Contract Documents will be available electronically. If shipping of hard copies is required, it will be at the contractor's expense.

3.1. Contract Documents may be obtained at the office of:  
**MONTANA STATE UNIVERSITY  
CAMPUS PLANNING, DESIGN & CONSTRUCTION  
PLEW BUILDING 1st FLOOR  
6TH AND GRANT  
BOZEMAN, MONTANA 59717-2760  
406/994-5413**

3.2. All borrowed Contract Documents shall be returned to Campus Planning, Design & Construction within ten (10) calendar days after the bid opening for the deposit refund (if deposit was required). However, if the Contract Documents are not in a condition where they can be reused by the Owner to construct the project, the Owner may at its sole discretion may retain the deposit or levy costs to contractor in order to

reproduce a replacement set.

4. Visits to Site

4.1. Prospective bidders are requested to contact the following for inspection of the site:

**Loras O'Toole, Project Manager**  
**Montana State University**  
**Campus Planning, Design & Construction**  
**6<sup>th</sup> and Grant, PO Box 172760**  
**Bozeman, Montana 59717-2760**  
**Ph: 406/994-7092; Fax: 406/994-5665**

4.2. Failure to visit site will not relieve the Contractor of the conditions of the contract.

5. Requests for Substitution

5.1 Any requests for product substitutions must be submitted on the "Substitution Request" Form 099, to the Architect/Engineer at least ten (10) days prior to the date of the bid opening for consideration by the Architect/Engineer. Any request for substitution made after this time restriction, including those made after award during project construction may be rejected without consideration by either the Architect/Engineer or the Owner.

6. Bids/Proposals

6.1. The bidder shall submit his bid on the Bid Proposal Form furnished with the Contract Documents.

6.2. DO NOT send the Contract Documents with the Proposal. The Contract Documents shall be returned as noted in Article 3.2 of the Instructions to Bidders.

6.3. If the project is funded by any portion of federal funds, the following may apply: on Federally-funded projects, a "Certification Regarding Debarment, Suspension, Ineligibility and Voluntary Exclusion" form must be submitted with the bid proposal. If the debarment form is not included within the Construction Documents, federal funds (if included) do not require the form or are not included in the project and the debarment form is not required.

6.4. Proposals shall be in a sealed envelope and addressed to:

**STATE OF MONTANA, MONTANA STATE UNIVERSITY**  
**CAMPUS PLANNING, DESIGN & CONSTRUCTION**  
**PLEW BUILDING 1ST FLOOR**  
**6TH AND GRANT**  
**PO BOX 172760, BOZEMAN, MONTANA 59717-2760**

6.5. The envelope shall state that it contains a "BID PROPOSAL" and indicate the following information:

Name of Project:	<b>Haynes Hall Ceramic Kilns &amp; Sculpture Furnace Installation</b>
Location:	<b>Montana State University Bozeman Campus</b>
MSU PPA Project Number:	<b>19-0079</b>
Name of Bidder:	_____
Acknowledge Addendum Number:	___, ___, ___, ___

6.6. It is the bidder's responsibility to deliver or ensure delivery of the bid proposal to Montana State University, Campus Planning, Design, and Construction. Proposals received after the scheduled closing time for bids by either the bidder, a delivery service (e.g. Federal Express, U.S. Postal Service, United Parcel Service, etc.), or the state's own mail delivery system, will be rejected. Proposals entitled for consideration must be time-stamped in the Owner's office prior to the closing time for receipt of bids. The official time clock for receipt of bids and fax modifications is the Owner's time and date stamp clock located in the reception area of the Owner's office. No other clocks, calendars or timepieces are recognized. All bidders are responsible to ensure all bids and fax modifications are received in the Owner's office prior to the scheduled closing time.

6.7. If requested on the Bid Proposal, any person making a bid to perform the Work shall, as a requirement of a responsible bid, set forth the name of each subcontractor specified in the "List of Subcontractors" which is part of the bid proposal. The bidder shall list only one subcontractor for each such portion or work listed. The bidder whose bid is accepted shall not:

- 6.7.1. Substitute any other subcontractor in place of the subcontractor listed in the original bid, except by specific consent of the Owner. The Owner, at its sole discretion, may grant substitution with consent of the originally listed subcontractor, or in consideration of other factor(s) involved if deemed relevant to the successful performance of the Contract.
- 6.7.2. Permit any such subcontract to be voluntarily assigned, transferred or allow it to be performed by any party other than the subcontractor listed in the original bid without the consent of the Owner.
- 6.8. Bid Proposals entitled to consideration shall be made in accordance with the following instructions:
  - 6.8.1. Made upon form provided;
  - 6.8.2. All blank spaces properly filled;
  - 6.8.3. All numbers stated in both writing and in figures;
  - 6.8.4. Shall contain no additions, conditional or alternate bids, erasures or other irregularities;
  - 6.8.5. Shall acknowledge receipt of all addenda issued.
- 6.9. Bid Proposals entitled to consideration shall be signed by the proper representative of the firm submitting the proposal as follows:
  - 6.9.1. The principal of a single owner firm;
  - 6.9.2. A principal of a partnership firm;
  - 6.9.3. An officer of an incorporated firm, or an agent whose signature is accompanied by a certified copy of the resolution of the Board of Directors authorizing that agent to sign; or,
  - 6.9.4. Other persons signing for a single-owner firm or a partnership shall attach a power-of-attorney evidencing his authority to sign for that firm.
- 6.10. Unit Prices: When a Bid Proposal Form contains unit prices, any errors discovered in the extension of those unit prices will be corrected by the Owner using the unit price figures. The adjusted extended amount will then be used to determine the correct total bid. Only after the amounts have been checked and adjusted, if necessary, will the valid low bid be determined.
- 6.11. Estimated Quantities: All estimated quantities stipulated in the Bid Proposal and other Contract Documents are approximate and are to be used only as a basis for estimating the probable cost of the work and for the purpose of comparing proposals submitted for the work. It is understood and agreed that the actual amounts of work done, and materials furnished under unit price items may vary from such estimated quantities. The actual quantities will depend on the conditions encountered at the time the work is performed.
- 6.12. Any bidder may modify his bid by fax communication only.
  - 6.12.1 It is the bidder's responsibility to ensure that the entire modification is received at the bid opening location prior to the scheduled closing time for receipt of bids. The modification shall not reveal the bid price but shall only provide the ADDITION or SUBTRACTION from the original proposal.
  - 6.12.2 The Owner is not responsible for the performance of the facsimile/printer machine, maintaining adequate paper levels, toner levels, the telephone connection, quality of the facsimile, or any other factors affecting receipt of the fax. Unreadable or difficult-to-read facsimiles may be rejected at the sole discretion of the Owner.
  - 6.12.3 Changes in the listed subcontractors, if any, shall also be provided.
  - 6.12.4 Bid modifications must be verified by hard copy provided to the Owner within two (2) business days after the bid opening.
  - 6.12.5 Bid modifications shall be directed to fax phone (406) 994-5665.
  - 6.12.6 All facsimiles shall be date and time stamped on the same time-stamp clock in the Owner's office that is used for receipt of bids in order to be considered valid. The Owner may also use the date and time on the automatically-generated email notification of facsimile receipt as generated by the State's system. Any date and time indicated at the top of the facsimile on either the bidder's or the Owner's facsimile/printer machine will not be used in determining time of arrival of the modification.
- 6.13. The Owner reserves the sole right to reject any or all bids and to waive any irregularities or informalities. The Owner also reserves the sole right to determine what constitutes irregularities or informalities and/or what is material and/or immaterial to the bids received.



7. Bid Security

- 7.1. IF THE PROJECT COST IS LESS THAN \$25,000, AT ITS SOLE DISCRETION THE STATE OF MONTANA MAY OR MAY NOT REQUIRE BID SECURITY (18-2-302 MCA).
- 7.2. All proposals shall be accompanied by a bid security in the amount of 10% of the bid price, as evidence of good faith (18-2-302 MCA). (**MSU does not waive bid security.**)
- 7.3. Bid security shall be in the form of lawful moneys of the United States, cashier's check, certified check, bank money order or bank draft, bid bond or bonds payable to the State of Montana (18-2-302 MCA).
- 7.4. If the bidder, to whom a contract is awarded, fails to enter into and execute the proposed contract within fifteen (15) calendar days of award, the bidder shall forfeit the bid security (18-1-204 MCA).
- 7.5. The bid security of unsuccessful bidders will be returned when the contract has been awarded to the successful bidder or when all bids have been rejected (18-1-205 MCA).
- 7.6. Execution of and entering into a contract includes providing all necessary insurance certificates, bonds, signed contract and current copy of the construction contractor registration certificate.
- 7.7. **NOTE: PER STATE POLICY, IF CASH, CHECK, MONEY ORDER, OR BANK DRAFT ARE PROVIDED AS BID SECURITY, IT WILL BE DEPOSITED IN THE TREASURY. UNSUCCESSFUL BIDDERS WILL HAVE THEIR SECURITY RETURNED UPON CONTRACT AWARD. THE SUCCESSFUL BIDDER'S SECURITY MAY BE RETURNED UPON ISSUANCE OF NOTICE TO PROCEED.**

8. Withdrawal of Bids

- 8.1. Any bidder may withdraw his bid proposal at any time prior to the scheduled closing time for the receipt of bids.
- 8.2. Once the closing time for the receipt of bids is reached, a bid may not be withdrawn for a period of thirty (30) calendar days.

9. Interpretation of Contract Documents

- 9.1. Bidders shall promptly notify the Architect/Engineer of any ambiguity, inconsistency, or error which they may discover upon examination of the Contract Documents or of the site and local conditions.
- 9.2. Bidders requiring clarification or interpretation of the Contract Documents shall request, in writing, clarification from the Architect/Engineer at least ten (10) calendar days prior to the date set for receipt of bids.
- 9.3. Any interpretations, corrections, or change in the Contract Documents prior to the bid opening will be made by written addendum issued by the Architect/Engineer. The Architect/Engineer will endeavor to notify all plan holders of any addenda issued but it shall be the responsibility of the individual bidders to insure they have received all addenda prior to the submission of their bid.
- 9.4. All written addenda issued by the Architect/Engineer will become part of the Contract Documents and all bidders shall be bound by such addenda whether or not received and/or acknowledged by the bidder. No oral or telephone modifications of the Contract Documents will be considered or allowed.

10. Award of Bids

- 10.1. All bids received by the stated hour will be opened and publicly read aloud.
- 10.2. The Owner reserves the right to reject any and all bids and to waive any informality or irregularity in any bid received. Owner reserves the right to determine what constitutes material and/or immaterial informalities and/or irregularities.
- 10.3. The low bid shall be determined on the basis of the lowest Base Bid or the lowest combination of Base Bid and Alternate Bids, accepted in consecutive order.
- 10.4. The Owner shall award such contract to the lowest responsible bidder (18-1-102 MCA).

- 10.4.1. The Owner may make such investigations as it deems necessary to determine whether or not any or all bidders are responsible.
- 10.4.2. The term “responsible” does not refer to pecuniary ability only, nor the ability to tender sufficient performance and payment bonds.
- 10.4.3. The term “responsible” includes, but is not limited to:
  - 10.4.3.1. Having adequate financial resources to perform the contract or the ability to obtain them;
  - 10.4.3.2. Being able to comply with the required delivery, duration, and performance schedule;
  - 10.4.3.3. Having a satisfactory record of integrity and business ethics;
  - 10.4.3.4. Having the necessary organization, experience, accounting, and operational controls;
  - 10.4.3.5. Having the necessary production, construction, technical equipment, and facilities; and,
  - 10.4.3.6. Having the technical skill, ability, capacity, integrity, performance, experience, lack of claims and disputes, lack of actions on bonds, lack of mediations, arbitrations and/or lawsuits related to construction work or performance, and such like.
- 10.4.4. Bidders shall furnish to the Owner all information and data for this purpose as the Owner may request.
- 10.4.5. The Owner reserves the right to reject any bid if the investigation or evidence of any Bidder fails to satisfy the Owner that such Bidder is properly and adequately qualified to suitably perform and satisfactorily execute the obligations of the Contract and Work defined in the Contract Documents.
- 10.5. The Owner shall award such contract to the lowest responsible bidder without regard to residency except on a reciprocal basis: a resident bidder will be allowed a preference on a contract against the bid of any non-resident bidder from any state or country that enforces a preference for resident bidders. The preference given to resident bidders of the State of Montana must be equal to the preference given in the other state or country (18-1-102, MCA). This does not apply when prohibited by Federal requirements.
- 10.6. The State of Montana may negotiate deductive changes, not to exceed 7% of the total cost of the project, with the lowest responsible bidder when the lowest responsible bids causes the project cost to exceed the appropriation; or with the lowest responsible bidders if multiple contracts will be awarded on the projects when the total of the lowest responsible bids causes the project cost to exceed the appropriation. A bidder is not required to negotiate his bid but is required to honor his bid for the time specified in the bidding documents. The Owner may terminate negotiations at any time (18-2-105(7) MCA).
11. Contract
  - 11.1. The sample Standard Form of Contract between Contractor and Owner, as issued by the Owner, will be used as the contracting instrument and is bound within the Contract Documents.
  - 11.2. The form shall be signed by a proper representative of the bidder as defined above in these instructions.
  - 11.3. The contractor shall also complete and return a federal form W-9 with the Contract.
12. Performance, Labor and Material Payment Security
  - 12.1. IF THE PROJECT COST IS LESS THAN \$25,000, AT ITS SOLE DISCRETION THE STATE OF MONTANA MAY OR MAY NOT REQUIRE A PERFORMANCE OR LABOR AND MATERIAL PAYMENT SECURITY (18-2-201 MCA). **(MSU REQUIRES BONDS ON ALL PROJECTS ABOVE \$25,000.)**
  - 12.2. THE CONTRACTOR SHALL PROVIDE BOTH SECURITIES FOR THIS PROJECT AS SPECIFIED BELOW, UNLESS SPECIFICALLY DIRECTED THAT THIS REQUIREMENT HAS BEEN WAIVED ELSEWHERE IN THESE DOCUMENTS.
  - 12.3. The Owner shall require the successful bidder to furnish a Performance Bond in the amount of 100% of the contract price as security for the faithful performance of his contract (18-2-201, MCA).
  - 12.4. The Owner shall require the successful bidder to furnish a Labor and Material Payment Bond in the amount of 100% of the contract price as security for the payment of all persons performing labor and furnishing materials in connection therewith (18-2-201 MCA).

- 12.5. The bonds shall be executed on forms furnished by the Owner. No other forms will be acceptable.
- 12.6. The bonds shall be signed in compliance with State statutes (33-17-111 MCA).
- 12.7. Bonds shall be secured from a State licensed bonding company.
- 12.8. Power of Attorney
  - 12.8.1. Attorneys-in-fact who sign contract bonds must file with each bond a certified and effectively dated copy of their power of attorney;
  - 12.8.2. One original copy shall be furnished with each set of bonds.
  - 12.8.3. Others furnished with a set of bonds may be copies of that original.
13. Notice To Proceed
  - 13.1. The successful bidder who is awarded the contract for construction will not be issued a Notice to Proceed until there is a signed Contract, the specified insurance certificates and a copy of the bidder's current Construction Contractor Registration Certificate in the Owner's possession. All items are required within fifteen (15) calendar days of contract award made by the Owner.
14. Laws and Regulations
  - 14.1. The bidders' attention is directed to the fact that all applicable federal and state laws, municipal ordinances, and the rules and regulations of all authorities having jurisdiction over the project shall apply to the contract throughout and will be deemed to be included in this contract as if bound herein in full.
15. Payments
  - 15.1. NOTICE OF APPROVAL OF PAYMENT REQUEST PROVISION. Per Title 28, Chapter 2, Part 21, this contract allows the Owner to change the number of days to approve a Contractor's payment request. This contract allows the Owner to approve the Contractor's payment request within thirty-five (35) calendar days after it is received by the Owner without being subject to the accrual of interest.
16. Buy Safe Montana Provisions
  - 16.1. The successful bidder who is awarded the contract for construction shall provide their incident rate, experience modification ratio (EMR) and loss ratio via the Buy-Safe Montana form with the Award documents.
17. Time of Completion
  - 17.1. Bidder agrees to commence work immediately upon receipt of the Notice to Proceed and to substantially complete the project **within Sixty (60) consecutive calendar days**.
  - 17.2. If liquidated damages are assessed for exceeding the completion date, they shall accrue at the rate of **ONE HUNDRED 00/100 (\$100.00) DOLLARS** per calendar day. Liquidated damages charges will be deducted from the amount due the Contractor.

~END OF INSTRUCTIONS~



BID PROPOSAL

Haynes Hall Ceramic Kilns & Sculpture Furnace Installation
PPA No. 19-0079

TO:
State of Montana, Montana State University
Campus Planning, Design, and Construction
Attn: Rebecca Barney, Contract Administrator
Plew Building, 6th & Grant, PO Box 172760
Bozeman, Montana 59717-2760

Prospective Bidders:

The undersigned, having familiarized themselves with the Contract Documents, site, location, and conditions of the Work as prepared by Consulting Design Solutions, Inc., 7540 Churchill Road, Manhattan, Montana 59741, 406/282-7082, by submission of this Bid Proposal, hereby agrees to provide all materials, systems, equipment and labor necessary to complete the Work for the total sum as follows:

BASE BID:

\_\_\_\_\_ and \_\_\_\_ /100 DOLLARS.
(ALPHA notation) \$ \_\_\_\_\_ (NUMERIC notation)

This bidder acknowledges receipt of the following addenda:

ADDENDUM No.: \_\_\_\_\_ Dated: \_\_\_\_\_
ADDENDUM No.: \_\_\_\_\_ Dated: \_\_\_\_\_
ADDENDUM No.: \_\_\_\_\_ Dated: \_\_\_\_\_

By signing below, the bidder agrees to all terms specified and AGREES TO fulfill the requirements of the CONTRACT in strict accordance with the bidding documents.

Company Name: \_\_\_\_\_

Signature: \_\_\_\_\_

Print Name: \_\_\_\_\_

Title: \_\_\_\_\_

Business Address: \_\_\_\_\_

Construction Contractor

Registration No.: \_\_\_\_\_

Phone No.: \_\_\_\_\_

Fax No.: \_\_\_\_\_

Email: \_\_\_\_\_

Date: \_\_\_\_\_



**STANDARD FORM OF CONTRACT BETWEEN OWNER AND CONTRACTOR FOR CONSTRUCTION**

THIS CONTRACT IS SUBJECT TO ARBITRATION PURSUANT TO THE UNIFORM ARBITRATION ACT, MCA TITLE 27, CHAPTER 5

This CONTRACT is made as of:

(date)

**BETWEEN:**

*[FIRM NAME]  
[ADDRESS]  
[CITY, STATE, ZIP]  
[PHONE, FAX]*

Herein after identified as the “CONTRACTOR” and the State of Montana, acting through its Director, Campus Planning, Design, and Construction, hereinafter identified as the “OWNER”:

*State of Montana  
Montana State University  
Campus Planning, Design, and Construction  
Plew Building 6<sup>th</sup> & Grant, PO Box 172760  
Bozeman, Montana 59717-2760*

WITNESSETH that the Contractor and the Owner, for the consideration hereinafter named, agree as follows:

ARTICLE 1 – SCOPE OF WORK

The Contractor shall perform all Work as shown in the Contract Documents entitled:

*[PROJECT NAME]*

*PPA NO.: [PPA NO.]*

*Bid Documents Dated: (alpha date)*

As prepared by:

*[FIRM NAME]  
[ADDRESS]  
[CITY, STATE, ZIP]  
[PHONE, FAX]*

Hereinafter identified as the “ARCHITECT/ENGINEER.”

ARTICLE 2 – TIME OF COMPLETION

As time is of the essence in performance, coordination, and completion of the Work contemplated under this Contract, the Work to be performed shall commence on a date set forth by the Owner in a written “Notice To Proceed” and shall be completed Within or by:

**CONSECUTIVE CALENDAR DAYS.**

If the Work is not completed within the time specified, the Owner may assess liquidated damages in the amount of:

**[DOLLARS IN ALPHA] DOLLARS (\$numeric) PER CALENDAR DAY.**

ARTICLE 3 – CONTRACT SUM

The Owner shall pay the Contractor for performance of the Work, subject to additions and/or deductions by Change Order or damages as provided in the Contract Documents, the Contract Sum of:

**[DOLLARS IN ALPHA] DOLLARS (\$(dollars in numeric)).**

ARTICLE 4 – PROGRESS PAYMENTS

The Owner shall make payments on account in accordance with the Contract Documents as follows: Ninety-Five (95%) of the portion of the Contract Sum for labor, materials, and equipment incorporated in the Work and for materials suitable stored. The Contractor shall be aware that the Owner has thirty-five (35) calendar days upon receipt in which to make approval and payment without being in

violation of statute or being subject to the accrual of interest shall, or the need to make written notice or justification to deny payment in whole or in part. The Contractor shall, within seven (7) calendar days following receipt of payment from the Owner, make payment to subcontractor(s).

**ARTICLE 5 – FINAL PAYMENT**

Final Payment, constituting the entire unpaid balance of the Contract Sum, shall be paid by the Owner to the Contractor when: 1) the Work is completed in accordance with the Contract Documents; 2) the Contract fully performed; 3) a final Form 101, Periodic Estimate for Partial Payment showing the final correct amounts is approved by the Architect/Engineer; 4) a Form 106, "Contractor's Affidavit of Completion, Payment of Debts and Claims, and Release of Liens" is completed and submitted; and 5) a Form 103, "Consent of Surety Company To Final Payment" if required, is completed and submitted.

**ARTICLE 6 – CONTRACT DOCUMENTS**

The Contract Documents, together with this Contract, form the entire Contract and Agreement between the Contractor and Owner. The Contract Documents, which are totally and completely a part of this Contract as if attached hereto or repeated herein, are enumerated in the General Conditions of the Contract for Construction inclusive of Wage Rates, Reports, and all other items bound with the Specifications and/or Project Manual(s).

**ARTICLE 7 – PREVAILING WAGE SCHEDULE**

The Contractor and all subcontractors at any tier or level shall, as a minimum, pay the standard prevailing rate of wages schedule (including per diem, fringe benefits for health, welfare, and pension contributions and travel allowance) in effect and as applicable to the district in which the Work is being performed.

**ARTICLE 8 – VENUE**

In the event of any mediation, arbitration, or litigation concerning any matter or dispute arising out of or related to the Contract, venue shall be the Eighteenth Judicial District in and for the County of Gallatin, Montana. The Contract shall be interpreted and subject to the laws of the State of Montana.

**ARTICLE 9 – MISCELLANEOUS PROVISIONS**

Other documents if any forming part of these contract documents are as follows:

Addendum #1 dated: [ ] Addendum #2 dated: [ ] Addendum #3 dated: [ ]

Contractor's Bid Proposal dated: [ ]

Contractor's Revised Proposal dated: [ ]

**EXECUTION OF THIS CONTRACT**

This Contract is entered into as of the day and year first written above:

**CONTRACTOR:** (COMPANY)  
(ADDRESS)  
(CITY, STATE, ZIP)  
(PHONE, FAX)

**OWNER:** STATE OF MONTANA  
MONTANA STATE UNIVERSITY  
CAMPUS PLANNING, DESIGN, AND  
CONSTRUCTION  
6<sup>TH</sup> & GRANT AVENUE, P.O. Box 172760  
BOZEMAN, MONTANA 59717-2760

\_\_\_\_\_  
(Signature)

\_\_\_\_\_  
John How, Director

\_\_\_\_\_  
(Print Name)

\_\_\_\_\_  
(Title)

\_\_\_\_\_  
(Date)

\_\_\_\_\_  
(Date)

Contractor's Registration Certificate No. \_\_\_\_\_

Federal Tax Identification No. \_\_\_\_\_

Incorporated? \_\_\_\_\_ No \_\_\_\_\_ yes

*Please refer to PPA No. in all correspondence.*



**GENERAL CONDITIONS  
OF THE CONTRACT FOR CONSTRUCTION**

**State of Montana Version**  
(Form Revision Date: April 2020)

# FRONT PAGE HIGHLIGHTS

Note: This list of items is not an exhaustive or all-inclusive list of the contractor's responsibilities for the Project but is provided solely for convenience and reference.

ITEM	REFERENCE	GENERAL CONDITIONS
Prevailing Wage Rates	<a href="#">Article 3.4.4</a>	The Commissioner of The Montana Department of Labor and Industry (DOLI) has established the standard prevailing rate of wages in accordance with 18-2-401 and 18-2-402, MCA.
Warranty	<a href="#">Article 3.5.2</a>	The warranty period shall be defined as commencing with Substantial Completion (or with each Substantial Completion if there is more than one) of the Project, or any portion thereof, and continuing for one (1) calendar year from the date of Final Acceptance of the entire project.
Schedule	<a href="#">Article 3.10.1</a>	The Contractor's schedule shall be in the "Critical Path Method" and shall be in a form that is acceptable to the Owner and meet all the conditions of 3.10.
Time Limit on Claims	<a href="#">Article 4.3.1.1</a>	Claims by either party must be initiated within 21 calendar days after occurrence of the event giving rise to such claim.
Weather Delays	<a href="#">Article 4.3.5.2</a>	If adverse weather conditions are the basis for a Claim for additional time, such Claim shall be documented by data substantiating that weather conditions were abnormal for the period of time, could not have been reasonably anticipated, and had an adverse effect on the current critical- path scheduled construction activities.
Waiver of Consequential Damages	<a href="#">Article 4.3.6</a>	The Contractor and Owner waive Claims against each other for consequential damages arising out of or relating to this Contract.
Mediation & Arbitration	Article <a href="#">4.5</a> & <a href="#">4.6</a>	The parties shall endeavor to resolve their Claims by mediation unless the parties mutually agree otherwise. Claims not resolved by mediation shall be decided by arbitration.
Changes	<a href="#">Article 7</a>	Changes in the Work may be accomplished after execution of the Contract, and without invalidating the Contract, by Change Order, Construction Change Directive, or order for a minor change in the Work subject to the limitations stated in this Article 7 and elsewhere in the Contract Documents.
Change Order Allowable Costs	<a href="#">Article 7.2.2.1</a>	As described with a 5% allowance for overhead and a 10% allowance for profit.
Time	<a href="#">Article 8</a>	Time is of the essence in performance, coordination, and completion of the Work contemplated herein.
Liquidated Damages	<a href="#">Article 8.1.6</a>	The Contractor and his surety shall be liable for and shall pay to the Owner the sums stipulated as liquidated damages for each calendar day of delay until the Work is substantially complete.
Contract Duration/Milestones/Phases	<a href="#">Article 8.1.9</a>	All Work shall reach Substantial Completion by the date(s) listed or within the consecutive calendar days indication after the start date on the written Notice To Proceed.
Applications for Payment	<a href="#">Article 9.3.2</a>	The Owner has thirty-five (35) calendar days after receipt for approval of the Contractor's Pay Request without being subject to the accrual of interest.
Retainage	<a href="#">Article 9.3.7</a>	Until the Work is complete, the Owner will pay 95% of the amount due the Contractor on account of progress payments. If the Work and its progress are not in accordance with all or any part, piece, or portion of the Contract Documents, the Owner may, at its sole discretion and without claim by the Contractor, increase the amount held as retainage to whatever level deemed necessary to effectuate performance and progress of the Work.
Safety & Protection	<a href="#">Article 10</a>	The Contractor shall be solely responsible for initiating, maintaining and supervising all safety, safety precautions, and safety programs in connection with the performance of the Contract.
Indemnification and Insurance Requirements	<a href="#">Article 11</a>	The Contractor shall indemnify the Owner against the Contractor's negligence. The Contractor shall least carry Workers' Comp, General Liability, Automobile/Equipment, and Property (all-risk) Insurance Coverages as identified. State of Montana shall be listed as an additional insured with copy of ENDORSEMENT provided along with certificates of insurance. No waivers of subrogation shall be accepted.
Performance & Payment Bonds	<a href="#">Article 11.7</a>	The Contract shall furnish a Performance Bond in the amount of 100% of the contract price as security for the faithful performance of his contract. The Contractor shall also furnish a Labor and Material Payment Bond in the amount of 100% of the contract price as security for the payment of all persons performing labor and furnishing materials in connection therewith.
Payroll & Basic Records	<a href="#">Article 13.8</a>	Payrolls and basic records pertaining to the project shall be kept on a generally recognized accounting basis and shall be available to the Owner, Legislative Auditor, the Legislative Fiscal Analyst or his authorized representative at mutually convenient times. Accounting records shall be kept by the Contractor for a period of three years after the date of the Owner's Final Acceptance of the Project.



---

---

# **GENERAL CONDITIONS OF THE CONTRACT FOR CONSTRUCTION**

(Form Revision Date: October 2019)

## **1. ARTICLE 1 – GENERAL PROVISIONS**

### **1.1. BASIC DEFINITIONS**

1.1.1. **CONTRACT DOCUMENTS.** The Contract Documents consist of the Contract between Owner and Contractor (hereinafter the “Contract”), Conditions of the Contract (General, Supplementary and other Conditions), Drawings, Specifications, Addenda issued prior to execution of the Contract, other documents listed in the Contract and Modifications issued after execution of the Contract. A Modification is: (1) a written amendment to the Contract signed by both parties; (2) a Change Order; (3) a Construction Change Directive; or, (4) a written order for a minor change in the Work issued by the Architect/Engineer. The Contract Documents shall include the bidding documents and any alterations made thereto by addenda. In the event of a conflict, discrepancy, contradiction, or inconsistency within the Contract Documents and for the resolution of same, the following order of hierarchy and control shall apply and prevail:

1) Contract; 2) Addenda; 3) Supplementary General Conditions; 4) General Conditions; 5) Specifications; 6) Drawings; 7) Instructions to Bidders; 8) Invitation To Bid; 9) Sample Forms.

1.1.1.1. If a conflict, discrepancy, contradiction, or inconsistency occurs within or between the Specifications and the Drawings, resolution shall be controlled by the following:

1.1.1.1.1. As between figures, dimensions, or numbers given on drawings and any scaled measurements, the figures, dimensions, or numbers shall govern;

1.1.1.1.2. As between large scale drawings and small scale drawings, the larger scale drawings shall govern;

1.1.1.1.3. As between the technical specifications and drawings; the technical specifications shall govern.

1.1.1.1.4. Shop Drawings and Submittals: Shop drawings and other submittals from the Contractor, subcontractors, or suppliers do not constitute a part of the Contract Documents.

1.1.1.2. The Contractor acknowledges, understands and agrees that the Contract Documents cannot be changed except as provided herein by the terms of the Contract. No act(s), action(s), omission(s), or course of dealing(s) by the Owner or Architect/Engineer with the Contractor shall alter the requirements of the Contract Documents and that alteration can be accomplished only through a written Modification process defined herein.

1.1.2. **THE DRAWINGS.** The Drawings are the graphic and pictorial portions of the Contract Documents showing the design, intent, location, and dimensions of the Work, generally including plans, elevations, sections, details, schedules and diagrams.

1.1.3. **THE SPECIFICATIONS.** The Specifications are that portion of the Contract Documents consisting of the written requirements for materials, equipment, systems, standards and workmanship for the Work, and performance of related services.

1.1.4. **THE CONTRACT.** The entire Contract for Construction is formed by the Contract Documents. The

Contract represents the entire, complete, and integrated agreement between the Owner and Contractor hereto and supersedes prior negotiations, representations or agreements, either written or oral. The Contract may be amended or modified only by a Modification. The Contract Documents shall not be construed to create a contractual relationship of any kind between: (1) the Architect/Engineer and Contractor; (2) the Owner and any Subcontractor, Sub-subcontractor, or Supplier; (3) the Owner and Architect/Engineer; or, (4) between any persons or entities other than the Owner and Contractor. However, the Architect/Engineer shall at all times be permitted and entitled to performance and enforcement of its obligations under the Contract intended to facilitate performance of the Architect/Engineer's duties.

- 1.1.5. THE WORK. The term "Work" means the construction and services required by the Contract Documents, whether completed or partially completed, and includes all other labor, materials, equipment and services provided or to be provided by the Contractor to completely fulfill the Contract and the Contractor's obligations. The Work may constitute the whole or a part of the Project.
- 1.1.6. THE PROJECT. The Project is the total construction of which the Work performed under the Contract Documents may be the whole or a part and which may include construction by the Owner or by separate contractors.
- 1.1.7. TIME. Time is of the essence in performance, coordination, and completion of the Work contemplated herein. The Owner may suffer damages if the Work is not completed as specified herein. When any duration or time period is referred to in the Contract Documents by days, the first day of a duration or time period shall be determined as the day following the current day of any event or notice starting a specified duration. All durations in the Contract Documents are calendar days unless specifically stated otherwise.

## **1.2. CORRELATION, INTER-RELATIONSHIP, AND INTENT OF THE CONTRACT DOCUMENTS**

- 1.2.1. The intent of the Contract Documents is to include all items and all effort necessary for the proper execution and completion of the Work by the Contractor. The Contract Documents are complementary and inter-related, and what is required by one shall be as binding as if required by all. Performance by the Contractor shall be required to the extent consistent with the Contract Documents and reasonably inferable from them as being necessary to produce the indicated results.
- 1.2.2. Organization of the Specifications into divisions, sections and articles, and arrangement of Drawings shall not control the Contractor in dividing the Work among Subcontractors or in establishing the extent of Work to be performed by any trade. It is the Contractor's responsibility to control the Work under the Contract.
- 1.2.3. Unless otherwise stated in the Contract Documents, words which have well-known technical or construction industry meanings are used in the Contract Documents in accordance with such recognized meanings.

## **1.3. CAPITALIZATION**

- 1.3.1. Terms capitalized in these General Conditions include those which are: (1) specifically defined; and, (2) the titles of numbered articles and identified references to Paragraphs, Subparagraphs and Clauses in the document.

## **1.4. INTERPRETATION**

- 1.4.1. In the interest of brevity the Contract Documents frequently omit modifying words such as "all" and "any" and articles such as "the" and "an," but the fact that a modifier or an article is absent from one statement and appears in another is not intended to affect the interpretation of either statement.

## **1.5. EXECUTION OF THE CONTRACT AND CONTRACT DOCUMENTS**

- 1.5.1. The Contract shall be signed by the Owner and Contractor. Execution of the Contract by the Contractor constitutes the complete and irrevocable binding of the Contractor and his Surety to the Owner for complete performance of the Work and fulfillment of all obligations. By execution of the Contract, the Contractor acknowledges that it has reviewed and familiarized itself with all aspects of the Contract Documents and agrees to be bound by the terms and conditions contained therein.

- 1.5.2. Execution of the Contract by the Contractor is a representation that the Contractor has visited the site, become generally familiar with local conditions under which the Work is to be performed, and correlated personal observations with requirements of the Contract Documents.
- 1.5.3. The Contractor acknowledges that it has taken all reasonable actions necessary to ascertain the nature and location of the work, and that it has investigated and satisfied itself as to the general and local conditions which can affect the work or its cost, including but not limited to: (1) conditions bearing upon transportation, disposal, handling, and storage of materials; (2) the availability of labor, water, gas, electric power, phone service, and roads; (3) uncertainties of weather, river stages, tides, or similar physical conditions at the site; (4) the conformation, topography, and conditions of the ground; and, (5) the character of equipment and facilities needed for performance of the Work. The Contractor also acknowledges that it has satisfied itself as to the character, quality, and quantity of surface and subsurface materials or obstacles to be encountered insofar as this information is reasonably ascertainable from an inspection of the site, including all exploratory geotechnical work done by the Owner, as well as from the drawings and specifications made a part of this contract. Any failure of the Contractor to take the action described and acknowledged in this paragraph will not relieve the Contractor from responsibility for properly ascertaining and estimating the difficulty and cost of successfully performing the Work or for proceeding to successfully perform the Work without additional expense to the Owner.
- 1.5.4. The Owner assumes no responsibility for any conclusions or interpretations made by the Contractor based on the information made available by the Owner, nor does the Owner assume responsibility for any understanding reached or representation made by any of its officers, agents, or employees concerning conditions which can affect the Work unless that understanding or representation is expressly stated in the Contract Documents.
  - 1.5.4.1. Performance of any portion of the Work beyond that required for complying with the specifications and all other requirements of the Contract, shall be deemed to be for the convenience of the Contractor and shall be at the Contractor's sole expense.
  - 1.5.4.2. There shall be no increase in the contract price or time allowed for performance which is for the convenience of the Contractor.

## **1.6. OWNERSHIP AND USE OF DRAWINGS, SPECIFICATIONS, AND OTHER INSTRUMENTS OF SERVICE**

- 1.6.1. The Drawings, Specifications and other documents, including those in electronic form, prepared by the Architect/Engineer and the Architect/Engineer's consultants are Instruments of Service through which the Work to be executed by the Contractor is described. The Contractor may retain one record set. Neither the Contractor nor any Subcontractor, Sub-subcontractor or material or equipment supplier shall own or claim a copyright in the Drawings, Specifications and other documents prepared by the Architect/Engineer or the Architect/Engineer's consultants. Unless otherwise indicated, the Architect/Engineer and the Architect/Engineer's consultants shall be deemed the authors of them and will retain all common law, statutory and other reserved rights, in addition to the copyrights except as defined in the Owner's Contract with the Architect/Engineer. All copies of Instruments of Service, except the Contractor's record set, shall be returned or suitably accounted for to the Architect/Engineer upon completion of the Work. The Drawings, Specifications and other documents prepared by the Architect/Engineer and the Architect/Engineer's consultants, and copies thereof furnished to the Contractor, are for use solely with respect to this Project. They are not to be used by the Contractor or any Subcontractor, Sub-subcontractor or material or equipment supplier on other projects or for additions to this Project outside the scope of the Work without the specific written consent of the Owner, Architect/Engineer, and the Architect/Engineer's consultants. The Contractor, Subcontractors, Sub-subcontractors and material or equipment suppliers are authorized to use and reproduce applicable portions of the Drawings, Specifications and other documents prepared by the Architect/Engineer and the Architect/Engineer's consultants appropriate to and for use in the execution of their Work under the Contract Documents. All copies made under this authorization shall bear the statutory copyright notice, if any, shown on the Drawings Specifications and other documents prepared by the Architect/Engineer and the Architect/Engineer's consultants. Submittal or distribution to meet official regulatory requirements or for other purposes in connection with this Project is not to be construed as publication in derogation of the Architect/Engineer's or Architect/Engineer's consultants' copyrights or other reserved rights.

- 1.6.2. Owner's Disclaimer of Warranty: The Owner has requested the Architect/Engineer prepare the Contract Documents for the Project which are adequate for bidding and constructing the Project. However, the Owner makes no representation, guarantee, or warranty of any nature whatsoever to the Contractor concerning such documents. The Contractor hereby acknowledges and represents that it has not, does not, and will not rely upon any such representation, guarantee, or warranty concerning the Contract Documents as no such representation, guarantee, or warranty have been or are hereby made.

## **2. ARTICLE 2 – THE OWNER**

### **2.1. THE STATE OF MONTANA**

- 2.1.1. The Owner is the State of Montana and is the sole entity to be identified as Owner in the Contract and as referred to throughout the Contract Documents as if singular in number.
- 2.1.2. Except as otherwise provided in Subparagraph 4.2.1, the Architect/Engineer does not have authority to bind the Owner. The observations and participations of the Owner or its authorized representative do not alleviate any responsibility on the part of the Contractor. The Owner reserves the right to observe the work and make comment. Any action or lack of action by the Owner shall not be construed as approval of the Contractor's performance.
- 2.1.3. The Owner reserves the right to require the Contractor, all sub-contractors and material suppliers to provide lien releases at any time. The Owner reserves the right to withhold progress payments until such lien releases are received for all work for which prior progress payments have been made. Upon the Owner's demand for lien releases (either verbally or written), the Contractor, all sub-contractors and material suppliers shall provide such releases with every subsequent application for payment through Final Acceptance of the Project.
- 2.1.4. Except for permits and fees, including those required under Subparagraph 3.7.1, which are the responsibility of the Contractor under the Contract Documents, the Owner shall secure and pay for necessary approvals, easements, assessments and charges required for construction, use or occupancy of permanent structures or for permanent changes in existing facilities.
- 2.1.5. Information or services required of the Owner by the Contract Documents shall be furnished by the Owner with reasonable promptness. Any other information or services relevant to the Contractor's performance of the Work under the Owner's control shall be furnished by the Owner after receipt from the Contractor of a written request for such information or services.
- 2.1.6. Unless otherwise provided in the Contract Documents, the Contractor will be furnished, free of charge, such copies of Drawings and Specifications as are reasonably necessary for execution of the Work.

### **2.2. OWNER'S RIGHT TO STOP WORK**

- 2.2.1. If the Contractor fails to correct Work which is not in accordance with the requirements of the Contract Documents as required by Paragraph 12.2 or persistently fails to carry out Work in accordance with the Contract Documents, the Owner may issue a written order to the Contractor to stop the Work, or any portion thereof, until the cause for such order has been eliminated. However, the right of the Owner to stop the Work shall not give rise to a duty on the part of the Owner to exercise this right for the benefit of the Contractor or any other person or entity, except to the extent required by Subparagraph 6.1.3. The issuance of a stop work order by the Owner shall not give rise to a claim by the Contractor or any subcontractor for additional cost, time, or other adjustment.

### **2.3. OWNER'S RIGHT TO CARRY OUT THE WORK**

- 2.3.1. If the Contractor defaults or neglects to carry out the Work in accordance with the Contract Documents and fails within a seven-day period after receipt of written notice from the Owner to commence and continue correction of such default or neglect with diligence and promptness, the Owner may after such seven-day period give the Contractor a second written notice to correct such deficiencies within a three-day period. If the Contractor within such three-day period after receipt of such second notice fails to commence and continue to correct any deficiencies, the Owner may, without prejudice to other remedies

the Owner may have, correct such deficiencies. In such case an appropriate Change Order shall be issued deducting from payments then or thereafter due the Contractor the reasonable cost of correcting such deficiencies, including Owner's expenses and increased costs, and compensation for the Architect/Engineer's additional services made necessary by such default, neglect, or failure. If payments then or thereafter due the Contractor are not sufficient to cover such amounts, the Contractor shall pay the difference to the Owner.

## **2.4. OWNER'S RIGHT TO PERSONNEL**

- 2.4.1. The Owner reserves the right to have the Contractor and/or subcontractors remove person(s) and/or personnel from any and all work on the project with cause but without cost to the Owner. Such requests from the Owner may be made verbally or in writing and may be done directly with the Contractor or indirectly through the Architect/Engineer. Cause may be, but not limited to, any of the following: incompetence, poor workmanship, poor scheduling abilities, poor coordination, disruption to the facility or others, poor management, causes delay or delays, disruption of the Project, will not strictly adhere to facility procedures and Project requirements either knowingly or unknowingly, insubordination, drug/alcohol use, possession of contraband, belligerent acts or actions, etc. The Contractor shall provide replacement person(s) and/or personnel acceptable to the Owner at no cost to the Owner.
- 2.4.2. Any issue or circumstance relating to or resulting out of this clause shall not be construed or interpreted to be interference with or impacting upon the Contractor's responsibilities and liabilities under the Contract Documents.
- 2.4.3. Person(s) and/or personnel who do not perform in accordance with the Contract Documents, shall be deemed to have provided the Owner with cause to have such persons removed from any and all involvement in the Work.
- 2.4.4. The Contractor agrees to indemnify and hold harmless the Owner from any and all causes of action, demands, claims, damages, awards, attorneys' fees, and other costs brought against the Owner and/or Architect/Engineer by any and all person(s) or personnel as a result of actions under this clause.

## **3. ARTICLE 3 – THE CONTRACTOR**

### **3.1. GENERAL**

- 3.1.1. The Contractor is the person or entity identified as such in the Contract and is referred to throughout the Contract Documents as if singular in number. The term "Contractor" means the Contractor or the Contractor's authorized representative.
- 3.1.2. Construction Contractor Registration: The Contractor is required to be registered with the Department of Labor and Industry under 39-9-201 and 39-9-204 MCA prior to the Contract being executed by the Owner. A bidder must demonstrate that it has registered or promises that it will register immediately upon notice of award and prior to the commencement of any work. If the prevailing bidder cannot or does not register in time for the Owner to execute the Contract within fifteen (15) days of the date on the notice of award, the Owner may award, at its sole discretion, to the next lowest responsible bidder who meets this requirement. The Owner will not execute a contract for construction nor issue a Notice to Proceed to a Contractor who is not registered per 39-9-401(a) MCA. It is solely the Contractor's responsibility to ensure that all Subcontractors are registered in accordance with Title 39, Chapter 9, MCA.
- 3.1.3. The Owner's engagement of the Contractor is based upon the Contractor's representations by submission of a bid to the Owner that it:
  - 3.1.3.1. has the requisite skills, judgment, capacity, expertise, and financial ability to perform the Work;
  - 3.1.3.2. is experienced in the type of labor and services the Owner is engaging the Contractor to perform;
  - 3.1.3.3. is authorized, licensed and registered to perform the type of labor and services for which it is being engaged in the State and locality in which the Project is located;

- 3.1.3.4. is qualified, willing and able to perform the labor and services for the Project in the manner and scope defined in the Contract Documents; and,
- 3.1.3.5. has the expertise and ability to provide labor and services that will meet the Owner's objectives, intent and requirements, and will comply with the requirements of all governmental, public, and quasi-public authorities and agencies having or asserting jurisdiction over the Project.
- 3.1.4. The Contractor shall perform the Work in accordance with the Contract Documents.
- 3.1.5. The Contractor shall not be relieved of obligations to perform the Work in accordance with the Contract Documents either by activities or duties of the Architect/Engineer in the Architect/Engineer's administration of the Contract, or by tests, inspections or approvals required or performed by persons other than the Contractor.
- 3.1.6. Quality Control (i.e. ensuring compliance with the Contract Documents) and Quality Assurance (i.e. confirming compliance with the Contract Documents) are the responsibility of the Contractor. Testing, observations, and/or inspections performed or provided by the Owner are solely for the Owner's own purposes and are for the benefit of the Owner. The Owner is not liable or responsible in any form or fashion to the Contractor regarding quality assurance or extent of such assurances. The Contractor shall not, under any circumstances, rely upon the Owner's testing or inspections as a substitute or in lieu of its own Quality Control or Assurance programs.
- 3.1.7. Buy-Safe Montana Provision: The Owner shall review the Buy-Safe Montana Form provided by the Bidder under Articles 16 of the Instructions to Bidders. To promote a safe work environment, the Owner encourages an incidence rate less than the latest average for non-residential building construction for Montana as established by the federal Bureau of Labor Statistics for the prior year; an experience modification rating (EMR) less than 1.0; and a loss ratio of less than 100%. The Contractor with a greater-than-average incidence rate, an EMR greater than 1.0, and a loss ratio of more than 100% shall schedule and obtain a Comprehensive Safety Consultation from the Montana Department of Labor & Industry, Employment Relations Division, Safety Bureau before the Owner grants Substantial Completion of the Work. For assistance in obtaining the Comprehensive Safety Consultation, visit <http://erd.dli.mt.gov/safety-health/onsite-consultation>.

### **3.2. REVIEW OF CONTRACT DOCUMENTS AND FIELD CONDITIONS BY CONTRACTOR**

- 3.2.1. Since the Contract Documents are complementary and inter-related, before starting each portion of the Work, the Contractor shall carefully study and compare the various Drawings and other Contract Documents relative to that portion of the Work, shall take field measurements of any existing conditions related to that portion of the Work and shall observe any conditions affecting the Work. These obligations are for the purpose of facilitating construction by the Contractor and are not for the purpose of discovering errors, omissions, or inconsistencies in the Contract Documents. However, any errors, inconsistencies or omissions discovered by the Contractor shall be reported promptly to the Architect/Engineer as a request for information in such form as the Architect/Engineer may require.
- 3.2.2. Any errors or omissions noted by the Contractor during this review shall be reported promptly to the Architect/Engineer, but it is recognized that the Contractor's review is made in the Contractor's capacity as a contractor and not as a licensed design professional unless otherwise specifically provided in the Contract Documents.
- 3.2.3. If the Contractor believes that additional cost or time is involved because of clarifications or instructions issued by the Architect/Engineer in response to the Contractor's notices or requests for information pursuant to Subparagraphs 3.2.1 and 3.2.2, the Contractor shall make Claims as provided in Subparagraphs 4.3.4 and 4.3.5. If the Contractor fails to perform the obligations of Subparagraphs 3.2.1 and 3.2.2, the Contractor shall pay such costs and damages to the Owner as would have been avoided if the Contractor had performed such obligations. The Contractor shall not be liable to the Owner or Architect/Engineer for damages resulting from errors, inconsistencies, or omissions in the Contract Documents or for differences between field measurements or conditions and the Contract Documents unless the Contractor recognized such error, inconsistency, omission or difference and failed to report it to the Architect/Engineer.

- 3.2.4. Except as otherwise expressly provided in this Contract, the Contractor assumes all risks, liabilities, costs, and consequences of performing any effort or work in accordance with any written or oral order (including but not limited to direction, instruction, interpretation, or determination) of a person not authorized in writing by the Owner to issue such an order.
- 3.2.5. By entering into this Contract, the Contractor acknowledges that it has informed itself fully regarding the requirements of the Drawings and Specifications, the General Conditions, the Supplementary General Conditions, all other documents comprising a part of the Contract Documents and all applicable laws, building codes, ordinances and regulations. Contractor hereby expressly acknowledges, guarantees, and warrants to the Owner that:
- 3.2.5.1. the Contract Documents are sufficient in detail and scope to enable Contractor to construct the finished project;
- 3.2.5.2. no additional or further work should be required by Owner at the time of Owner's acceptance of the Work; and,
- 3.2.5.3. when the Contractor's work is finished and the Owner accepts, the Work will be complete and fit for the purpose intended by the Contract Documents. This acknowledgment and guarantee does not imply that the Contractor is assuming responsibilities of the Architect/Engineer.
- 3.2.6. Sufficiency of Contract Documents: Prior to submission of its bid, and in all events prior to and upon signing the Contract, the Contractor certifies, warrants and guarantees that it has received, carefully reviewed, and evaluated all aspects of the Contract Documents and agrees that said Documents are adequate, consistent, coordinated, and sufficient for bidding and constructing the Work requested, intended, conceived, and contemplated therein.
- 3.2.6.1. The Contractor further acknowledges its continuing duty to review and evaluate the Contract Documents during the performance of its services and shall immediately notify the Architect/Engineer of any problems, conflicts, defects, deficiencies, inconsistencies, errors, or omissions it discovers in the Contract Documents and the Work to be constructed; and, any variances it discovers between the Contract Documents and applicable laws, statutes, building codes, rules or regulations.
- 3.2.6.2. If the Contractor performs any Work which it knows or should have known due to its experience, ability, qualifications, and expertise in the construction industry, that involves problems, conflicts, defects, deficiencies, inconsistencies, errors, or omissions in the Contract Documents and the Work to be constructed and, any variances between the Contract Documents and applicable laws, statutes, building codes, rules or regulations, without prior written notification to the Architect/Engineer and without prior authorization to proceed from the Architect/Engineer, the Contractor shall be responsible for and bear the costs and delays (including costs of any delay) of performing such Work and all corrective actions as directed by the Architect/Engineer.
- 3.2.6.3. Any and all claims resulting from the Contractor's failure, including those of any subcontractor or supplier, to carefully review, evaluate, and become familiar with all aspects of the Contract Documents shall be deemed void and waived by the Contractor.
- 3.2.7. Sufficiency of Site Conditions: Prior to submission of its bid, and in all events prior to and upon signing the Contract, the Contractor certifies, warrants and guarantees that it has visited, carefully reviewed, evaluated, and become familiar with all aspects of the site and local conditions at which the Project is to be constructed. The Contractor agrees that the Contract Documents are an adequate, consistent, coordinated, and sufficient representation of the site and local conditions for the Work.
- 3.2.7.1. The Contractor has reviewed and become familiar with all aspects with the Site Survey and Geotechnical Report for the Project and has a full understanding of the information provided therein.
- 3.2.7.2. If the Work involves modifications, renovations, or remodeling of an existing structure(s) or other man-made feature(s), the Contractor certifies, warrants and guarantees that it has

reviewed, evaluated, and become familiar with all available as-built and record drawings, plans and specifications, and has thoroughly inspected and become familiar with the structure(s) or man-made feature(s).

- 3.2.7.3. Any and all claims resulting from the Contractor's failure, including those of any subcontractor or supplier, to visit, carefully review, evaluate, and become familiar with all aspects of the site, available geotechnical information, and local conditions at which the Project is to be constructed shall be deemed void and waived by the Contractor.

### **3.3. SUPERVISION AND CONSTRUCTION PROCEDURES**

- 3.3.1. The Contractor shall supervise and direct the Work using the Contractor's best skill and attention recognizing that time and quality are of the essence of the Work. The Contractor shall be solely responsible for and have control over construction means, methods, techniques, sequences and procedures and for coordinating all portions of the Work under the Contract, unless the Contract Documents give other specific instructions concerning these matters. It is the responsibility of and incumbent upon the Contractor to ensure, confirm, coordinate, inspect and oversee all Work (which is inclusive of but not limited to all submittals, change orders, schedules, workmanship, and appropriate staffing with enough competent and qualified personnel) so that the Work is not impacted in terms of any delays, costs, damages, or additional time, or effort on the part Architect/Engineer or Owner. If the Contract Documents give specific instructions concerning construction means, methods, techniques, sequences or procedures, the Contractor shall evaluate the jobsite safety thereof and, except as stated below, shall be fully and solely responsible for the jobsite safety of such means, methods, techniques, sequences or procedures. If the Contractor determines that such means, methods, techniques, sequences or procedures may not be safe, the Contractor shall give timely written notice to the Owner and Architect/Engineer and shall not proceed with that portion of the Work without further written instructions from the Architect/Engineer. If the Contractor is then instructed to proceed with the required means, methods, techniques, sequences or procedures without acceptance of changes proposed by the Contractor, the Architect/Engineer or Owner as appropriate shall be solely responsible for any resulting loss or damage. The Contractor will be required to: review any specified construction or installation procedure; advise the Architect/Engineer if the specified procedure deviates from good construction practice; to advise the Architect/Engineer if following the procedure will affect any warranties, including the Contractor's general warranty, or of any objections the Contractor may have to the procedure and shall propose any alternative procedure which the Contractor will warrant and guarantee. The Contractor is required to: review any specified construction or installation procedure; advise the Architect/Engineer if the specified procedure deviates from good construction practice; to advise the Architect/Engineer if following the procedure will affect any warranties, including the Contractor's general warranty, or of any objections the Contractor may have to the procedure and to propose any alternative procedure which the Contractor will warrant.
- 3.3.2. The Contractor shall furnish management, supervision, coordination, labor and services that: (1) expeditiously, economically, and properly completes the Work; (2) comply with all requirements of the Contract Documents; and, (3) are performed in a quality workmanlike manner and in accordance with the standards currently practiced by persons and entities performing or providing comparable management, supervision, labor and services on projects of similar size, complexity, cost, and nature to this Project. However, the standards currently practiced within the construction industry shall not relieve the Contractor of the responsibility to perform the Work to the level of quality, detail, and excellence defined and intended by the Contract Documents as interpreted by the Architect/Engineer.
- 3.3.3. All services and labor rendered by the Contractor, including any subcontractors or suppliers, shall be performed under the immediate supervision at the site of persons possessing expertise and the requisite knowledge in the discipline or trade of service being rendered. The Contractor shall maintain such supervision and personnel at all times that the Contractor's personnel, subcontractors, and/or suppliers are at the site. The Contractor shall never be absent from the site during performance of any portion of the Work by any entity under the supervision and direction of the Contractor. Full time attendance by the Contractor from Notice to Proceed through Final Acceptance is an explicit requirement of this Contract.



- 3.3.4. The Contractor shall be responsible to the Owner for acts, damages, errors, and omissions of the Contractor's employees, subcontractors and their agents and employees, and other persons or entities performing portions of the Work for or on behalf of the Contractor or any of its Subcontractors.
- 3.3.5. The Contractor shall be responsible for inspection of portions of Work already performed to determine that such portions are in proper condition to receive subsequent Work.

### **3.4. LABOR, WAGES, AND MATERIALS**

- 3.4.1. Unless otherwise provided in the Contract Documents, the Contractor shall provide and pay for labor, materials, permits, licenses, goods, products, equipment, tools, construction equipment and machinery, water, heat, all utilities, transportation, and other facilities and services necessary for proper execution and completion of the Work in accordance with the Contract Documents, whether temporary or permanent and whether or not incorporated or to be incorporated in the Work.
- 3.4.2. The Contractor may make substitutions only with the consent of the Owner, after evaluation by the Architect/Engineer and in accordance with a Change Order. This opportunity to request substitutions does not negate or waive any requirement for the Contractor to follow a pre-bidding "prior approval" requirement nor obligate the Owner to approve any substitution request.
- 3.4.3. The Contractor shall enforce strict discipline, appropriate behavior, and good order among the Contractor's employees, subcontractors at every tier and level, and other persons carrying out the Contract. The Contractor shall not permit employment of unfit persons or persons not skilled in tasks assigned to them.
- 3.4.4. Prevailing Wages and Montana Residents.
  - 3.4.4.1. The Contractor and all subcontractors at any level or tier of the Work shall give preference to the employment of bona fide Montana residents in the performance of the Work and shall pay the standard prevailing rate of wages, including fringe benefits for health and welfare and pension contributions and travel allowance provisions in effect and applicable to the county or locality in which the work is being performed. (18-2-403, MCA)
  - 3.4.4.2. At least 50% of the workers, as defined by the Department of Labor & Industry (DOLI), must be bona fide Montana residents. (18-2-401, 18-2-402, MCA)
  - 3.4.4.3. Indian Employment Preference within the Boundaries of an Indian Reservation. All contractors that are awarded a state agency construction contract within the exterior boundaries of an Indian Reservation shall extend a hiring preference to qualified Indians as provided herein:
    - 3.4.4.3.1. "State agency" means a department, office, board, bureau, commission, agency, or other instrumentality of the executive or judicial branches of the government of this State. "Indian" means a person who is enrolled or who is a lineal descendent of a person enrolled in an enrollment listing of the Bureau of Indian Affairs or in the enrollment listing of a recognized Indian tribe domiciled in the United States.
    - 3.4.4.3.2. Qualified Indians – Employment Criteria: An Indian shall be qualified for employment in a permanent, temporary, or seasonal position if he or she has substantially equal qualifications for any position and resides on the reservation where the construction contract is to be performed.
    - 3.4.4.3.3. Non-Applicability: The Indian Employment Preference Policy does not apply to a project partially funded with federal-aid money from the United States Department of Transportation or when residency preference laws are specifically prohibited by federal law. It does not apply to independent contractors and their employees, student interns, elected officials, or appointed positions.
  - 3.4.4.4. The Commissioner of The Montana Department of Labor and Industry (DOLI) has established the standard prevailing rate of wages in accordance with 18-2-401 and 18-2-402, MCA. A copy of the Rates entitled "State of Montana, Prevailing Wage Rates" are bound herein. The Commissioner of the Montana DOLI has established the resident requirements in accordance with 18-2-409, MCA. The Contractor and all subcontractors at any level or tier of the Work

shall direct any and all questions concerning prevailing wage and Montana resident issues for all aspects of the Work to DOLI.

- 3.4.4.5. The Contractor and all subcontractors at any tier or level of the Work, and as determined by the Montana DOLI, shall classify all workers in the project in accordance with the State of Montana, Prevailing Wage Rates. In the event the Contractor is unable to classify a worker in accordance with these rates he shall contact DOLI for a determination of the classification and the prevailing wage rate to be paid.
- 3.4.4.6. The Contractor and all subcontractors at any tier or level of the Work shall be responsible for obtaining wage rates for all workers prior to their performing any work on the project. The Contractor is required to pay and insure that its subcontractors at any tier or level and others also pay the prevailing wage determined by the DOLI, insofar as required by Title 18 of the MCA and the pertinent rules and standards of DOLI.
- 3.4.4.7. It is not the responsibility of the Owner to determine who classifies as a subcontractor, sub-subcontractor, material man, supplier, or any other person involved in any aspect of the Work at any tier or level. All such determinations shall be the sole responsibility of the Contractor, subcontractors, sub-subcontractors, material men, suppliers and others involved in the project at any tier or level. The Contractor, subcontractors, sub-subcontractors, material men, suppliers and others involved in the project shall indemnify and hold harmless the Owner from all claims, attorneys' fees, damages and/or awards involving prevailing wage or Montana resident issues. Any changes to wages or penalties for failure to pay the correct wages will be the sole responsibility of the Contractor and/or his subcontractors and no further charges or claims shall be made to the Owner. If the parties mutually agree or an arbitrator or court determines that any change in wages is due and any part is attributable to the Owner, the Owner's sole liability shall be for the amount of wages ordered only and not for other expenses, charges, penalties, overhead, profit or other mark-ups.
- 3.4.4.8. In accordance with 18-2-422(1) MCA, each job classification's standard prevailing wage rate, including fringe benefits, that the contractors and employers shall pay during construction of the project is included herein by both reference to DOLI's "Building" or "Heavy/Highway" schedules and as part of these Contract Documents.
- 3.4.4.9. The Contractor and every employer, including all subcontractors at any tier or level, is required by 18-2-422(2) MCA to maintain payroll records in a manner readily capable of being certified for submission under 18-2-423 MCA, for a period of not less than 3 years after the contractor's, subcontractor's, or employer's completion of work on the project or the Final Acceptance by the Owner, whichever is later.
- 3.4.4.10. Each contractor is required by 18-2-422(3) MCA to post in a visible and accessible location a statement of all wages and fringe benefits in compliance with 18-2-423.

### **3.5. WARRANTY AND GUARANTEE**

- 3.5.1. The Contractor warrants to the Owner and Architect/Engineer that materials and equipment furnished under the Contract will be new and of good quality unless otherwise required or permitted by the Contract Documents, that the Work will be free from defects not inherent in the quality required or permitted, and that the Work will conform to the requirements of the Contract Documents. Work not conforming to these requirements, including substitutions not properly approved and authorized, may be considered defective and rejected. The Contractor's warranty excludes remedy for damage or defect caused by abuse, modifications not executed by the Contractor, improper or insufficient maintenance, improper operation, or normal wear and tear and normal usage. If required by the Architect/Engineer, the Contractor shall furnish satisfactory evidence as to the kind and quality of materials and equipment.
- 3.5.2. The Contractor shall and does hereby warrant and guarantee all work, workmanship, and materials for the full warranty period as specified in the Contract Documents. The warranty period shall be defined as commencing with Substantial Completion (or with each Substantial Completion if there is more than one) of the Project, or any portion thereof, and continuing for one (1) calendar year from the date of Final Acceptance of the entire project by the Owner. The date of Final Acceptance shall be the date of the

Architect/Engineer's signature on the final request for payment unless otherwise agreed upon in writing for the entire project or any portion thereof, by the Owner, Architect/Engineer and Contractor.

3.5.3. In addition to the one (1) calendar year warranty and guarantee specified in this herein above, the Contractor warrants and guarantees all materials and workmanship for the roofing system for a period of two (2) calendar years from the date of Final Acceptance. This warranty shall cover all labor and materials for roof and roofing finish systems (e.g. flashing, terminations, parapet caps, etc.) repairs from moisture penetration and/or defects in workmanship.

3.5.4. Manufacturer and product warranties and guarantees, as provided by the manufacturer or as specified in the Contract Documents, are in addition to the Contractor's warranty.

### **3.6. TAXES**

3.6.1. The Contractor is responsible for and shall pay all sales, consumer, use, and similar taxes for the Work provided by the Contractor which are legally enacted when bids are received or negotiations concluded, whether or not yet effective or merely scheduled to go into effect.

3.6.2. In compliance with 15-50-206 MCA, the Contractor will have 1% of his gross receipts withheld by the Owner from all payments due and sent to the Montana Department of Revenue. Each subcontractor who performs work greater than \$5,000 shall have 1% of its gross receipts withheld by the Contractor and sent to the Montana Department of Revenue. The Contractor shall notify the Department of Revenue on the Department's prescribed form.

### **3.7. PERMITS, FEES, AND NOTICES**

3.7.1. Unless otherwise provided in the Contract Documents, the Contractor shall secure and pay for the building permit and other permits and governmental fees, licenses and inspections necessary for proper execution and completion of the Work which are customarily secured after execution of the Contract, including but not limited to, the building permit fee, electrical, plumbing, sewer connection fee and mechanical permit fee, and any required impact fees and which are legally required when bids are received or negotiations concluded.

3.7.2. The Contractor shall comply with and give notices required by laws, ordinances, rules, regulations and lawful orders of public authorities applicable to performance of the Work.

3.7.3. If the Contractor performs Work knowing it to be contrary to laws, statutes, ordinances, building codes, and rules and regulations, and does so without providing notice to the Architect/Engineer and Owner, the Contractor shall assume responsibility for such Work and shall bear the costs attributable to correction. The Contractor shall be solely responsible to insure that all work it performs is in full compliance with all prevailing and applicable codes and regulations.

3.7.4. Incident Reporting: The Contractor shall immediately notify the Owner and Architect/Engineer, both orally and in writing, of the nature and details of all incidents which may adversely affect the quality or progress of the Work, including, but not limited to, union disputes, accidents, delays, damages to Work, and other significant occurrences. Such notices are in addition to any other notices required regarding claims.

### **3.8. ALLOWANCES**

3.8.1. The Contractor shall include in the Contract Sum all allowances stated in the Contract Documents. Items covered by allowances shall be supplied for such amounts and by such persons or entities as the Owner may direct.

3.8.2. Unless otherwise provided in the Contract Documents:

3.8.2.1. allowances shall cover the cost to the Contractor of materials and equipment delivered at the site and all required taxes, less applicable trade discounts;

3.8.2.2. Contractor's costs for unloading and handling at the site, labor, installation costs, overhead, profit and other expenses contemplated for stated allowance amounts shall be included by the Contractor in the Contract Sum but not in the allowances;

3.8.2.3. whenever costs are more than or less than stated allowances, the Contract Sum shall be adjusted accordingly by Change Order. The amount of the Change Order shall reflect: (1) the difference between actual costs and the allowances under Clause 3.8.2.1; and, (2) changes in Contractor's costs under Clause 3.8.2.2.

3.8.3. Materials and equipment under an allowance shall be selected by the Owner.

### **3.9. CONTRACTOR'S PERSONNEL**

3.9.1. The Contractor shall employ competent personnel, supervisors, project managers, project engineers, project superintendent, and all others who shall be assigned to the Work throughout its duration. Contractor's personnel extend to those employed by the Contractor whether at the site or not. The Owner shall have right to review and approve or reject all replacement of Contractor's personnel. All personnel assigned by the Contractor to the Work shall possess the requisite experience, skills, abilities, knowledge, and integrity to perform the Work.

3.9.2. The superintendent and others as assigned shall be in attendance at the Project site during the performance of any and all Work. The superintendent shall represent the Contractor. All communications given to the Contractor's personnel such as the project manager or the superintendent, whether verbal, electronic or written, shall be as binding as if given to the Contractor.

3.9.3. It is the Contractor's responsibility to appropriately staff, manage, supervise and direct the Work which is inclusive of the performance, acts, and actions of his personnel and subcontractors. As such, the Contractor further agrees to indemnify and hold harmless the Owner and the Architect/Engineer, and to protect and defend both from and against all claims, attorneys' fees, demands, causes of action of any kind or character, including the cost of defense thereof, arising in favor of or against the Owner, Architect/Engineer, Contractor, their agents, employees, or any third parties on account of the performance, behavior, acts or actions of the Contractor's personnel or subcontractors.

3.9.4. Prior to the commencement of any work, the Contractor shall prepare and submit a personnel listing and organizational chart in a format acceptable to the Owner which lists by name, phone number (including cell phone), job category, and responsibility the Contractor's key/primary personnel who will work on the Project. The Contractor shall promptly inform the Owner in writing of any proposed replacements, the reasons therefore, and the name and qualifications of any proposed replacements. The Owner shall have the right to reject any proposed replacements without cost or claim being made by the Contractor. The chart shall be provided to the Owner at the time of the pre-construction conference.

3.9.5. The Contractor shall immediately remove for the duration of the Project, any person making an inappropriate racial, sexual, or ethnic comment, statement, joke, or gesture toward any other individual.

3.9.6. The Contractor shall immediately remove for the duration of the Project, any person who is incompetent, careless, disruptive, or not working in harmony with others.

### **3.10. CONSTRUCTION SCHEDULES**

3.10.1. The Contractor shall, promptly after being awarded the Contract, prepare and submit for the Owner's and Architect/Engineer's information a Contractor's construction schedule for the Work. The schedule shall not exceed time limits current under the Contract Documents, shall be revised at appropriate intervals as required by the conditions of the Work and per the requirements of the Contract Documents, shall be related to the entire Project to the extent required by the Contract Documents, and shall provide for expeditious and practicable execution of the Work. The Contractor's schedule shall be in the "Critical Path Method" and shall show the Critical Path of the Work in sufficient detail to evaluate the Contractor's progress. A request for time extension by the Contractor will not be allowed unless a change in the Work is approved by the Owner and materially affects the Critical Path. It is the Contractor's responsibility to demonstrate that any time extensions requests materially affect the Critical Path.

- 3.10.2. The Contractor shall prepare and keep current, for the Architect/Engineer's approval, a schedule of submittals which is coordinated with the Contractor's Construction Schedule and allows the Architect/Engineer reasonable time to review submittals.
- 3.10.3. The Contractor shall perform the Work in accordance with the most recent schedule submitted to the Owner and Architect/Engineer.
- 3.10.4. The Contractor's operations (including but not limited to the Contractor's forces employed, sequences of operations, and methods of operation) at all times during the performance of the contract shall be: (a) subject to the review of the Owner or the Architect/Engineer; and, (b) sufficient to insure the completion of the Work within the specified performance period.
- 3.10.5. The Critical Path Method Construction Schedule prepared by the Contractor must be in a form that is acceptable to both the Architect/Engineer and the Owner.
  - 3.10.5.1. The Schedule shall show the estimated progress of the entire Project through the individual time periods allowed for completion of each discipline, trade, phase, section, and aspect of the Work. The Contractor shall provide written reports of all logic and resource loading data with the Schedule and with all updates to the Schedule.
  - 3.10.5.2. The Schedule shall show percent complete, progress to date, project work, and projected time to complete the work for all activities. The percent complete and minor schedule changes, including additions of activities, change orders, construction change directives, changes to sequences of activities and significant changes in activity demands must be shown by a revised Schedule. A written report providing details about the changes and what actions are anticipated to get the work completed in the contractual time period shall be submitted with the revised schedule.
  - 3.10.5.3. The Construction Schedule shall include coordinate dates for performance of all divisions of the Work, including shipping and delivery, off-site requirements and tasks, so the Work can be completed in a timely and orderly fashion consistent with the required dates of Substantial Completion and Final Acceptance.
  - 3.10.5.4. The Construction Schedule shall include: (i) the required commencement date, the required dates of Substantial Completion(s) and Final Acceptance for the complete Project and all phases (if any); (ii) any guideline and milestone dates required by the Owner or the Contract Documents; (iii) subcontractor and supplier schedules; (iv) a submittal schedule which allows sufficient time for review and action by the Architect/Engineer; (v) the complete sequence of all construction activities with start and completion dates; and, (vi) required decision dates.
  - 3.10.5.5. By receiving, reviewing, and/or commenting on the Construction Schedule or any portion thereof (including logic and resource loading), neither the Owner or Architect/Engineer assume any of the Contractor's responsibility or liability that the Schedule be coordinated or complete, or for timely and orderly completion of the Work.
  - 3.10.5.6. Receiving, reviewing, and/or commenting on the Schedule, any portion thereof, or any revision thereof, does not constitute an approval, acknowledgement, or acceptance of any duration, dates, milestones, or performance indicated therein.
  - 3.10.5.7. A printout of the Schedule's logic showing all activities and all resource loading is required with the Schedule and with all updates to the Schedule.
- 3.10.6. The Contractor shall review and compare, at a minimum on a weekly basis, the actual status of the Work against its Construction Schedule.
- 3.10.7. The Contractor shall routinely, frequently, and periodically (but not less than monthly) update and/or revise its Construction Schedule to show actual progress of the Work through the date of the update or revision, projected level of completion of each remaining activity, activities modified since the previous update or revision, and major changes in scope or logic. The updated/revised Schedule shall be accompanied by a narrative report which: (1) states and explains any modifications of the critical path, if

any, including any changes in logic; (2) defines problem areas and lists areas of anticipated delays; (3) explains the anticipated impact the change in the critical path or problems and delays will have on the entire Schedule and the completion of the Work; (4) provides corrective action taken or proposed; and, (5) states how problems or delays will be resolved in order to deliver the Work by the required phasing milestones (if any), Substantial Completion(s), and Final Acceptance dates.

- 3.10.8. Delay in Performance: If at any time the Contractor anticipates that performance of the Work will be delayed or has been delayed, the Contractor shall: (1) immediately notify the Architect/Engineer by separate and distinct correspondence of the probable cause and effect of the delay, and possible alternatives to minimize the delay; and, (2) take all corrective action reasonably necessary to deliver the Work by the required dates. Nothing in this paragraph or the Contract Documents shall be construed by the Contractor as a granting by the Architect/Engineer or Owner of constructive acceleration. The results of failure to anticipate delays, or to timely notify the Owner and Architect/Engineer of an anticipated or real delay, are entirely the responsibility of the Contractor whether compensable or not.
- 3.10.9. Early Completion: The Contractor may attempt to achieve Substantial Completion(s) on or before the date(s) required in the Contract. However, such early completion shall be for the Contractor's sole convenience and shall not create any real or implied additional rights to Contractor or impose any additional obligations on the Owner or Architect/Engineer. The Owner will not be liable for nor pay any additional compensation of any kind to the Contractor for achieving Substantial Completion(s) or Final Acceptance prior to the required dates as set forth in the Contract. The Owner will not be liable for nor pay any additional compensation of any kind should there be any cause whatsoever that the Contractor is not able to achieve Substantial Completion(s) earlier than the contractually required dates of Substantial Completion(s) or Final Acceptance.
- 3.10.10. Float in Schedule. Any and all float time in the Contractor's schedule, regardless of the path or activity, shall accrue to the benefit of the Owner and the Work, and not to the Contractor. Float also includes any difference shown between any early completion dates shown on the Contractor's Schedule for any phasing milestone(s), Substantial Completion(s) or Final Acceptance and the dates or durations as required by the Contract Documents.
- 3.10.11. Modification of Required Substantial Completion(s) or Final Acceptance Dates: Modification of the required dates shall be accomplished only by duly authorized, accepted, and approved change orders stating the new date(s) with specificity on the change order form. All rights, duties, and obligations, including but not limited to the Contractor's liability for actual, delay, and/or liquidated damages, shall be determined in relation to the date(s) as modified.

### **3.11. DOCUMENTATION AND AS-BUILT CONDITIONS AT THE SITE**

- 3.11.1. The Contractor shall maintain at the site for the Owner one record copy of the Drawings, Specifications, Addenda, Change Orders and other Modifications, in good order and accurately marked to record current field changes and selections made during construction, and one record copy of approved Shop Drawings, Product Data, Samples and similar required submittals. These shall be available to the Architect/Engineer or Owner at any time and shall be delivered to the Architect/Engineer for submittal to the Owner upon completion of the Work.
- 3.11.2. The Owner shall not be required to process final payment until all documentation and data required by the Contract Documents is submitted to and approved by the Architect/Engineer including, but not limited to, the As-Built Drawings. The Owner will not process any final request for payment until the Architect/Engineer has received and verified that the Contractor has performed the requirements pertaining to the as-built drawings.
- 3.11.3. The as-built drawings shall be neatly and clearly marked during construction to record all deviations, variations, changes, and alterations as they occur during construction along with such supplementary notes and details necessary to clearly and accurately represent the as-built condition. The as-built drawings shall be available at all times to the Owner, Architect/Engineer and Architect/Engineer's consultants.

### **3.12. SHOP DRAWINGS, PRODUCT DATA AND SAMPLES**

3.12.1. Definitions:

3.12.1.1. Shop Drawings are drawings, diagrams, schedules and other data specially prepared for the Work by the Contractor or a Subcontractor, Sub-subcontractor, manufacturer, supplier or distributor to illustrate some portion of the Work.

3.12.1.2. Product Data are illustrations, standard schedules, performance charts, instructions, brochures, diagrams and other information furnished by the Contractor to illustrate materials or equipment for some portion of the Work.

3.12.1.3. Samples are physical examples which illustrate materials, equipment or workmanship and establish standards by which the Work will be judged.

3.12.2. Shop Drawings, Product Data, Samples and similar submittals are not Contract Documents. The purpose of their submittal is to demonstrate for those portions of the Work for which submittals are required by the Contract Documents the way by which the Contractor proposes to conform to the information given and the design concept expressed in the Contract Documents. Review by the Architect/Engineer is subject to the limitations of Subparagraph 4.2.7. Informational submittals upon which the Architect/Engineer is not expected to take responsive action may be so identified in the Contract Documents. Submittals which are not required by the Contract Documents may be returned by the Architect/Engineer without action.

3.12.3. The Contractor shall review, approve, and submit to the Architect/Engineer, Shop Drawings, Product Data, Samples and similar submittals required by the Contract Documents within sixty (60) calendar days of being issued the Notice To Proceed unless noted otherwise and shall do so in such sequence as to cause no delay in the Work or in the activities of the Owner or of separate contractors. Any and all items submitted by the Contractor which are not marked as reviewed for compliance with the Contract Documents and approved by the Contractor, or in the opinion of the Architect/Engineer, have not been reviewed for compliance by the Contractor even if marked as such, may be returned by the Architect/Engineer without action and shall not result in any accusation or claim for delay or cost by the Contractor. Any submittal that, in the opinion of the Architect/Engineer, is incomplete in any area or detail may be rejected and returned to the Contractor. It is the responsibility of and incumbent upon the Contractor to ensure and confirm that all submittals are complete, accurate, and in conformance to the Contract Documents prior to submission.

3.12.4. By approving and submitting Shop Drawings, Product Data, Samples and similar submittals, the Contractor represents and guarantees to the Architect/Engineer and Owner that the Contractor has determined and verified materials, field measurements and field construction criteria related thereto, or will do so, and has checked and coordinated the information contained within such submittals with the requirements of the Work and of the Contract Documents.

3.12.5. The Contractor shall perform no portion of the Work for which the Contract Documents require submittal and review of Shop Drawings, Product Data, Samples or similar submittals until the respective submittal has been approved by the Architect/Engineer. Should the Contractor, Subcontractors or Sub-subcontractors install, construct, erect or perform any portion of the Work without approval of any requisite submittal, the Contractor shall bear the costs, responsibility, and delay for removal, replacement, and/or correction of any and all items, material, and /or labor.

3.12.6. The Work shall be in accordance with approved submittals except that the Contractor shall not be relieved of responsibility for deviations from requirements of the Contract Documents by the Architect/Engineer's approval of Shop Drawings, Product Data, Samples or similar submittals unless the Contractor has specifically informed the Architect/Engineer in writing of such deviation at the time of submittal and: (1) the Architect/Engineer has given written approval to the specific deviation as a minor change in the Work; or, (2) a Change Order or Construction Change Directive has been issued authorizing the deviation. The Contractor shall not be relieved of responsibility for errors or omissions in Shop Drawings, Product Data, Samples or similar submittals by the Architect/Engineer's approval thereof.

3.12.7. The Contractor shall direct specific attention, in writing or on re-submitted Shop Drawings, Product Data, Samples or similar submittals, to revisions other than those requested by the Architect/Engineer on previous submittals. In the absence of such written notice the Architect/Engineer's approval of a re-submission shall not apply to such revisions.

- 3.12.8. The Contractor shall not be required to provide professional services which constitute the practice of architecture or engineering unless such services are specifically required by the Contract Documents for a portion of the Work or unless the Contractor needs to provide such services in order to carry out the Contractor's responsibilities for construction means, methods, techniques, sequences and procedures. The Contractor shall not be required to provide professional services in violation of applicable law. If professional design services or certifications by a design professional related to systems, materials or equipment are specifically required of the Contractor by the Contract Documents, the Owner and the Architect/Engineer will specify all performance and design criteria that such services must satisfy. The Contractor shall cause such services or certifications to be provided by a properly licensed design professional, whose signature and seal shall appear on all drawings, calculations, specifications, certifications, Shop Drawings and other submittals prepared by such professional. Shop Drawings and other submittals related to the Work designed or certified by such professional, if prepared by others, shall bear such professional's written approval when submitted to the Architect/Engineer. The Owner and the Architect/Engineer shall be entitled to rely upon the adequacy, accuracy and completeness of the services, certifications or approvals performed by such design professionals, provided the Owner and Architect/Engineer have specified to the Contractor all performance and design criteria that such services must satisfy. Pursuant to this subparagraph, the Architect/Engineer will review, approve or take other appropriate action on submittals only for the limited purpose of checking for conformance with information given and the design concept expressed in the Contract Documents. The Contractor shall not be responsible for the adequacy of the performance or design criteria required by the Contract Documents but shall be responsible and held liable for review and verification of all performance or design criteria as required by Paragraph 3.2.
- 3.12.9. Unless noted otherwise in the Contract Documents, the Contractor shall submit to the Architect/Engineer within sixty (60) days from the date of the Notice To Proceed a minimum of six (6) complete copies of all shop/setting drawings, schedules, cut sheets, products, product data, and samples required for the complete Work. Copies shall be reviewed, marked, stamped and approved on each and every copy by the Contractor prior to submission to the Architect/Engineer or they shall be returned without review or action. The Architect/Engineer shall review with reasonable promptness, making corrections, rejections, or other actions as appropriate. The Architect/Engineer's approval or actions on shop/setting drawings, schedules, cut sheets, products, product data, or samples shall not relieve the Contractor from responsibility for, nor deviating from, the requirements of the plans and specifications. Any deviations from the plans and specifications requested or made by the Contractor shall be brought promptly to the attention of the Architect/Engineer.
- 3.12.10. Cost for Re-Submissions: the Contractor is responsible for ensuring that all shop drawings, product data, samples, and submittals contain all information required by the Contract Documents to allow the Architect/Engineer to take action. The Contractor shall pay the Architect/Engineer's cost for any re-submission of any rejected item. Such costs shall be deducted from the contract sum by Change Order. The Contractor agrees that any action taken by the Architect/Engineer is solely in the Architect/Engineer's discretion and is non-negotiable for the purposes of the Architect/Engineer's cost recovery for multiple (i.e. more than one) review.

### **3.13. USE OF SITE**

- 3.13.1. The Contractor shall confine operations at the site to areas permitted by law, ordinances, permits and the Contract Documents and shall not unreasonably encumber the site with materials or equipment.
- 3.13.2. The Contractor shall not damage, endanger, compromise or destroy any part of the Project or the site, including but not limited to work performed by others, monuments, stakes, bench marks, survey points, utilities, existing features or structures. The Contractor shall be fully and exclusively responsible for and bare all costs and delays (including and costs of delay) for any damage, endangerment, compromise, or destruction of any part of the Project or site.

### **3.14. CUTTING AND PATCHING**

- 3.14.1. The Contractor shall be responsible for cutting, fitting or patching required to complete the Work or to make its parts fit together properly.



3.14.2. The Contractor shall not damage or endanger a portion of the Work or fully or partially completed construction of the Owner or separate contractors by cutting, patching or otherwise altering such construction, or by excavation. The Contractor shall not cut or otherwise alter such construction by the Owner or a separate contractor except with written consent of the Owner and of such separate contractor; such consent shall not be unreasonably withheld. The Contractor shall not unreasonably withhold from the Owner or a separate contractor the Contractor's consent to cutting or otherwise altering the Work.

### **3.15. CLEAN UP AND SITE CONTROL**

3.15.1. The Contractor shall keep the premises and surrounding area free from accumulation of waste materials or rubbish caused by operations under the Contract during performance of the Work and at the direction of the Owner or Architect/Engineer. At completion of the Work, the Contractor shall remove from and about the Project waste materials, rubbish, the Contractor's tools, construction equipment, machinery and surplus materials.

3.15.2. If the Contractor fails to clean up as provided in the Contract Documents, the Owner may do so and the cost thereof shall be charged to the Contractor.

### **3.16. ACCESS TO WORK**

3.16.1. The Contractor shall provide the Owner and Architect/Engineer access to the Work at all times wherever located.

### **3.17. ROYALTIES, PATENTS AND COPYRIGHTS**

3.17.1. The Contractor shall pay all royalties and license fees. The Contractor shall defend suits or claims for infringement of copyrights and patent rights and shall hold the Owner and Architect/Engineer harmless from loss on account thereof, but shall not be responsible for such defense or loss when a particular design, process or product of a particular manufacturer or manufacturers is required by the Contract Documents or where the copyright violations are contained in Drawings, Specifications or other documents prepared by the Owner or Architect/Engineer. However, if the Contractor has reason to believe that the required design, process or product is an infringement of a copyright or a patent, the Contractor shall be responsible for such loss unless such information is promptly furnished to the Architect/Engineer.

### **3.18. INDEMNIFICATION**

3.18.1. To the fullest extent permitted by law, the Contractor shall indemnify and hold harmless the Owner, Architect/Engineer, Architect/Engineer's consultants, and agents and employees of any of them from and against claims, damages, losses and expenses, including but not limited to attorneys' fees, arising out of or resulting from performance of the Work to the extent caused by the negligent acts or omissions of the Contractor, a Subcontractor, anyone directly or indirectly employed by them or anyone for whose acts they may be liable, regardless of whether or not such claim, damage, loss or expense is caused in part by a party indemnified hereunder. Such obligation shall not be construed to negate, abridge, or reduce other rights or obligations of indemnity which would otherwise exist as to a party or person described in this Paragraph. The Contractor agrees that it will defend, protect, indemnify and save harmless the State of Montana and the Owner against and from all claims, liabilities, demands, causes of action, judgments (including costs and reasonable attorneys' fees), and losses from any cause whatever (including patent, trademark and copyright infringement) except the Owner's sole or partial negligence. This includes any suits, claims, actions, losses, costs, damages of any kind, including the State and Owner's legal expenses, arising out of, in connection with, or incidental to the Contract, but does not include any such suits, claims, actions, losses, costs or damages which are the result of the negligent acts, actions, losses, costs, or damages which are acts, omissions or misconduct of the Owner if they do not arise out of, depend upon or relate to a negligent act, omission or misconduct of the Contractor in whole or in part.

3.18.2. In claims against any person or entity indemnified under this Paragraph 3.18 by an employee of the Contractor, a Subcontractor, anyone directly or indirectly employed by them or anyone for whose acts they may be liable, the indemnification obligation under Subparagraph 3.18.1 shall not be limited by a limitation on amount or type of damages, compensation or benefits payable by or for the Contractor or a Subcontractor under workers' compensation acts, disability benefit acts or other employee benefit acts.

#### **4. ARTICLE 4 – ADMINISTRATION OF THE CONSTRUCTION CONTRACT**

##### **4.1. THE ARCHITECT/ENGINEER**

- 4.1.1. The Architect/Engineer is the person lawfully licensed to practice or an entity lawfully practicing identified as such in the Agreement with the Owner and is referred to throughout the Contract Documents as if singular in number. The term “Architect/Engineer” means the Architect/Engineer’s duly authorized representative.
- 4.1.2. Duties, responsibilities and limitations of authority of the Architect/Engineer as set forth in the Contract Documents shall not be restricted, modified or extended without written consent of the Owner.
- 4.1.3. If the employment of the Architect/Engineer is terminated, the Owner shall employ a new Architect/Engineer at the sole choice and discretion of the Owner, whose status under the Contract Documents shall be that of the former Architect/Engineer.

##### **4.2. ARCHITECT/ENGINEER’S ADMINISTRATION OF THE CONSTRUCTION CONTRACT**

- 4.2.1. The Architect/Engineer will provide administration of the Contract as described in the Contract Documents, and will be an Owner’s representative throughout the complete duration of the Project, including the warranty period. The Architect/Engineer will have authority to act on behalf of the Owner only to the extent provided in the Contract Documents, unless otherwise modified in writing in accordance with the Architect/Engineer Contract.
- 4.2.2. The Architect/Engineer, as a representative of the Owner, will visit the site at intervals appropriate to the stage of the Contractor’s operations to: (1) become generally familiar with and to keep the Owner informed about the progress and quality of the portion of the Work completed; (2) endeavor to guard the Owner against defects and deficiencies in the Work; and, (3) to determine in general if the Work is being performed in a manner indicating that the Work, when fully completed, will be in accordance with the Contract Documents. However, the Owner and Architect/Engineer will not be required to make exhaustive or continuous on-site inspections to check the quality or quantity of the Contractor’s Work. The Owner and Architect/Engineer will neither have control over or charge of, nor be responsible for, the construction means, methods, techniques, sequences or procedures, for the safety of any person involved in the work, or for the safety precautions and programs in connection with the Work, since these are solely the Contractor’s rights and responsibilities under the Contract Documents.
- 4.2.3. The Architect/Engineer will not be responsible for the Contractor’s failure to perform the Work in accordance with the requirements of the Contract Documents. The Architect/Engineer will not have control over or charge of and will not be responsible for acts or omissions of the Contractor, Subcontractors, or their agents or employees, or any other persons or entities performing portions of the Work.
- 4.2.4. Communications Facilitating Contract Administration. Except as otherwise provided in the Contract Documents or when direct communications have been specially authorized, the Owner and Contractor shall endeavor to communicate with each other through the Architect/Engineer about matters arising out of or relating to the Contract. Communications by and with the Architect/Engineer’s consultants shall be through the Architect/Engineer. Communications by and with Subcontractors and material suppliers shall be through the Contractor to the Architect/Engineer. Communications by and with separate contractors shall be through the Owner to the Architect/Engineer.
- 4.2.5. Based on the Architect/Engineer’s evaluations of the Contractor’s Applications for Payment, the Architect/Engineer will review and certify the amounts due the Contractor and will issue Certificates for Payment in such amounts. The Contractor is fully aware that the Owner (i.e. the State of Montana) has established a billing cycle for processing payments in Article 9 of these General Conditions. The Contractor and all Subcontractors are subject to all provisions of Title 28, Chapter 2, Part 21 MCA regarding all aspects of the Work.
- 4.2.6. The Architect/Engineer will have authority to reject Work that does not conform to the Contract Documents. Whenever the Architect/Engineer considers it necessary or advisable, the Architect/Engineer

will have authority to require inspection or testing of the Work in accordance with the General Conditions and any applicable technical specification requirements, whether or not such Work is fabricated, installed or completed. However, neither this authority of the Architect/Engineer nor a decision made in good faith either to exercise or not to exercise such authority shall give rise to a duty or responsibility of the Architect/Engineer to the Contractor, Subcontractors, material and equipment suppliers, their agents or employees, or other persons or entities performing portions of the Work.

- 4.2.7. The Architect/Engineer will review and approve or take other appropriate action upon the Contractor's submittals such as Shop Drawings, Product Data and Samples, but only for the limited purpose of checking for conformance with information given and the design concept expressed in the Contract Documents. The Architect/Engineer's action will be taken with such reasonable promptness as to cause no delay in the Work or in the activities of the Owner, Contractor or separate contractors, while allowing sufficient time in the Architect/Engineer's professional judgment to permit adequate review. Review of such submittals is not conducted for the purpose of determining the accuracy and completeness of other details such as dimensions and quantities, or for substantiating instructions for installation or performance of equipment or systems, all of which remain the responsibility of the Contractor as required by the Contract Documents. The Architect/Engineer's review of the Contractor's submittals shall not relieve the Contractor of the obligations under Paragraphs 3.3, 3.5 and 3.12. The Architect/Engineer's review shall not constitute approval of safety precautions or, unless otherwise specifically stated by the Architect/Engineer, of any construction means, methods, techniques, sequences or procedures. The Architect/Engineer's approval of a specific item shall not indicate approval of an assembly of which the item is a component.
- 4.2.8. The Architect/Engineer will prepare Change Orders and Construction Change Directives, and may authorize minor changes in the Work as provided in Paragraph 7.4.
- 4.2.9. The Architect/Engineer will conduct inspections to determine the date or dates of Substantial Completion(s) and the date of Final Acceptance, will receive and forward to the Owner, for the Owner's review and records, written warranties and related documents required by the Contract and assembled by the Contractor, and will issue a final Certificate for Payment upon compliance with the requirements of the Contract Documents.
- 4.2.10. If the Owner and Architect/Engineer agree, the Architect/Engineer will provide one or more project representatives to assist in carrying out the Architect/Engineer's responsibilities. The duties, responsibilities and limitations of authority of such project representatives shall be as set forth in the Owner's Agreement with the Architect/Engineer.
- 4.2.11. The Architect/Engineer will interpret and decide matters concerning performance under and requirements of the Contract Documents on written request of either the Owner or Contractor. The Architect/Engineer's response to such requests will be made in writing within any time limits agreed upon or otherwise with reasonable promptness. If no agreement is made concerning the time within which interpretations required of the Architect/Engineer shall be furnished in compliance with this Paragraph 4.2, then delay shall not be recognized on account of failure by the Architect/Engineer to furnish such interpretations until 15 days after written request is made for them.
- 4.2.12. Interpretations and decisions of the Architect/Engineer will be consistent with the intent of and reasonably inferable from the Contract Documents and will be in writing or in the form of drawings. When making such interpretations and initial decisions, the Architect/Engineer will endeavor to secure faithful performance by both Owner and Contractor, will not show partiality to either and will render such interpretations and decisions in good faith.
- 4.2.13. The Architect/Engineer's decisions on matters relating to aesthetic effect will be final if consistent with the intent expressed in the Contract Documents.
- 4.2.14. The Architect/Engineer's or Owner's observations or inspections do not alleviate any responsibility on the part of the Contractor. The Architect/Engineer and the Owner reserves the right to observe and inspect the work and make comment. Action or lack of action following observation or inspection is not to be construed as approval of Contractor's performance.

### **4.3. CLAIMS AND DISPUTES**

- 4.3.1. Definition. A Claim is a demand or assertion by one of the parties seeking, as a matter of right, adjustment or interpretation of Contract terms, payment of money, extensions of time or other relief with respect to the terms of the Contract. The term "Claim" also includes other disputes, controversies, and matters in question between the Owner and Contractor arising out of or relating to the Contract. Claims must be initiated by written notice. The responsibility to substantiate Claims shall rest solely with the party making the Claim.
- 4.3.1.1. Time Limits on Claims. Claims by either party must be initiated within 21 calendar days after occurrence of the event giving rise to such claim. The following shall apply to the initiation of a claim:
- 4.3.1.1.1. A written notice of a claim must be provided to the Architect/Engineer and the other party within 21 calendar days after the occurrence of the event or the claim is waived by the claiming party and void in its entirety.
- 4.3.1.1.2. Claims must be initiated by separate, clear, and distinct written notice within the 21 calendar day time frame to the Architect/Engineer and the other party and must contain the notarized statement in Sub-Paragraph 4.3.1.5 when the claim is made by the Contractor. Discussions in any form with the Architect/Engineer or Owner, whether at the site or not, do not constitute initiation of a claim. Notes in project meeting minutes, email correspondence, change order proposals, or any other form of documentation does not constitute initiation of a claim. The written notice must be a separate and distinct correspondence provided in hardcopy to both the Architect/Engineer and Owner and must delineate the specific event and outline the causes and reasons for the claim whether or not cost or time have been fully determined. Written remarks or notes of a generic nature are invalid in their entirety. Comments made at progress meetings, project site visits, inspections, emails, voice mails, and other such communications do not meet the requirement of providing notice of claim.
- 4.3.1.1.3. Physical Injury or Physical Damage. Should the Owner or Contractor suffer physical injury or physical damage to person or property because of any error, omission, or act of the other party or others for whose acts the other party is legally and contractually liable, claim will be made in writing to the other party within a reasonable time of the first observance of such physical injury or physical damage but in no case beyond 30 calendar days of the first observance. The notice shall provide sufficient detail to enable the other party to investigate the matter. The provisions of this paragraph shall not be construed as a substitute for or a waiver of the provisions of any applicable statute of limitations or repose. In all such cases, the indemnification provisions of the Contract shall be effectual and the Contractor's insurance shall be primary and in full effect.
- 4.3.1.2. All Claims must contain sufficient justification and substantiation with the written notice or they may be rejected without consideration by the Architect/Engineer or other party with no additional impact or consequence to the Contract Sum, Contract Time, or matter(s) in question in the Claim.
- 4.3.1.3. If additional compensation is claimed, the exact amount claimed and a breakdown of that amount into the following categories shall be provided with each and every claim:
- 4.3.1.3.1. Direct costs (as listed in Subparagraph 7.3.9.1 through 7.3.9.5);
- 4.3.1.3.2. Indirect costs (as defined in Paragraph 7.2.5); and,
- 4.3.1.3.3. Consequential items (i.e. time extensions, credits, logic, reasonableness, impacts, disruptions, dilution) for the change.
- 4.3.1.4. If additional time is claimed the following shall be provided with each and every claim:
- 4.3.1.4.1. The specific number of days and specific dates for which the additional time is sought;
- 4.3.1.4.2. The specific reasons, causes, and/or effects whereby the Contractor believes that additional time should be granted; and,

4.3.1.4.3. The Contractor shall provide analyses, documentation, and justification of its claim for additional time in accordance with the latest Critical Path Method schedule in use at the time of event giving rise to the claim.

4.3.1.5. With each and every claim, the Contractor shall submit to the Architect/Engineer and Owner a notarized statement containing the following language:

"Under penalty of law (including perjury and/or false/fraudulent claims against the State), the undersigned,

\_\_\_\_\_  
(Name) (Title)

Of \_\_\_\_\_  
(Company) (Date)

hereby certifies, warrants, and guarantees that this claim made for Work on this Contract is a true statement of the costs, adjustments and/or time sought and is fully documented and supported under the contract between the parties.

\_\_\_\_\_  
(Signature) (Date)"

4.3.2. Continuing Contract Performance.

4.3.2.1. Pending final resolution of a Claim except as otherwise agreed in writing or as provided in Subparagraph 9.7.1 and Article 14, the Contractor shall proceed diligently with performance of the Contract and the Owner shall continue to make payments in accordance with the Contract Documents on the portion of the Work not involved in a Claim.

4.3.3. Claims for Cost or Time for Concealed or Unknown Conditions.

4.3.3.1. If conditions are encountered at the site which are: (1) subsurface or otherwise concealed physical conditions which differ materially from those indicated in the Contract Documents; or, (2) unknown physical conditions of an unusual nature, which differ materially from those ordinarily found to exist and generally recognized as inherent in construction activities of the character provided for in the Contract Documents, then notice by the observing party shall be given to the other party promptly before conditions are disturbed.

4.3.3.2. The Architect/Engineer will promptly investigate such conditions and, if they differ materially and cause an increase or decrease in the Contractor's cost of, or time required for, performance of any part of the Work, will recommend an equitable adjustment in the Contract Sum or Contract Time, or both. If the Architect/Engineer determines that the conditions at the site are not materially different from those indicated in the Contract Documents and that no change in the terms of the Contract is justified, the Architect/Engineer shall so notify the Owner and Contractor in writing, stating the reasons. Claims by either party in opposition to such determination must be made within 21 days after the date of the Architect/Engineer's decision.

4.3.3.3. If the conditions encountered are materially different, the Contract Sum and Contract Time shall be equitably adjusted, but if the Owner and Contractor cannot agree on an adjustment in the Contract Sum or Contract Time, the adjustment shall be referred to the Architect/Engineer for initial determination, subject to further proceedings pursuant to Paragraph 4.4.

4.3.3.4. Nothing in this paragraph shall relieve the Contractor of its obligation to adequately and sufficiently investigate, research, and examine the site, the site survey, topographical information, and the geotechnical information available whether included by reference or fully incorporated in the Contract Documents.

4.3.4. Claims for Additional Cost.

- 4.3.4.1. If the Contractor wishes to make Claim for an increase in the Contract Sum, written notice as provided herein shall be given before proceeding to execute the Work. Prior notice is not required for Claims relating to an emergency endangering life or property arising under Paragraph 10.6.
- 4.3.4.2. If the Contractor believes additional cost is involved for reasons including but not limited to: (1) a written interpretation from the Architect/Engineer; (2) an order by the Owner to stop the Work solely for the Owner's convenience or where the Contractor was not at least partially at fault; (3) a written order for a minor change in the Work issued by the Architect/Engineer; (4) failure of payment by the Owner per the terms of the Contract; (5) termination of the Contract by the Owner; or, (6) other reasonable grounds, Claim must be filed in accordance with this Paragraph 4.3.

#### 4.3.5. Claims for Additional Time

- 4.3.5.1. If the Contractor wishes to make Claim for an increase in the Contract Time, written notice as specified in these General Conditions shall be provided along with the notarized certification. The Contractor's Claim shall include an estimate of cost and of probable effect of delay on progress of the Work. In the case of a continuing delay for the same event or cause only one Claim is necessary. However, separate and distinct written notice is required for each separate event.

#### 4.3.5.2. Weather Delays:

- 4.3.5.2.1. If adverse weather conditions are the basis for a Claim for additional time, such Claim shall be documented by data substantiating that weather conditions were abnormal for the period of time, could not have been reasonably anticipated, and had an adverse effect on the scheduled construction activities.
- 4.3.5.2.2. Inclement or adverse weather shall not be a prima facie reason for the granting of an extension of time, and the Contractor shall make every effort to continue work under prevailing conditions. The Owner may grant an extension of time if an unavoidable delay occurs as a result of inclement/severe/adverse weather and such shall then be classified as a "Delay Day". Any and all delay days granted by the Owner are and shall be non-compensable in any manner or form. The Contractor shall comply with the notice requirements concerning instances of inclement/severe/adverse weather before the Owner will consider a time extension. Each day of inclement/severe/adverse weather shall be considered a separate instance or event and as such, shall be subject to the notice requirements.
- 4.3.5.2.3. An "inclement", "severe", or "adverse" weather delay day is defined as a day on which the Contractor is prevented by weather or conditions caused by weather resulting immediately there from, which directly impact the current controlling critical-path operation or operations, and which prevent the Contractor from proceeding with at least 75% of the normal labor and equipment force engaged on such critical path operation or operations for at least 60% of the total daily time being currently spent on the controlling operation or operations.
- 4.3.5.2.4. The Contractor shall consider normal/typical/seasonal weather days and conditions caused by normal/typical/seasonal weather days for the location of the Work in the planning and scheduling of the Work to ensure completion within the Contract Time. No time extensions will be granted for the Contractor's failure to consider and account for such weather days and conditions caused by such weather for the Contract Time in which the Work is to be accomplished.
- 4.3.5.2.5. A "normal", "typical", or "seasonal" weather day shall be defined as weather that can be reasonably anticipated to occur at the location of the Work for each particular month involved in the Contract Time. Each month involved shall not be considered individually as it relates to claims for additional time due to inclement/adverse/severe weather but shall consider the entire Contract Time as it compares to normal/typical/seasonal weather that is reasonably anticipated to occur. Normal/typical/seasonal weather days shall be based upon U.S. National

Weather Service climatic data for the location of the Work or the nearest location where such data is available.

4.3.5.2.6. The Contractor is solely responsible to document, prepare and present all data and justification for claiming a weather delay day. Any and all claims for weather delay days shall be tied directly to the current critical-path operation or operations on the day of the instance or event which shall be delineated and described on the Critical-Path Schedule and shall be provided with any and all claims. The Contractor is solely responsible to indicate and document why the weather delay day(s) claimed are beyond those weather days which are reasonably anticipated to occur for the Contract Time. Incomplete or inaccurate claims, as determined by the Architect/Engineer or Owner, may be returned without consideration or comment.

4.3.5.3. Where the Contractor is prevented from completing any part of the Work with specified durations or phases due to delay beyond the control of both the Owner and the Contractor, an extension of the contract time or phase duration in an equal amount to the time lost due to such delay shall be the Contractor's sole and exclusive remedy for such delay.

4.3.5.4. Delays attributable to and/or within the control of subcontractors and suppliers are deemed to be within the control of the Contractor.

4.3.5.5. In no event shall the Owner be liable to the Contractor, any subcontractor, any supplier, Contractor's surety, or any other person or organization, for damages or costs arising out of or resulting from: (1) delays caused by or within the control of the Contractor which include but are not limited to labor issues or labor strikes on the Project, federal, state, or local jurisdiction enforcement actions related directly to the Contractor's Work (e.g. safety or code violations, etc.); or, (2) delays beyond the control of both parties including but not limited to fires, floods, earthquakes, abnormal weather conditions, acts of God, nationwide material shortages, actions or inaction by utility owners, emergency declarations by federal, state, or local officials enacted in the immediate vicinity of the project, or other contractors performing work for the Owner.

#### 4.3.6. Claims for Consequential Damages

4.3.6.1. The Contractor and Owner waive Claims against each other for consequential damages arising out of or relating to this Contract. This mutual waiver includes:

4.3.6.1.1. damages incurred by the Owner for losses of use, income, profit, financing, business and reputation, and for loss of management or employee productivity or of the services of such persons; and,

4.3.6.1.2. damages incurred by the Contractor for principal office expenses including the compensation of personnel stationed there, for losses of financing, business and reputation, income, and for loss of profit.

4.3.6.2. This mutual waiver is applicable, without limitation, to all consequential damages due to either party's termination in accordance with Article 14. Nothing contained in this waiver of consequential damages shall be deemed to preclude an award of liquidated or actual damages, when applicable, in accordance with the requirements of the Contract Documents.

### **4.4. RESOLUTION OF CLAIMS, DISPUTES, AND CONTROVERSIES**

4.4.1. Decision of Architect/Engineer. Claims, including those alleging an error or omission by the Architect/Engineer, shall be referred initially to the Architect/Engineer for decision. A decision by the Architect/Engineer shall be required as a condition precedent to mediation, arbitration or litigation of all Claims between the Contractor and Owner arising prior to the date of Final Acceptance, unless 30 days have passed after the Claim has been referred to the Architect/Engineer with no decision having been rendered by the Architect/Engineer. The Architect/Engineer will not decide disputes between the Contractor and persons or entities other than the Owner. Any Claim arising out of or related to the Contract, except those already waived in Subparagraphs 4.3.6, 7.2.6, 7.3.8, 9.10.4 and 9.10.5 shall, pending compliance with Subparagraph 4.4.5, be subject to mediation, arbitration, or the institution of

legal or equitable proceedings. Claims waived in Subparagraphs 4.3.6, 7.2.6, 7.3.8, 9.10.4, and 9.10.5 are deemed settled, resolved, and completed.

- 4.4.2. The Architect/Engineer will review Claims and within ten (10) days of the receipt of the Claim take one or more of the following actions: (1) request additional supporting data from the claimant or a response with supporting data from the other party; (2) reject the Claim in whole or in part; (3) approve the Claim; (4) suggest a compromise; or (5) advise the parties that the Architect/Engineer is unable to resolve the Claim if the Architect/Engineer lacks sufficient information to evaluate the merits of the Claim or if the Architect/Engineer concludes that, in the Architect/Engineer's sole discretion, it would be inappropriate for the Architect/Engineer to resolve the Claim.
- 4.4.3. If the Architect/Engineer requests a party to provide a response to a Claim or to furnish additional supporting data, such party shall respond within ten (10) days after receipt of such request and shall either provide a response on the requested supporting data, advise the Architect/Engineer when the response or supporting data will be furnished, or advise the Architect/Engineer that no supporting data will be furnished. Upon either no response or receipt of the response or supporting data, the Architect/Engineer will either reject or approve the Claim in whole or in part.
- 4.4.4. The Architect/Engineer will approve or reject Claims by written decision, which shall state the reasons therefore and which shall notify the parties of any change in the Contract Sum or Contract Time or both. The approval or rejection of a Claim by the Architect/Engineer shall be final and binding on the parties but subject to mediation and arbitration.
- 4.4.5. When 30 days have passed upon submission of a Claim without decision or action by the Architect/Engineer, or the Architect/Engineer has rendered a decision or taken any of the actions identified in Subparagraph 4.4.2, a demand for arbitration of a Claim covered by such decision or action must be made within 30 days after the date of expiration of Subparagraph 4.4.1 or within 30 days of the Architect/Engineer's decision or action. Failure to demand arbitration within said 30 day period shall result in the Architect/Engineer's decision becoming final and binding upon the Owner and Contractor whenever such decision is rendered.
- 4.4.6. If the Architect/Engineer renders a decision after arbitration proceedings have been initiated, such decision may be entered as evidence but shall not supersede arbitration proceedings unless the decision is acceptable to all parties concerned.
- 4.4.7. Upon receipt of a Claim against the Contractor or at any time thereafter, the Architect/Engineer or the Owner may, but is not obligated to, notify the surety, if any, of the nature and amount of the Claim. If the Claim relates to a possibility of a Contractor's default, the Architect/Engineer or the Owner may, but is not obligated to, notify the surety and request the surety's assistance in resolving the controversy.
- 4.4.8. A Claim subject to or related to liens or bonds shall be governed by applicable law regarding notices, filing deadlines, and resolution of such Claim prior to any resolution of such Claim by the Architect/Engineer, by mediation, or by arbitration, except for claims made by the Owner against the Contractor's bonds.

#### **4.5. MEDIATION**

- 4.5.1. Any Claim arising out of or related to the Contract, except Claims relating to aesthetic effect and except those waived as provided for in Subparagraphs 4.3.6, 7.2.6, 7.3.8, 9.10.4 and 9.10.5 shall, after initial decision by the Architect/Engineer or 30 days after submission of the Claim to the Architect/Engineer, be subject to mediation as a condition precedent to arbitration or the institution of legal or equitable proceedings by either party.
- 4.5.2. The parties shall endeavor to resolve their Claims by mediation which, unless the parties mutually agree otherwise, shall be in accordance with the Construction Industry Mediation Rules of the American Arbitration Association currently in effect and/or those rules specified in the contract documents or separately agreed upon between the parties. Construction Industry Mediation Rule M-2 (filing with AAA) is void. The parties shall mutually agree upon a mediator who shall then take the place of AAA in the Construction Industry Mediation Rules. The parties must mutually agree to use AAA and no filing of a request for mediation shall be made to AAA by either party until such mutual agreement has been made.



Request for mediation shall be filed in writing with the other party to the Contract and with the American Arbitration Association. The request may be made concurrently with the filing of a demand for arbitration but, in such event, mediation shall proceed in advance of arbitration or legal or equitable proceedings, which shall be stayed pending mediation for a period of 60 days from the date of filing, unless stayed for a longer period by agreement of the parties or court order.

- 4.5.3. The parties shall share the mediator's fee and any filing fees equally. The mediation shall be held in the place where the Project is located, unless another location is mutually agreed upon. Agreements reached in mediation shall be enforceable as settlement agreements in any court having jurisdiction thereof.

#### **4.6. ARBITRATION**

- 4.6.1. Any controversy or Claim arising out of or related to this Contract or the breach thereof shall be settled by arbitration in accordance with the Montana Uniform Arbitration Act (MUAA). To the extent it does not conflict with the MUAA, the Construction Industry Arbitration Rules of the American Arbitration Association shall apply except as modified herein. The parties to the arbitration shall bear their own costs and expenses for participating in the arbitration. Costs of the Arbitration panel shall be borne equally between the parties except those costs awarded by the Arbitration panel (including costs for the arbitration itself).
- 4.6.2. Prior to the arbitration hearing all parties to the arbitration may conduct discovery subject to the provisions of Montana Rules of Civil Procedure. The arbitration panel may award actual damages incurred if a party fails to provide full disclosure under any discovery request. If a party claims a right of information privilege protected by law, the party must submit that claim to the arbitration panel for a ruling, before failing to provide information requested under discovery or the arbitration panel may award actual damages.
- 4.6.3. The venue for all arbitration proceedings required by this Contract shall be the seat of the county in which the work occurs or the First Judicial District, Lewis & Clack County, as determined solely by the Owner. Arbitration shall be conducted by a panel comprised of three members with one selected by the Contractor, one selected by the Owner, and one selected by mutual agreement of the Owner and the Contractor.
- 4.6.4. Any Claim arising out of or related to the Contract, except Claims relating to aesthetic effect and except those waived as provided for in Subparagraphs 4.3.6, 7.2.6, 7.3.8, 9.10.4 and 9.10.5, shall, after decision or action by the Architect/Engineer or 30 days after submission of the Claim to the Architect/Engineer, be subject to arbitration provided a demand for arbitration is made within the time frame provided in Subparagraph 4.4.5. If such demand is not made with the specified time frame, the Architect/Engineer's decision or action is final. Prior to arbitration, the parties shall endeavor to resolve disputes by mediation in accordance with the provisions of Paragraph 4.5.
- 4.6.5. Claims not resolved by mediation shall be decided by arbitration which, unless the parties mutually agree otherwise, shall be in accordance with the Construction Industry Arbitration Rules of the American Arbitration Association currently in effect and/or those rules specified in the Contract Documents or separately agreed upon between the parties. Construction Industry Arbitration Rule R-3 (filing with AAA) is void. The parties shall mutually agree upon an arbitrator or arbitrators who shall then take the place of AAA in the Construction Industry Arbitration Rules. The parties must mutually agree to use AAA and no filing of a demand for arbitration shall be made to AAA by either party until such mutual agreement has been made. The demand for arbitration shall be filed in writing with the other party to the Contract and a copy shall be filed with the Architect/Engineer.
- 4.6.6. A demand for arbitration shall be made within the time limits specified in Subparagraphs 4.4.5 and in no event shall it be made after the date when institution of legal or equitable proceedings based on such Claim would be barred by the applicable statute of limitations as determined pursuant to Paragraph 13.7.
- 4.6.7. Pending final resolution of a Claim including arbitration, unless otherwise mutually agreed in writing, the Contractor shall proceed diligently with performance of the Contract and the Owner shall continue to make payments in accordance with the Contract on Work or amounts not in dispute.
- 4.6.8. **Limitation on Consolidation or Joinder.** Arbitration arising out of or relating to the Contract may include by consolidation or joinder the Architect/Engineer, the Architect/Engineer's employees or consultants,

except by written consent containing specific reference to the Agreement and signed by the Architect/Engineer, Owner, Contractor and any other person or entity sought to be joined. No arbitration shall include, by consolidation or joinder or in any other manner, parties other than the Owner, Architect/Engineer, Contractor, a separate contractor as described in Article 6 and other persons substantially involved in a common question of fact or law whose presence is required if complete relief is to be accorded in arbitration. No person or entity other than the Owner, Architect/Engineer, Contractor or a separate contractor as described in Article 6 shall be included as an original third party or additional third party to an arbitration whose interest or responsibility is insubstantial. The foregoing agreement to arbitrate and other agreements to arbitrate with an additional person or entity duly consented to by parties to the Agreement shall be specifically enforceable under applicable law in any court having jurisdiction thereof.

4.6.9. **Claims and Timely Assertion of Claims.** The party filing a demand for arbitration must assert in the demand all Claims then known to that party on which arbitration is permitted to be demanded.

4.6.10. **Judgment on Final Award.** The award rendered by the arbitrator or arbitrators shall be final, and judgment may be entered upon it in accordance with applicable law in any court having jurisdiction thereof. The parties agree that the costs of the arbitrator(s)' compensation and expenses shall be borne equally. The parties further agree that the arbitrator(s) shall have authority to award to either party some or all of the costs and expenses involved, including attorney's fees.

## 5. **ARTICLE 5 – SUBCONTRACTORS**

### 5.1. **DEFINITIONS**

5.1.1. A Subcontractor is a person or entity who has a direct or indirect contract at any tier or level with the Contractor or any Subcontractor to the Contractor to perform a portion of the Work at the site. The term "Subcontractor" is referred to throughout the Contract Documents as if singular in number and means a Subcontractor or an authorized representative of the Subcontractor. The term "Subcontractor" does not include a separate contractor or subcontractors of a separate contractor.

### 5.2. **AWARD OF SUBCONTRACTS AND OTHER CONTRACTS FOR PORTIONS OF THE WORK**

5.2.1. Unless otherwise stated in the Contract Documents or the bidding requirements, the Contractor, as soon as practicable after award of the Contract and in no instance later than (30) days after award of the Contract, shall furnish in writing to the Owner through the Architect/Engineer the names of persons or entities (including those who are to furnish materials or equipment fabricated to a special design) proposed for each principal portion of the Work. The Architect/Engineer will promptly reply to the Contractor in writing stating whether or not the Owner or the Architect/Engineer, after due investigation, has reasonable objection to any such proposed person or entity.

5.2.2. The Contractor shall not contract with a proposed person or entity to which the Owner or Architect/Engineer has made reasonable and timely objection. The Contractor shall not be required to contract with anyone to whom the Contractor has made reasonable objection.

5.2.3. If the Owner or Architect/Engineer has reasonable objection to a person or entity proposed by the Contractor, the Contractor shall propose another to whom the Owner or Architect/Engineer has no reasonable objection. If the proposed but rejected Subcontractor was reasonably capable of performing the Work, the Contract Sum and Contract Time shall be increased or decreased by the difference, if any, occasioned by such change, and an appropriate Change Order shall be issued before commencement of the substitute Subcontractor's Work. However, no increase in the Contract Sum or Contract Time shall be allowed for such change unless the Contractor has acted promptly and responsively in submitting names as required.

5.2.4. The Contractor shall not change a Subcontractor, person or entity previously selected if the Owner or Architect/Engineer makes reasonable objection to such substitute. The Contractor shall not change or substitute for a Subcontractor who was required to be listed on the bid without first getting the approval of the Owner.

- 5.2.5. Buy-Safe Montana Provision: Before commencement of each subcontractor's portion of the Work, the Contractor shall obtain each subcontractor's incidence rate, experience modification rate, and loss ratio. The Contractor shall endeavor--but is not required--to use subcontractors whose incidence rate is less than the latest average for non-residential building construction for Montana as established by the Federal Bureau of Labor Statistics for the prior year; whose experience modification rating (EMR) is less than 1.0; and whose loss ratio is less than 100%. Contractor shall require any of its subcontractors who, based on the safety information that the Contractor obtains, have greater-than-average incidence rate, an EMR greater than 1.0, and a loss ratio of more than 100%, to schedule and obtain a Comprehensive Safety Consultation from the Montana Department of Labor & Industry, Employment Relations Division, Safety Bureau before substantial completion of each such subcontractor's portion of the Work. For assistance in obtaining the Comprehensive Safety Consultation, visit <http://erd.dli.mt.gov/safety-health/onsite-consultation>.

### **5.3. SUBCONTRACTUAL RELATIONS**

- 5.3.1. By appropriate agreement, written where legally required for validity, the Contractor shall require each Subcontractor, to the extent of the Work to be performed by the Subcontractor, to be bound to the Contractor by terms of the Contract Documents, and to assume toward the Contractor all the obligations and responsibilities, including the responsibility for safety of the Subcontractor's Work, which the Contractor, by these Documents, assumes toward the Owner and Architect/Engineer. Each subcontract agreement shall preserve and protect the rights of the Owner and Architect/Engineer under the Contract Documents with respect to the Work to be performed by the Subcontractor so that subcontracting thereof will not prejudice such rights, and shall allow to the Subcontractor, unless specifically provided otherwise in the subcontract agreement, the benefit of all rights, remedies and redress against the Contractor that the Contractor, by the Contract Documents, has against the Owner. Where appropriate, the Contractor shall require each Subcontractor to enter into similar agreements with Sub-subcontractors. The Contractor shall make available to each proposed Subcontractor, prior to the execution of the subcontract agreement, copies of the Contract Documents to which the Subcontractor will be bound, and, upon written request of the Subcontractor, identify to the Subcontractor terms and conditions of the proposed subcontract agreement which may be at variance with the Contract Documents. Subcontractors will similarly make copies of applicable portions of such documents available to their respective proposed Sub-subcontractors.
- 5.3.2. Upon written request by the Owner, the Contractor shall require its subcontractors to provide to it performance and payment securities for their portion of the Work in the types and form defined in statute (18-2-201 and 18-2-203 MCA) for all sub-contractual agreements.
- 5.3.3. The Contractor shall prepare a Subcontractors' and Suppliers' chart in CSI division format acceptable to the Owner which lists by name, all contact information, job category, and responsibility the Contractor's Subcontractors (at all tiers or levels) and Suppliers with a pecuniary interest in the Project of greater than \$5,000.00. The Contractor shall not enter into any agreement with any subcontractor or supplier to which the Owner raises a timely objection. The Contractor shall promptly inform the Owner in writing of any proposed replacements, the reasons therefore, and the name and qualifications of any proposed replacements. The Owner shall have the right to reject any proposed replacements without cost or claim being made by the Contractor. The chart shall be provided to the Owner at the time of the pre-construction conference but no less than 30 days after award of the Contract.
- 5.3.4. All Contractors and Subcontractors to this contract must comply with all Montana Department of Labor and Industry requirements, regulations, rules, and statutes.
- 5.3.5. In accordance with 39-51-1104 MCA, any Contractor who is or becomes an employer under the provisions of Title 39, Chapter 51 of Montana Code Annotated, who contracts with any Subcontractor who also is or becomes an employer under the provisions of Title 39, Chapter 51 of Montana Code Annotated, shall withhold sufficient money on the contract to guarantee that all taxes, penalties, and interest are paid upon completion of the contract.
- 5.3.5.1. It is the duty of any Subcontractor who is or becomes an employer under the provisions of Title 39, Chapter 51 of Montana Code Annotated, to furnish the Contractor with a certification issued by the Montana Department of Labor and Industry, prior to final payment stating that said

Subcontractor is current and in full compliance with the provisions of Montana Department of Labor and Industry.

5.3.5.2. Failure to comply shall render the Contractor directly liable for all taxes, penalties, and interest due from the Subcontractor, and the Montana Department of Labor and Industry has all of the remedies of collection against the Contractor under the provisions of Title 39, Chapter 51 of Montana Code Annotated, as though the services in question were performed directly for the Contractor.

5.3.6. In compliance with state statutes, the Contractor will have the 1% Gross Receipts Tax withheld from all payments. Each "Public Contractor" includes all Subcontractors with contracts greater than \$5,000 each. The Contractor and all Subcontractors will withhold said 1% from payments made to all Subcontractors with contracts greater than \$5,000.00 and make it payable to the Montana Department of Revenue. The Contractor and all Subcontractors shall also submit documentation of all contracts greater than \$5,000.00 to the Montana Department of Revenue on the Department's prescribed form.

**5.3.7.** Construction Contractor Registration: All Subcontractors at any tier or level are required to be registered with the Department of Labor and Industry under 39-9-201 and 39-9-204 MCA prior to the Contract being executed by the Owner. Subcontractors shall demonstrate to the Contractor that it has registered or promises that it will register immediately upon notice of award and prior to the commencement of any work.

#### **5.4. CONTINGENT ASSIGNMENT OF SUBCONTRACTS**

5.4.1. Each subcontract agreement for a portion of the Work is assigned by the Contractor to the Owner provided that:

5.4.1.1. assignment is effective only after termination of the Contract by the Owner for cause pursuant to Paragraph 14.2 and only for those subcontract agreements which the Owner accepts by notifying the Subcontractor and Contractor in writing; and,

5.4.1.2. assignment is subject to the prior rights of the surety, if any, obligated under bond relating to the Contract.

5.4.2. Upon such assignment, if the Work has been suspended for more than 30 days as a result of the Contractor's default, the Subcontractor's compensation shall be equitably adjusted for increases in cost resulting from the suspension. Such adjustment shall be at the expense of the Contractor.

5.4.3. The Contractor shall engage each of its subcontractors and suppliers with written contracts that preserve and protect the rights of the Owner and include the acknowledgement and agreement of each subcontractor and supplier that the Owner is a third-party beneficiary of their sub-contractual and supplier agreements. The Contractor's agreements shall require that in the event of default by the Contractor or termination of the Contractor, and upon request of the Owner, the Contractor's subcontractors and suppliers will perform services for the Owner.

5.4.4. Construction Contractor Registration: All Subcontractors at any tier or level are required to be registered with the Department of Labor and Industry under 39-9-201 and 39-9-204 MCA prior to the Contract being executed by the Owner. Subcontractors shall demonstrate to the Contractor that it has registered or promises that it will register immediately upon notice of award and prior to the commencement of any work.

### **6. ARTICLE 6 – CONSTRUCTION BY OWNER OR BY SEPARATE CONTRACTORS**

#### **6.1. OWNER'S RIGHT TO PERFORM CONSTRUCTION AND TO AWARD SEPARATE CONTRACTS**

6.1.1. The Owner reserves the right to perform construction or operations related to the Project with the Owner's own forces, and to award separate contracts in connection with other portions of the Project or other construction or operations on the site under Conditions of the Contract identical or substantially similar to these including those portions related to insurance and waiver of subrogation. If the Contractor claims

that delay or additional cost is involved because of such action by the Owner, the Contractor shall make such Claim as provided in Paragraph 4.3.

- 6.1.2. When separate contracts are awarded for different portions of the Project or other construction or operations on the site, the term "Contractor" in the Contract Documents in each case shall mean the Contractor who executes each separate Owner-Contractor Agreement.
- 6.1.3. The Owner shall provide for coordination of the activities of the Owner's own forces and of each separate contractor with the Work of the Contractor, who shall cooperate with them. The Contractor shall participate with other separate contractors and the Owner in reviewing their construction schedules when directed to do so. The Contractor shall make any revisions to the construction schedule deemed necessary after a joint review and mutual agreement. The construction schedules shall then constitute the schedules to be used by the Contractor, separate contractors and the Owner until subsequently revised.
- 6.1.4. Unless otherwise provided in the Contract Documents, when the Owner performs construction or operations related to the Project with the Owner's own forces, the Owner shall be deemed to be subject to the same obligations and to have the same rights which apply to the Contractor under the Conditions of the Contract, including, without excluding others, those stated in Article 3, this Article 6 and Articles 10, 11 and 12.

## **6.2. MUTUAL RESPONSIBILITY**

- 6.2.1. The Contractor shall afford the Owner and separate contractors reasonable opportunity' for introduction and storage of their materials and equipment and performance of their activities, and shall connect and coordinate the Contractor's construction and operations with theirs as required by the Contract Documents.
- 6.2.2. If part of the Contractor's Work depends for proper execution or results upon construction or operations by the Owner or a separate contractor, the Contractor shall, prior to proceeding with that portion of the Work, promptly report to the Architect/Engineer apparent discrepancies or defects in such other construction that would render it unsuitable for such proper execution and results. Failure of the Contractor so to report shall constitute an acknowledgment that the Owner's or separate contractor's completed or partially completed construction is fit and proper to receive the Contractor's Work, except as to defects not then reasonably discoverable.
- 6.2.3. The Owner shall be reimbursed by the Contractor for costs incurred by the Owner which are payable to a separate contractor because of delays, improperly timed activities or defective construction of the Contractor. The Owner shall be responsible to the Contractor for costs incurred by the Contractor because of delays, improperly timed activities, damage to the Work or defective construction of a separate contractor.
- 6.2.4. The Contractor shall promptly remedy damage wrongfully caused by the Contractor to completed or partially completed construction or to property of the Owner or separate contractors as provided in Paragraph 12.2.
- 6.2.5. The Owner and each separate contractor shall have the same responsibilities for cutting and patching as are described for the Contractor in Subparagraph 3.14.

## **6.3. OWNER'S RIGHT TO CLEAN UP**

- 6.3.1. If a dispute arises among the Contractor, separate contractors and the Owner as to the responsibility under their respective contracts for maintaining the premises and surrounding area free from waste materials and rubbish, the Owner may clean up and the Architect/Engineer will determine the responsibility of those involved and allocate the cost accordingly.

## **7. ARTICLE 7 – CHANGES IN THE WORK**

### **7.1. GENERAL**

- 7.1.1. Changes in the Work may be accomplished after execution of the Contract, and without invalidating the Contract, by Change Order, Construction Change Directive, or order for a minor change in the Work subject to the limitations stated in this Article 7 and elsewhere in the Contract Documents. Minor changes as ordered by the Architect/Engineer has the definition provided in Paragraph 7.4
- 7.1.2. A Change Order shall be based upon agreement among the Owner, Contractor, and Architect/Engineer; a Construction Change Directive requires agreement by the Owner and Architect/Engineer and may or may not be agreed to by the Contractor; an order for a minor change in the Work may be issued by the Architect/Engineer alone.
- 7.1.3. Changes in the Work shall be performed under applicable provisions of the Contract Documents and the Contractor shall proceed promptly, unless otherwise provided in the Change Order, Construction Change Directive, or order for a minor change in the Work.
- 7.1.4. No act, omission, or course of dealing, shall alter the requirement that Change Orders or Construction Change Directives shall be in writing and signed by the Owner, and that Change Orders and Construction Change Directives are the exclusive method for effecting any adjustment to the Contract. The Contractor understands and agrees that neither the Contract Sum nor the Contract Time can be changed by implication, oral agreement, verbal directive, or unsigned Change Order.

## **7.2. CHANGE ORDERS**

- 7.2.1. A Change Order is a written instrument prepared by the Architect/Engineer and signed by the Owner, Contractor and Architect/Engineer, stating their agreement upon all of the following:
  - 7.2.1.1. change in the Work;
  - 7.2.1.2. the amount of the adjustment, if any, in the Contract Sum; and,
  - 7.2.1.3. the extent of the adjustment, if any, in the Contract Time.
- 7.2.2. The cost or credit to the Owner resulting from a change in the Work shall be determined as follows:
  - 7.2.2.1. Per the limitations of this Subparagraph, plus a 5% allowance for overhead and a 10% allowance for profit. The allowances for overhead and for profit are limited to the percentages as specified herein unless they are determined to be unreasonable by the Architect/Engineer (not the Contractor) per Subparagraph 7.3.9 for each Change Order or Construction Change Directive; or,
  - 7.2.2.2. By one of the methods in Subparagraph 7.3.4, or as determined by the Architect/Engineer per Subparagraph 7.3.9, plus a 5% allowance for overhead and a 10% allowance for profit. The allowances for overhead and for profit are limited to the percentages as specified herein unless they are determined to be unreasonable by the Architect/Engineer (not the Contractor) per Subparagraph 7.3.9 for each Change Order or Construction Change Directive.
  - 7.2.2.3. The Contractor's proposed increase or decrease in cost shall be limited to costs listed in Subparagraph 7.3.9.1 through 7.3.9.5.
- 7.2.3. The Contractor shall not submit any Change Order, response to requested cost proposals, or requested changes which are incomplete and do not contain full breakdown and supporting documentation in the following three areas:
  - 7.2.3.1. Direct costs (only those listed in Subparagraph 7.3.9.1 through 7.3.9.5 are allowable);
  - 7.2.3.2. Indirect costs (limited as a percentage on each Change Order per Supplementary General Conditions, Paragraph 7.2.2); and
  - 7.2.3.3. Consequential items (e.g. time extensions, credits, logic, reasonableness, impacts, disruptions, dilution).

- 7.2.4. Any Change Order, responses to requested proposals, or requested changes submitted by the Contractor which, in the opinion of the Architect/Engineer, are incomplete, may be rejected and returned to the Contractor without comment. It is the responsibility of and incumbent upon the Contractor to ensure and confirm that all Change Orders, responses to requested proposals, or requested changes are complete prior to submission.
- 7.2.5. Overhead, applicable to all areas and sections of the Contract Documents, means "Indirect Costs" as referenced in Subparagraph 7.2.3.2. Indirect costs are inclusive of, but not limited to, the following: home office overhead; off-site supervision; home office project management; change order and/or proposal preparation, design, research, negotiation and associated travel; effects of disruption and dilution of management and supervision off-site; time delays; coordination of trades; postage and shipping; and, effective increase in guarantee and warranty durations. Indirect costs applicable to any and all changes in the work, either through Change Order or Construction Change Directive, are limited to the percentage allowance for overhead in Subparagraph 7.2.2.
- 7.2.6. By signature on any Change Order, the Contractor certifies that the signed Change Order is complete and includes all direct costs, indirect costs and consequential items (including additional time, if any) and is free and clear of all claims or disputes (including, but not limited to, claims for additional costs, additional time, disruptions, and/or impacts) in favor of the Contractor, subcontractors, material suppliers, or other persons or entities concerning the signed change order and on all previously contracted Work and does release the Owner from such claims or demands.
- 7.2.7. Any and all changes or adjustments to the Contract Time requested or claimed by the Contractor as a result of a Change Order shall require documentation and justification for the adjustment by a Critical Path Method analysis of the Contractor's most recent Critical Path Schedule in use prior to the change. Changes which affect or concern activities containing float or slack time (i.e. not on the critical path) and which can be accomplished within such float or slack time, shall not result in an increase in the Contract Time.
- 7.2.8. Supervision means on-site, field supervision and not home office overhead, off-site management or off-site supervision.
- 7.2.9. Labor means those persons engaged in construction occupations as defined in Montana Prevailing Wage Rates for Building Construction or Heavy/Highway as bound in the Contract Documents and does not include design, engineering, superintendence, management, on-site field supervision, home office or other off-site management, off-site supervision, office or clerical work.

### **7.3. CONSTRUCTION CHANGE DIRECTIVES**

- 7.3.1. A Construction Change Directive is a written order prepared by the Architect/Engineer directing a change in the Work prior to agreement on adjustment, if any, in the Contract Sum or Contract Time, or both. The Owner may by Construction Change Directive, without invalidating the Contract, order changes in the Work within the general scope of the Contract consisting of additions, deletions or other revisions, the Contract Sum and Contract Time being adjusted accordingly.
- 7.3.2. Any and all changes or adjustments to the Contract Time requested or claimed by the Contractor as a result of a Construction Change Directive, shall require documentation and justification for the adjustment by a Critical Path Method analysis of the Contractor's most recent Critical Path Schedule in use prior to the change. Changes that affect or concern activities containing float or slack time (i.e. not on the critical path) and which can be accomplished within such float or slack time shall not result in an increase in the Contract Time.
- 7.3.3. A Construction Change Directive shall be used in the absence of agreement on the terms of a Change Order.
- 7.3.4. If the Construction Change Directive provides for an adjustment to the Contract Sum, the adjustment shall be based on one of the following methods:
- 7.3.4.1. mutual acceptance of a lump sum properly itemized and supported by sufficient substantiating data to permit evaluation;

- 7.3.4.2. unit prices stated in the Contract Documents or subsequently agreed upon;
  - 7.3.4.3. cost to be determined in a manner agreed upon by the parties and a mutually acceptable fixed or percentage fee;
  - 7.3.4.4. By actual cost as shown by the Contractor's and Subcontractor's itemized invoices; or
  - 7.3.4.5. as provided in Subparagraph 7.3.9.
- 7.3.5. Costs shall be limited to the following: cost of materials, including cost of delivery; cost of labor, including social security, old age and unemployment insurance and fringe benefits under collective bargaining agreements; workers' compensation insurance; bond premiums; and rental value of power tools and equipment.
- 7.3.6. Overhead and profit allowances shall be limited on all Construction Change Directives to those identified in 7.2.2.
- 7.3.7. Upon receipt of a Construction Change Directive, the Contractor shall promptly proceed with the change in the Work involved and advise the Architect/Engineer of the Contractor's agreement or disagreement with the method, if any, provided in the Construction Change Directive for determining the proposed adjustment in the Contract Sum or Contract Time.
- 7.3.8. A Construction Change Directive signed by the Contractor indicates the agreement of the Contractor therewith, including adjustment in Contract Sum and Contract Time or the method for determining them. Such agreement shall be effective immediately and shall be recorded as a Change Order.
- 7.3.9. If the Contractor does not respond or disagrees with the method for adjustment in the Contract Sum in writing within seven (7) calendar days, the method and the adjustment made shall be determined by the Architect/Engineer on the basis of reasonable expenditures and/or savings of those performing the Work directly attributable to the change including, in the case of an increase in the Contract Sum, plus an allowance for overhead and profit as listed under Subparagraph 7.2.2. In such case, and also under Clause 7.3.4.3, the Contractor shall keep and present, in such form as the Architect/Engineer may prescribe, an itemized accounting together with appropriate supporting data. Unless otherwise provided in the Contract Documents, costs for the purposes of this Subparagraph 7.3.9 shall be limited to the following:
- 7.3.9.1. costs of labor, including social security, old age and unemployment insurance, fringe benefits required by agreement or custom, and workers' compensation insurance as determined by the Prevailing Wage Schedules referenced in the Contract Documents;
  - 7.3.9.2. costs of materials, supplies and equipment, including cost of transportation, whether incorporated or consumed;
  - 7.3.9.3. rental costs of machinery and equipment, exclusive of hand tools, whether rented from the Contractor or others;
  - 7.3.9.4. costs of premiums for all bonds and insurance, permit fees, and sales, use or similar taxes related to the Work; and
  - 7.3.9.5. additional costs of field supervision and field office personnel directly attributable to the change.
- 7.3.10. The amount of credit to be allowed by the Contractor to the Owner for a deletion or change which results in a net decrease in the Contract Sum shall be actual net cost as confirmed by the Architect/Engineer. When both additions and credits covering related Work or substitutions are involved in a change, the allowance for overhead and profit shall be figured on the basis of net increase, if any, with respect to that change.
- 7.3.11. Pending final determination of the total cost of a Construction Change Directive to the Owner, amounts not in dispute for such changes in the Work shall be included in Applications for Payment accompanied



by a Change Order indicating the parties' agreement with part or all of such costs. For any portion of such cost that remains in dispute, the Architect/Engineer will make an interim determination for purposes of monthly certification for payment for those costs. That determination of cost shall adjust the Contract Sum on the same basis as a Change Order, subject to the right of either party to disagree and assert a claim in accordance with Article 4.

- 7.3.12. When the Owner and Contractor agree with the determination made by the Architect/Engineer concerning the adjustments in the Contract Sum and Contract Time, or otherwise reach agreement upon the adjustments, such agreement shall be effective immediately and shall be recorded by preparation and execution of an appropriate Change Order.

#### **7.4. MINOR CHANGES IN THE WORK**

- 7.4.1. The Architect/Engineer will have authority to order minor changes in the Work not involving adjustment in the Contract Sum or extension of the Contract Time and not inconsistent with the intent of the Contract Documents. Such changes shall be effected by written order and shall be binding on the Owner and Contractor. The Contractor shall carry out such written orders promptly.

### **8. ARTICLE 8 – TIME**

#### **8.1. DEFINITIONS**

- 8.1.1. Time is of the essence in performance, coordination, and completion of the Work contemplated herein. The Owner may suffer damages if the Work is not completed as specified herein. When any duration or time period is referred to in the Contract Documents by days, the first day shall be determined as the day following the current day of any event or notice starting a specified duration.
- 8.1.2. Unless otherwise provided, Contract Time is the period of time, including authorized adjustments, allotted in the Contract Documents for Substantial Completion of the Work.
- 8.1.3. The date of commencement of the Work is the date established in the NOTICE TO PROCEED AS ISSUED BY THE OWNER.
- 8.1.4. The date the Contractor reaches Substantial Completion is the date certified by the Architect/Engineer in accordance with Paragraph 9.8.
- 8.1.5. The term "day" as used in the Contract Documents shall mean calendar day unless otherwise specifically defined.
- 8.1.6. Liquidated Damages. The Owner may suffer loss if the project is not substantially complete on the date set forth in the contract documents. The Contractor and his surety shall be liable for and shall pay to the Owner the sums hereinafter stipulated as liquidated damages for each calendar day of delay until the work is substantially complete: **See Instructions to Bidders.**
- 8.1.7. The Contractor shall not be charged liquidated or actual damages when delay in completion of the Work is due to:
  - 8.1.7.1. Any preference, priority or allocation order issued by the government;
  - 8.1.7.2. Unforeseeable cause beyond the control and without the fault or negligence of the Contractor, such as acts of God or of the public enemy, fires, floods, epidemics, quarantine restrictions, freight embargoes, and unusually severe weather. All such occurrences resulting in delay must be documented and approved by Change Order; or,
  - 8.1.7.3. Any delays of Subcontractors or suppliers occasioned by any of the causes specified in 8.1.7.1 and 8.1.7.2 of this article.
- 8.1.8. The Contractor is completely obligated and responsible to provide written notice of each day of delay as provided for in Paragraph 4.3.

- 8.1.9. Contract Time. All work shall reach Substantial Completion by: **See Instructions to Bidders.** The Owner will issue a written NOTICE TO PROCEED and finalized contract.

## **8.2. PROGRESS AND COMPLETION**

- 8.2.1. Time limits stated in the Contract Documents are of the essence of the Contract. By executing the Contract, the Contractor confirms that the Contract Time is a reasonable period for performing the Work.
- 8.2.2. The Contractor shall not knowingly, except by agreement or instruction of the Owner in writing, prematurely commence operations on the site or elsewhere prior to the date on the Notice to Proceed and in no case prior to the effective date of insurance required by Article 11 to be furnished by the Contractor. The date of commencement of the Work shall not be changed by the effective date of such insurance.
- 8.2.3. The Contractor shall proceed expeditiously with adequate forces and shall achieve Substantial Completion within the Contract Time.
- 8.2.4. If the Contractor falls behind the latest construction schedule by more than 14 calendar days through its own actions or inaction, neglect, inexperience, lack of oversight and management of the Work including that of any Subcontractors, written notice to the Owner and Architect/Engineer shall be provided within three (3) days with explanation of how the Contractor intends to get back on schedule. Response to getting back on schedule consists of providing a sufficient number of qualified workers and/or proper materials or an acceptably reorganized schedule to regain the lost time in a manner acceptable to the Owner.

## **8.3. DELAYS AND EXTENSIONS OF TIME**

- 8.3.1. If the Contractor is delayed at any time in the commencement or progress of the Work by an act or neglect of the Owner or Architect/Engineer, or of an employee of either, or of a separate contractor employed by the Owner, or by changes ordered in the Work, or by fire, unusual delay in deliveries, unavoidable casualties or other causes beyond the Contractor's control, or by delay authorized by the Owner pending mediation and arbitration, or by other causes which the Architect/Engineer determines may justify delay, then the Contract Time shall be extended by Change Order for such reasonable time as the Architect/Engineer may determine.
- 8.3.2. Claims relating to time shall be made in accordance with applicable provisions of Paragraph 4.3.
- 8.3.3. This Paragraph 8.3 does not preclude recovery of damages for delay by either party under other provisions of the Contract Documents.

## **9. PAYMENTS AND COMPLETION**

### **9.1. CONTRACT SUM**

- 9.1.1. The Contract Sum is stated in the Contract and, including authorized adjustments, is the total amount payable by the Owner to the Contractor for performance of the Work under the Contract Documents.

### **9.2. SCHEDULE OF VALUES**

- 9.2.1. Before the first Application for Payment, the Contractor shall submit to the Architect/Engineer a schedule of values allocated to various portions of the Work, prepared in such form and supported by such data to substantiate its accuracy as the Architect/Engineer may require. This schedule, unless objected to by the Architect/Engineer, shall be used as a basis for reviewing the Contractor's Applications for Payment.

### **9.3. APPLICATIONS FOR PAYMENT**

- 9.3.1. The Contractor shall submit to the Architect/Engineer an itemized Application for Payment for operations completed in accordance with the Schedule of Values. Such application shall be signed and supported by such data substantiating the Contractor's right to payment as the Owner or Architect/Engineer may

require, such as copies of requisitions from Subcontractors and material suppliers, and reflecting retainage if provided for in the Contract Documents.

- 9.3.2. NOTICE OF APPROVAL OF PAYMENT REQUEST PROVISION. Per Title 28, Chapter 2, Part 21, this contract allows the Owner to change the number of days to approve a Contractor's payment request. This contract allows the Owner to approve the Contractor's payment request within thirty-five (35) calendar days after it is received by the Owner without being subject to the accrual of interest.
- 9.3.3. As provided in Subparagraph 7.3.11, such applications may include requests for payment on account of changes in the Work which have been properly authorized by Construction Change Directives, or by interim determinations of the Architect/Engineer, but not yet included in Change Orders.
- 9.3.4. Applications for payment shall not include requests for payment for portions of the Work for which the Contractor does not intend to pay to a Subcontractor or material supplier.
- 9.3.5. Unless otherwise provided in the Contract Documents, payments shall be made on account of materials and equipment delivered and suitably stored at the site for subsequent incorporation in the Work. If approved in advance by the Owner, payment may similarly be made for materials and equipment suitably stored off the site at a location agreed upon in writing. Payment for materials and equipment stored on or off the site shall be conditioned upon compliance by the Contractor with procedures satisfactory to the Owner to establish the Owner's title to such materials and equipment or otherwise protect the Owner's interest, and shall include the costs of applicable insurance, storage and transportation to the site for such materials and equipment stored off the site.
- 9.3.6. The Contractor warrants that title to all Work covered by an Application for Payment will pass to the Owner no later than the time of payment. The Contractor further warrants that upon submittal of an Application for Payment all Work for which Certificates for Payment have been previously issued and payments received from the Owner shall, to the best of the Contractor's knowledge, information and belief, be free and clear of liens, claims, security interests or encumbrances in favor of the Contractor, Subcontractors, material suppliers, or other persons or entities making a claim by reason of having provided labor, materials and equipment relating to the Work.
- 9.3.7. Until the work is complete, the Owner will pay 95% of the amount due the Contractor on account of progress payments.
- 9.3.7.1. If the Work and its progress are not in accordance with all or any part, piece, or portion of the Contract Documents, the Owner may, at its sole discretion and without claim by the Contractor, increase the amount held as retainage to whatever level deemed necessary to effectuate performance and progress of the Work, for anticipated repairs, warranties or completion of the Work by the Contractor or through the letting of other contracts. The Contractor will not be entitled to additional costs, expenses, fees, time, and such like, in the event the Owner increases the amount held as retainage due to non-compliance and/or non-performance with all or any part, piece, or portion of the Contract Documents.
- 9.3.7.2. Prior to the first application for payment, the Contractor shall submit the following information on the appropriate forms:
- 9.3.7.2.1. Schedule of Amounts for Contract Payment (Form 100): This form shall contain a breakdown of the labor, material and other costs associated with the various portions of the work and shall be the basis for the progress payments to the Contractor. The use of electronic method shall be in the Owner's format.
- 9.3.7.2.2. Project/Progress Schedule: If no Schedule (or revised Schedule) is provided with each and every Periodic Estimates for Partial Payment, the Architect/Engineer and/or Owner may return the pay request, or hold it, and may choose not pay for any portion of the Work until the appropriate Schedule, indicating all changes, revisions and updates, is provided. No claim for additional costs or interests will be made by the Contractor or any subcontractor on account of holding or non-payment of the Periodic Estimate for Partial Payment request.
- 9.3.7.3. Progress Payments

- 9.3.7.3.1. Periodic Estimates for Partial Payment shall be on a form provided by the Owner (Form 101) and submitted to the Architect/Engineer for payment by the Owner. Payment shall be requested for the labor and material incorporated in the work to date and for materials suitably stored, less the aggregate of previous payments, the retainage, and the 1% gross receipts tax.
- 9.3.7.3.2. The Contractor, by submission of any partial pay request, certifies that every request for partial payment is correct, true and just in all respects and that payment or credit had not previously been received. The Contractor further warrants and certifies, by submission of any partial pay request, that all previous work for which payment has been received is free and clear of all liens, disputes, claims, security interests, encumbrances, or causes of action of any type or kind in favor of the Contractor, subcontractors, material suppliers or other persons or entities and does release the Owner from such.
- 9.3.7.3.3. Progress payments do not constitute official acceptance of any portion of the work or materials whether stored on or off-site.
- 9.3.7.3.4. In compliance with 15-50-206 MCA, the Contractor will have 1% of his gross receipts withheld by the Owner from all payments due. Each subcontractor who performs work greater than \$5,000 shall have 1% of its gross receipts withheld by the Contractor. The Contractor shall notify the Department of Revenue on the department's prescribed forms.

9.3.7.4. The Contractor may submit obligations/securities in a form specified in 18-1-301 Montana Code Annotated (MCA) to be held by a Financial Institution in lieu of retainage by the Owner. The Owner will establish the amount that would otherwise be held as retainage. Should the Contractor choose to submit obligations/securities in lieu of retainage, the Owner will require the Financial Institution to execute the Owner's "Account Agreement for Deposit of Obligations Other Than Retainage" (Form 120) prior to submission of any obligations/securities in accordance with 18-1-302 MCA. The Contractor must extend the opportunity to participate in all obligations/securities in lieu of retainage on a pro rata basis to all subcontractors involved in the project and shall be solely responsible for the management and administration of same. The Owner assumes no liability or responsibility from or to the Contractor or Subcontractors regarding the latter's participation.

9.3.7.5. The Contractor shall maintain a monthly billing cycle.

#### **9.4. CERTIFICATES FOR PAYMENT**

- 9.4.1. The Architect/Engineer will, within seven days after receipt of the Contractor's Application for Payment, either issue to the Owner a Certificate for Payment, with a copy to the Contractor, for such amount as the Architect/Engineer determines is properly due, or notify the Contractor and Owner in writing of the Architect/Engineer's reasons for withholding certification in whole or in part as provided in Subparagraph 9.5.1. For the purposes of this paragraph regarding certification of payment, electronic mail and/or notes provided through the use of an electronic approval system shall constitute written notice.
- 9.4.2. The issuance of a Certificate for Payment will constitute a representation by the Architect/Engineer to the Owner, based on the Architect/Engineer's evaluation of the Work and the data comprising the Application for Payment, that the Work has progressed to the point indicated and that, to the best of the Architect/Engineer's knowledge, information and belief, the quality of the Work is in accordance with the Contract Documents. The foregoing representations are subject to an evaluation of the Work for conformance with the Contract Documents upon Substantial Completion, to results of subsequent tests and inspections, to correction of minor deviations from the Contract Documents prior to completion and to specific qualifications expressed by the Architect/Engineer. The issuance of a Certificate for Payment will further constitute a representation that the Contractor is entitled to payment in the amount certified. However, the issuance of a Certificate for Payment will not be a representation that the Architect/Engineer has: (1) made exhaustive or continuous on-site inspections to check the quality or quantity of the Work; (2) reviewed construction means, methods, techniques, sequences or procedures; (3) reviewed copies of requisitions received from Subcontractors and material suppliers and other data requested by the Owner to substantiate the Contractor's right to payment; or, (4) made examination to ascertain how or for what purpose the Contractor has used money previously paid on account of the Contract Sum.

## **9.5. DECISIONS TO WITHHOLD CERTIFICATION**

- 9.5.1. The Architect/Engineer may withhold or reject a Certificate for Payment in whole or in part, to the extent reasonably necessary to protect the Owner, if in the Architect/Engineer's opinion the representations to the Owner required by Subparagraph 9.4.2 cannot be made. If the Architect/Engineer is unable to certify payment in the amount of the Application, the Architect/Engineer will notify the Contractor and Owner as provided in Subparagraph 9.4.1. If the Contractor and Architect/Engineer cannot agree on a revised amount, the Architect/Engineer will promptly issue a Certificate for Payment for the amount for which the Architect/Engineer is able to make such representations to the Owner. The Architect/Engineer may also withhold a Certificate for Payment or, because of subsequently discovered evidence, may nullify the whole or a part of a Certificate for Payment previously issued, to such extent as may be necessary in the Architect/Engineer's opinion to protect the Owner from loss for which the Contractor is responsible, including loss resulting from acts and omissions described in Subparagraph 3.3.4, because of:
- 9.5.1.1. defective Work not remedied;
  - 9.5.1.2. third party claims filed or reasonable evidence indicating probable filing of such claims unless security acceptable to the Owner is provided by the Contractor;
  - 9.5.1.3. failure of the Contractor to make payments properly to Subcontractors or for labor, materials or equipment;
  - 9.5.1.4. reasonable evidence that the Work cannot be completed for the unpaid balance of the Contract Sum;
  - 9.5.1.5. damage to the Owner or another contractor;
  - 9.5.1.6. reasonable evidence that the Work will not be completed within the Contract Time, and that the unpaid balance would not be adequate to cover actual or liquidated damages for the anticipated delay; or,
  - 9.5.1.7. persistent failure to carry out the Work in accordance with the Contract Documents.
- 9.5.2. When the above reasons for withholding certification are removed, certification will be made for amounts previously withheld.
- 9.5.3. Owner's Right to Refuse Payment: The Architect/Engineer's approval, or partial approval, of the Contractor's request for payment shall not preclude or prevent the Owner from exercising any of its remedies under this Contract. The Owner shall have right to refuse to make payment(s) to the Contractor due to:
- 9.5.3.1. the Contractor's failure to perform the Work in compliance with the Contract Documents;
  - 9.5.3.2. the Contractor's failure to correct any defective or damaged Work;
  - 9.5.3.3. the Contractor's failure to accurately represent the Work performed in the pay request;
  - 9.5.3.4. the Contractor's performance of its Work at a rate or in a manner that, in the Owner's opinion, is likely to result in the Work, or any portion thereof, to be delayed;
  - 9.5.3.5. the Contractor's failure to use funds previously paid to it by the Owner to pay for the Contractor's Work-related obligations including, but not limited to, subcontractors and suppliers on this Project;
  - 9.5.3.6. claims made, or anticipated by the Owner to be made, against the Owner or its property;
  - 9.5.3.7. inclusion in the pay request of any amounts in dispute or part of a claim;
  - 9.5.3.8. Damage or loss caused by the Contractor, including its subcontractors and suppliers; or,

9.5.3.9. The Contractor's failure or refusal to perform its obligations to the Owner.

## **9.6. PROGRESS PAYMENTS**

- 9.6.1. After the Architect/Engineer has issued a Certificate for Payment, the Owner shall make payment in the manner and within the time provided in the Contract Documents or the Owner may take any action the Owner deems necessary under Subparagraph 9.5.3.
- 9.6.2. The Contractor shall promptly pay each Subcontractor in accordance with Title 28, Chapter 2, Part 21, upon receipt of payment from the Owner, out of the amount paid to the Contractor on account of such Subcontractor's portion of the Work, the amount to which said Subcontractor is entitled, reflecting percentages actually retained from payments to the Contractor on account of such Subcontractor's portion of the Work. The Contractor shall, by appropriate agreement with each Subcontractor, require each Subcontractor to make payments to Sub-subcontractors in a similar manner.
- 9.6.3. The Contractor is prohibited from holding higher amounts in retainage on any Subcontractor than the Owner is holding from the Contractor.
- 9.6.4. The Architect/Engineer will, on request, furnish to a Subcontractor, if practicable, information regarding percentages of completion or amounts applied for by the Contractor and action taken thereon by the Architect/Engineer and Owner on account of portions of the Work done by such Subcontractor.
- 9.6.5. Neither the Owner nor Architect/Engineer shall have an obligation to pay, or to see to the payment of, money to a Subcontractor except as may otherwise be required by law.
- 9.6.6. Payment to material suppliers shall be treated in a manner similar to that provided in Subparagraphs 9.6.2, 9.6.3, 9.6.4, and 9.6.5.
- 9.6.7. A Certificate for Payment, a progress payment, or partial or entire use or occupancy of the Project by the Owner shall not constitute acceptance of Work not in accordance with the Contract Documents.
- 9.6.8. Unless the Contractor provides the Owner with a payment bond in the full penal sum of the Contract Sum, payments received by the Contractor for Work properly performed by Subcontractors and suppliers shall be held by the Contractor for those Subcontractors or suppliers who performed Work or furnished materials, or both, under contract with the Contractor for which payment was made by the Owner. Nothing contained herein shall require money to be placed in a separate account and not commingled with money of the Contractor, shall create any fiduciary liability or tort liability on the part of the Contractor for breach of trust or shall entitle any person or entity to an award of punitive damages against the Contractor for breach of the requirements of this provision.

## **9.7. FAILURE OF PAYMENT**

- 9.7.1. If the Owner does not approve payment to the Contractor within thirty-five (35) calendar days after the receipt of a certified Application for Payment, then the Contractor may, upon seven additional days' written notice to the Owner and Architect/Engineer, suspend the Work until payment of the amount owing has been received. Nothing in the Subparagraph shall limit the Owner's rights and options as provided in Subparagraph 9.5.3. The Contract Time shall be extended appropriately and the Contract Sum shall be increased by the amount of the Contractor's reasonable costs of shut-down, delay and start-up, plus interest as provided for in the Contract Documents.

## **9.8. SUBSTANTIAL COMPLETION**

- 9.8.1. Substantial Completion is the stage in the progress of the Work when the Work or designated portion thereof is sufficiently complete in accordance with the Contract Documents so that the Owner can occupy or utilize the Work for its intended use.
- 9.8.2. When the Contractor considers that the Work, or a portion thereof which the Owner agrees to accept separately, is substantially complete, the Contractor shall prepare and submit to the Architect/Engineer a comprehensive list of items to be completed or corrected prior to final payment. Failure to include an item

on such list does not alter the responsibility of the Contractor to complete all Work in accordance with the Contract Documents.

- 9.8.3. Upon receipt of the Contractor's list, the Architect/Engineer will make an inspection to determine whether the Work or designated portion thereof is substantially complete. If the Architect/Engineer's Inspection discloses any item, whether or not included on the Contractor's list, which is not sufficiently complete in accordance with the Contract Documents so that the Owner can occupy or utilize the Work or designated portion thereof for its intended use, the Contractor shall, before issuance of the Certificate of Substantial Completion, complete or correct such item upon notification by the Architect/Engineer. In such case, the Contractor shall then submit a request for another inspection by the Architect/Engineer to determine Substantial Completion.
- 9.8.4. The Contractor shall ensure the project is substantially complete prior to requesting any inspection by the Architect/Engineer so that no more than one (1) inspection is necessary to determine Substantial Completion for all or any portion of the Work. If the Contractor does not perform adequate inspections to develop a comprehensive list as required in Subparagraph 9.8.2 and does not complete or correct such items upon discovery or notification, the Contractor shall be responsible and pay for the costs of the Architect/Engineer's additional inspections to determine Substantial Completion.
- 9.8.5. When the Work or designated portion thereof is substantially complete, the Architect/Engineer will prepare a Certificate of Substantial Completion which shall establish the date of Substantial Completion and which shall establish responsibilities of the Owner and Contractor for security, maintenance, heat, utilities, damage to the Work and insurance. After issuance of the Certificate of Substantial Completion, the Contractor shall finish and complete all remaining items within thirty (30) calendar days of the date on the Certificate. The Architect/Engineer shall identify and fix the time for completion of specific items which may be excluded from the thirty (30) calendar day time limit. Failure to complete any items within the specified time frames may be deemed by the Owner as default of the contract on the part of the Contractor.
- 9.8.6. The Certificate of Substantial Completion shall be submitted to the Owner and Contractor for their written acceptance of responsibilities assigned to them in such Certificate. Upon such acceptance and consent of surety if there are claims or past payment issues, the Owner shall make payment of retainage applying to such Work or designated portion thereof. Such payment shall be adjusted for Work that is incomplete or not in accordance with the requirements of the Contract Documents.

## **9.9. PARTIAL OCCUPANCY OR USE**

- 9.9.1. The Owner may occupy or use any completed or partially completed portion of the Work at any stage when such portion is designated by separate agreement with the Contractor, provided such occupancy or use is consented to by the insurer and authorized by public authorities having jurisdiction over the Work. Such partial occupancy or use may commence whether or not the portion is substantially complete, provided the Owner and Contractor have accepted in writing the responsibilities assigned to each of them for payments, retainage, if any, security, maintenance, heat, utilities, damage to the Work and insurance, and have agreed in writing concerning the period for correction of the Work and commencement of warranties required by the Contract Documents. When the Contractor considers a portion substantially complete, the Contractor shall prepare and submit a list to the Architect/Engineer as provided under Subparagraph 9.8.2. Consent of the Contractor to partial occupancy or use shall not be unreasonably withheld. The stage of the progress of the Work shall be determined by written agreement between the Owner and Contractor or, if no agreement is reached, by decision of the Architect/Engineer.
- 9.9.2. Immediately prior to such partial occupancy or use, the Owner, Contractor and Architect/Engineer shall jointly inspect the area to be occupied or portion of the Work to be used in order to determine and record the condition of the Work. Unless otherwise agreed upon, partial occupancy or use of a portion or portions of the Work shall not constitute acceptance of Work not complying with the requirements of the Contract Documents.
- 9.9.3. Unless otherwise agreed upon, partial occupancy or use of a portion or portions of the Work shall not constitute acceptance of Work not complying with the requirements of the Contract Documents.

## **9.10. FINAL COMPLETION AND FINAL PAYMENT**

- 9.10.1. Upon receipt of written notice that the Work is ready for final inspection and acceptance and upon receipt of a final Application for Payment, the Architect/Engineer will promptly make such inspection and, when the Architect/Engineer finds the Work acceptable under the Contract Documents and the Contract fully performed, the Architect/Engineer will approve the Contractor's final Certificate for Payment stating that to the best of the Architect/Engineer's knowledge, information and belief, and on the basis of the Architect/Engineer's on-site visits and inspections, the Work has been completed in accordance with terms and conditions of the Contract Documents and that the entire balance found to be due the Contractor and noted in the final Certificate is due and payable. The Architect/Engineer's signature on the Contractor's final Certificate for Payment will constitute a further representation that conditions listed in Subparagraph 9.10.2 as precedent to the Contractor's being entitled to final payment have been fulfilled.
- 9.10.2. Neither final payment nor any remaining retainage shall become due until the Contractor submits to the Architect/Engineer:
  - 9.10.2.1. completed Contractor's Affidavit of Completion, Payment of Debts and Claims, and Release of Liens (Form 106) that payrolls, bills for materials and equipment, and other indebtedness connected with the Work for which the Owner or the Owner's property might be responsible or encumbered (less amounts withheld by Owner) have been paid or otherwise satisfied;
  - 9.10.2.2. a certificate evidencing that insurance required by the Contract Documents to remain in force after final payment is currently in effect and will not be canceled or allowed to expire until at least 30 days' prior written notice has been given to the Owner;
  - 9.10.2.3. a written statement that the Contractor knows of no substantial reason that the insurance will not be renewable to cover the period required by the Contract Documents
  - 9.10.2.4. Consent of Surety Company to Final Payment (Form 103); and,
  - 9.10.2.5. if required by the Owner, other data establishing payment or satisfaction of obligations, such as receipts, releases and waivers of liens, claims, security interests or encumbrances arising out of the Contract, to the extent and in such form as may be designated by the Owner.
- 9.10.3. The Contractor and his surety accepts and assumes responsibility, liability, and costs for and agrees to defend and hold harmless the Owner for and against any and all actions as a result of the Owner making final payment.
- 9.10.4. By submitting any Application for Payment to the Architect/Engineer the Contractor and his surety certify and declare that all bills for materials, supplies, utilities and for all other things furnished or caused to be furnished by the Contractor and all Subcontractors and used in the execution of the Contract will be fully paid upon receipt of Final Payment and that there are no unpaid obligations, liens, claims, security interests, encumbrances, liabilities and/or demands of State Agencies, subcontractors, suppliers, mechanics, laborers or any others resulting from or arising out of any work done, caused to be done or ordered to be done by the Contractor under the contract.
- 9.10.5. In consideration of the prior payments and the final payment made and all payments made for authorized changes, the Contractor releases and forever discharges the Owner from any and all obligations, liens, claims, security interests, encumbrances and/or liabilities arising by virtue of the contract and authorized changes between the parties, either verbal or in writing, and any and all claims and demands of every kind and character whatsoever against the Owner, arising out of or in any way relating to the contract and authorized changes.
- 9.10.6. The date of Final Payment by the Owner shall constitute Final Acceptance of the Work. The determining date for the expiration of the warranty period shall be as specified in Paragraphs 3.5 and 12.2.2.
- 9.10.7. If, after Substantial Completion of the Work, final completion thereof is materially delayed through no fault of the Contractor or by issuance of Change Orders affecting final completion, and the Architect/Engineer so confirms, the Owner shall, upon application by the Contractor and certification by the Architect/Engineer, and without terminating the Contract, make payment of the balance due for that



portion of the Work fully completed and accepted. If the remaining balance for Work not fully completed or corrected is less than retainage stipulated in the Contract Documents, and if bonds have been furnished, the written consent of surety to payment of the balance due for that portion of the Work fully completed and accepted shall be submitted by the Contractor to the Architect/Engineer prior to certification of such payment. Such payment shall be made under terms and conditions governing final payment, except that it shall not constitute a waiver of claims.

9.10.8. The making of final payment shall constitute a waiver of Claims by the Owner except those arising from:

9.10.8.1. liens, Claims, security interests or encumbrances arising out of the Contract and unsettled;

9.10.8.2. failure of the Work to comply with the requirements of the Contract Documents; or,

9.10.8.3. terms of special warranties required by the Contract Documents.

9.10.9. Acceptance of final payment by the Contractor, a Subcontractor, or material supplier, shall constitute a waiver of any and all obligations, liens, claims, security interests, encumbrances and/or liabilities against the Owner except those previously made in writing per the requirements of Paragraph 4.3 and as yet unsettled at the time of submission of the final Application for Payment.

9.10.10. The Owner's issuance of Final Payment does not constitute a waiver or release of any kind regarding any past, current, or future claim the Owner may have against the Contractor and/or the surety.

## **10. ARTICLE 10 – PROTECTION OF PERSONS AND PROPERTY**

### **10.1. SAFETY**

10.1.1. **Importance of Safety.** The Contractor and all Subcontractors (at any tier or level) recognize that safety is paramount at all times. The Contractor shall perform the work in a safe manner with the highest regard for safety of its employees and all other individuals and property at the work site. Contractor shall maintain its tools, equipment, and vehicles in a safe operating condition and take all other actions necessary to provide a safe working environment for performance of work required under this Contract. The Contractor is solely responsible for the means, methods, techniques, sequences and procedures for coordinating and constructing the Work, including all site safety, safety precautions, safety programs, and safety compliance with OSHA and all other governing bodies.

10.1.2. **Particular Safeguards.** (a). The Contractor shall erect and maintain, as required by Paragraphs 10.1.1 and 10.1.3, safeguards for safety and protection, including posting danger signs and other warnings against hazards, installing suitable barriers and lighting, promulgating safety regulations, and providing notification to all parties who may be impacted by the Contractor's operations. (b) When use or storage of explosives or other Hazardous Materials/Substances (defined below) or equipment are necessary for execution of the Work, the Contractor shall exercise utmost care and carry on such activities under supervision of properly qualified personnel. (c) The Contractor shall not encumber or load or permit any part of the construction site to be encumbered or loaded so as to endanger the safety of any person(s).

10.1.3. **Compliance with Safety Laws.** Contractor represents and warrants to Owner that it knows and understands all federal, state and local safety statutes, rules, and regulations (Laws) related to the work under this Contract. Contractor shall comply with these Laws. Contractor shall keep all material data safety sheets on site and available at all times.

10.1.4. **Remedy property damage.** The Contractor shall promptly remedy damage and loss to property caused in whole or in part by the Contractor, a Subcontractor of any tier or level, or anyone employed by any of them, or by anyone for whose acts they may be liable and for which the Contractor is responsible. The foregoing obligations of the Contractor are in addition to the Contractor's obligations under Paragraph 3.18.

10.1.5. **Designation of Safety Representative.** Unless the Contractor designates, in writing to the Owner and the Architect/Engineer, another responsible member of the Contractor's organization as the Safety Representative, the Contractor's superintendent is the Safety Representative. The Safety Representative is defined as that member of the Contractor's organization responsible for all safety under this Contract.

- 10.1.6. **Release/Indemnity of Owner and Architect/Engineer.** The Contractor agrees that the Owner and Architect/Engineer are not responsible for safety at the work site and releases them from all obligations and liability regarding safety at the work site. The Contractor shall indemnify and defend the Owner and the Architect/Engineer against and from all claims, liabilities, fines, penalties, orders, causes of action, judgments, losses, costs and expenses (including but not limited to court costs and reasonable attorney fees), arising from injuries and death to any persons and damage to real and personal property arising from, in connection with, or incidental to Contractor's safety responsibilities under this Contract.

## **10.2. HAZARDOUS MATERIALS/SUBSTANCES**

- 10.2.1. "Hazardous Materials/Substances" means any substance: (a) the presence of which requires investigation, or remediation under any federal, state or local statute, rule, regulation, ordinance, order, policy or common law; (b) that is or becomes defined as "hazardous waste," "hazardous substance," pollutant, or contaminant under any federal, state or local statute, rule, regulation, or ordinance or amendments thereto; (c) that is toxic, explosive, corrosive flammable, or otherwise hazardous and is or becomes regulated by any government authority, agency, board, commission or instrumentality of the United States, the state of Montana or any political subdivision thereof; (d) gasoline, diesel fuel or other petroleum hydrocarbons; (e) containing contains polychlorinated biphenyls (PCBs) or asbestos; or (f) the presence of which causes or threatens to cause a nuisance or trespass on the work site or adjacent property.
- 10.2.2. The Contractor is solely responsible for all compliance with all regulations, requirements, and procedures governing Hazardous Materials/Substances at the Work Site or that Contractor brings on the site. The Contractor is solely responsible for remediation, costs, damages, loss, and/or expenses for all Hazardous Materials/Substances brought to the site. The Contractor shall not and is strictly prohibited from purchasing and/or installing any asbestos-containing materials or products as part of the Work. Should the Contractor do so, the Contractor shall be solely responsible for the immediate remediation and all costs, damages, loss, and/or expenses per Paragraphs 10.1.6, 10.2.2, 10.2.3, and 10.2.4.
- 10.2.3. If the Contractor encounters Hazardous Materials/Substances during the course of the Work, whether or not identified in the Contract Documents, Work, the Contractor agrees that:
- 10.2.3.1. Encountering any Hazardous Materials/Substances during performance of the Work does not necessarily mean a change in conditions has occurred, nor is it evidence that the Contractor is due additional Contract Time or an increase in the Contract Sum. If encountering Hazardous Materials/Substances is determined to be a change in conditions to the Contract Documents, Paragraph 4.3 and Article 7 apply in determining any additional compensation or extension of time claimed by the Contractor.
- 10.2.3.2. The Contractor is solely responsible for securing the Work in accordance with this Article 10 involving any Hazardous Materials/Substances against unlawful, unregulated, or improper intrusion, disturbance, or removal. The Contractor shall implement protections and take protective actions throughout the performance of the Work to prevent exposure to workers, occupants, and contamination of the site or area.
- 10.2.3.3. If the Contractor is unable to or fails to properly secure the Work against unlawful, unregulated, or improper intrusion, disturbance, or removal of Hazardous Materials/Substances, the Contractor shall immediately implement protections and take protective actions, up to and including stopping Work in the area or on the item affected, to prevent exposure to workers, occupants, and contamination of the site or area. The Contractor shall immediately notify the Owner and Architect in writing giving details of the failure and the corrective actions taken. If the condition is an emergency and notice cannot be provided in writing, then Contractor shall orally and immediately notify the Owner and Architect/Engineer of the condition followed by a full written explanation. In an emergency affecting safety of persons or property, the Contractor shall act, at the Contractor's discretion, to prevent threatened damage, injury or loss.
- 10.2.3.4. If the Contractor notifies the Owner and takes precautions in accordance with this Article 10 upon encountering materials/substances suspected of containing asbestos or polychlorinated biphenyls that are unidentified in the Contract Documents, the Owner shall verify if the

unidentified material or substance contains asbestos or polychlorinated biphenyls and shall arrange for the removal or other measures as necessary to allow the Contractor to proceed with the Work. The Contract Time may be extended as appropriate if the Work affected is on the critical path and the Contract Sum shall be increased in the amount of the Contractor's reasonable additional costs as provided in Article 7. Should the Contractor fail to notify the Owner upon encountering asbestos, polychlorinated biphenyls, or materials/substances suspected of containing asbestos or polychlorinated biphenyls, that are unidentified in the Contract Documents, the Contractor is solely responsible for all mitigation in accordance with Paragraphs 10.1.6, 10.2.2, 10.2.3, and 10.2.4.

10.2.4. The Contractor shall indemnify, hold harmless, and defend the Owner from and against all claims, liabilities, fines, penalties, orders, causes of action, judgments, losses, costs and expenses, including but not limited to court costs and reasonable attorneys' fees, arising from, in connection with, or incidental to the Contractor's handling, disposal, encountering, or release of Hazardous Materials/Substances.

### **10.3. UTILITIES**

10.3.1. Underground Utilities: Buried utilities, including, but not limited to, electricity, gas, steam, air, water, telephone, sewer, irrigation, broadband coaxial computer cable, and fiber optic cables are very vulnerable and damage could result in loss of service. The telephone, broadband and fiber optic cables are especially sensitive and the slightest damage to these components will result in disruption of the operations of the campus.

10.3.2. "One Call" must be notified by phone and in writing at least 72 hours (3 business days) prior to digging to arrange and assist in the location of buried utilities in the field. (Dial 811). The Contractor shall mark the boundary of the work area. The boundary area shall be indicated with white paint and white flags. In winter, pink paint and flags will be accepted.

10.3.3. After buried utilities have been located, the Contractor shall be responsible for any utilities damaged while digging. Such responsibility shall include all necessary care including hand digging. Contractor's responsibility shall also include maintaining markings after initial locate. The area for such responsibility, unless otherwise indicated, shall extend 24 inches to either side of the marked center line of a buried utility line.

10.3.4. The Contractor's responsibility shall include repair or replacement of damaged utilities. The Contractor will also be responsible for all costs associated with reterminations and recertification.

10.3.5. Any buried utilities exposed by the operations of the Contractor shall be marked on the plans and adequately protected by the Contractor. If any buried utilities not located are exposed, the Contractor shall immediately contact the Owner and the Architect/Engineer. If, after exposing an unlocated buried utility, the Contractor continues digging without notifying Owner and Architect/Engineer and further damages the utility, the Contractor will be fully and solely responsible.

10.3.6. Damage to irrigation systems during seasons of no irrigation that are not immediately and adequately repaired and tested will require the Contractor to return when the system is in service to complete the repair.

10.3.7. In the event of a planned interruption of any existing utility service, the Contractor shall make arrangements with Owner at least 72 hours (3 business days) in advance. Shutdowns of the broadband or fiber optic cables will normally require 5 working days' notice to the Owner. The Contractor shall bear all costs associated with the interruptions and restorations of service.

## **11. ARTICLE 11 - INSURANCE AND BONDS**

### **11.1. CONTRACTOR'S LIABILITY INSURANCE**

11.1.1. The Contractor shall purchase from and maintain in a company or companies lawfully authorized to do business in the State of Montana with a rating no less than "A-", such insurance as will protect the Contractor from claims set forth below which may arise out of or result from the Contractor's operations under the Contract and for which the Contractor may be legally liable, whether such operations be by the

Contractor or by a Subcontractor or by anyone directly or indirectly employed by any of them, or by anyone for whose acts any of them may be liable:

- 11.1.1.1. claims under workers' compensation, disability benefit and other similar employee benefit acts which are applicable to the Work to be performed;
  - 11.1.1.2. claims for damages because of bodily injury, occupational sickness or disease, or death of the Contractor's employees;
  - 11.1.1.3. claims for damages because of bodily injury, sickness or disease, or death of any person other than the Contractor's employees;
  - 11.1.1.4. claims for damages insured by usual personal injury liability coverage;
  - 11.1.1.5. claims for damages, other than to the Work itself, because of injury to or destruction of tangible property, including loss of use resulting there from;
  - 11.1.1.6. claims for damages because of bodily injury, death of a person or property damage arising out of ownership, maintenance or use of a motor vehicle;
  - 11.1.1.7. claims for bodily injury or property damage arising out of completed operations; and,
  - 11.1.1.8. claims involving contractual liability insurance applicable to the Contractor's obligations under Paragraph 3.18.
- 11.1.2. The insurance required by Subparagraph 11.1.1 shall be written for not less than limits of liability specified in the Contract Documents or required by law, whichever coverage is greater. Coverages, whether written on an occurrence or claims-made basis, shall be maintained without interruption from date of commencement of the Work until termination of any coverage required to be maintained after final payment.
- 11.1.3. Certificates of insurance acceptable to the Owner shall be filed with the Owner prior to commencement of the Work. These certificates and the insurance policies required by this Paragraph 11.1 shall contain a provision that coverages afforded under the policies will not be canceled or allowed to expire at any time prior to Final Acceptance and then not until at least 30 days' prior written notice has been given to the Owner. If any of the foregoing insurance coverages are required to remain in force after final payment, an additional certificate evidencing continuation of such coverage shall be submitted with the final Application for Payment as required by Subparagraph 9.10.2. Information concerning reduction of coverage on account of revised limits or claims paid under the General Aggregate, or both, shall be furnished by the Contractor with reasonable promptness in accordance with the Contractor's information and belief.
- 11.1.4. At the request of the Owner, the Contractor shall provide copies of all insurance policies to the Owner.

## **11.2. INSURANCE, GENERAL REQUIREMENTS**

- 11.2.1. The Contractor shall maintain for the duration of the contract, at its cost and expense, insurance against claims for injuries to persons or damages to property, including contractual liability, which may arise from or in connection with the performance of the Work by the Contractor, its agents, employees, representatives, assigns, or subcontractors. The Contractor is responsible for all deductibles regardless of policy or level of coverage. The Owner reserves the right to demand, and the Contractor agrees to provide, copies of any and all policies at any time.
- 11.2.2. Hold Harmless and Indemnification: The Contractor shall protect, defend, and save the state, its elected and appointed officials, agents, and employees, while acting within the scope of their duties as such, harmless from and against all claims, liabilities, demands, causes of action, and judgments whatsoever (including the cost of defense and reasonable attorney fees): 1) arising in favor of or asserted by third parties on account of damage to property, personal injury, or death which injury, death, or damage; or, 2) arising out of or resulting from performance or failure to perform, or omissions of services, or in any way results from the negligent acts or omissions of the Contractor, its agents, agents, or subcontractors.

- 11.2.3. Contractor's Insurance: insurance required under all sections herein shall be in effect for the duration of the contract that extends through the warranty period. Insurance required herein shall be provided by insurance policies issued only by insurance companies currently authorized to do business in the state of Montana. No Contractor or Sub-contractor shall commence any Work under this contract until all required insurance has been obtained. During the term of this contract, the Contractor shall, not less than thirty days prior to the expiration date of any policy for which a certificate of insurance is required, deliver to the Owner a certificate of insurance with respect to the renewal insurance policy. The Contractor shall furnish one copy of insurance certificates of insurance herein required, which shall specifically set forth evidence of all coverage required by these contract documents and which shall be signed by authorized representatives of the insurance company or companies evidencing that insurance as required herein is in force and will not be canceled, limited or restricted without thirty days' written notice by certified mail to the contractor and the Owner. The Contractor shall furnish to the Owner copies of any endorsements that are subsequently issued amending coverage or limits. Additionally, all certificates shall include the project name and A/E project number.
- 11.2.4. Certificates of Insurance and Endorsements. All certificates of insurance and the additional insured endorsements are to be received by the state prior to issuance of the Notice to Proceed. The contractor is responsible to ensure that all policies and coverages contain the necessary endorsements for the State being listed as an additional insured. The state reserves the right to require complete copies of all insurance policies at any time to verify coverage. The contractor shall notify the state within 30 days of any material change in coverage.

### **11.3. WORKERS' COMPENSATION INSURANCE**

- 11.3.1. The Contractor shall carry **Workers' Compensation Insurance**. Such Workers' Compensation Insurance shall protect the Contractor from claims made by his own employees, the employees of any Sub-contractor, and also claims made by anyone directly or indirectly employed by the Contractor or Sub-contractor. The Contractor shall require each Sub-contractor similarly to provide Workers' Compensation Insurance.

### **11.4. COMMERCIAL GENERAL LIABILITY INSURANCE**

- 11.4.1. Each Contractor shall carry per occurrence coverage **Commercial General Liability Insurance** including coverage for premises; operations; independent contractor's protective; products and completed operations; products and materials stored off-site; broad form property damage and comprehensive automobile liability insurance with not less than the following limits of liability:

11.4.1.1. **\$1,000,000 per occurrence; aggregate limit of \$2,000,000;**

- 11.4.2. The **Commercial General and Automobile Liability Insurance** shall provide coverage for both bodily injury, including accidental death, sickness, disease, occupational sickness or disease, personal injury liability coverage and property damage which may arise out of the work under this contract, or operations incidental thereto, whether such work and operations be by the Contractor or by any Subcontractor or by anyone directly or indirectly employed by the Contractor or by Sub-contractor, or by anyone for whose acts any of them may be liable. The Contractor shall maintain the liability insurance required herein for a period of not less than one year after final payment or anytime the Contractor goes on to the location of the project.
- 11.4.3. The Contractor's liability insurance policies shall list the STATE OF MONTANA as an additional insured. **AN ADDITIONAL INSURED ENDORSEMENT DOCUMENT SHALL BE SUBMITTED WITH THE CERTIFICATES OF INSURANCE.** The STATE OF MONTANA includes its officers, elected and appointed officials, employees and volunteers and political subdivisions thereof. Should the Contractor not be able to list the state as an additional insured, the Contractor shall purchase a per occurrence Owner's/Contractor's Protective Policy (OCP) with the STATE OF MONTANA as the insured party in the same occurrence and aggregate limits as that indicated above for the Contractor's Commercial General Liability Policy.
- 11.4.4. Property damage liability insurance shall be written without any exclusion for injury to or destruction of any building, structure, wires, conduits, pipes, or other property above or below the surface of the ground

arising out of the blasting, explosion, pile driving, excavation, filling, grading or from the moving, shoring, underpinning, raising, or demolition of any building or structure or structural support thereof.

- 11.4.5. The Contractor's insurance coverage shall be PRIMARY insurance as respects the State, its officers, elected and appointed officials, employees and volunteers. Any insurance or self-insurance maintained by the state, its officers, elected and appointed officials, employees and volunteers shall be excess of the Contractor's insurance and shall not contribute to it. NO WAIVERS OF SUBROGATION OR ENDORSEMENTS LIMITING, TRANSFERRING, OR OTHERWISE INDEMNIFYING LIABLE OR RESPONSIBLE PARTIES OF THE CONTRACTOR OR ANY SUBCONTRACTOR WILL BE ACCEPTED.

## **11.5. PROPERTY INSURANCE (ALL RISK)**

- 11.5.1. New Construction (for projects involving new construction): At its sole cost and expense, the contractor shall keep the building and all other improvements on the premises insured throughout the term of the agreement against the following hazards:

11.5.1.1. Loss or damage by fire and such other risks (including earthquake damage for those areas with a shaking level at 10g or above as indicated on the seismic map, <http://rmtd.mt.gov/Portal/62/aboutus/publications/files/NEHRP.pdf> in an amount sufficient to permit such insurance to be written at all times on a replacement cost basis. This may be insured against by attachment of standard form extended coverage endorsement to fire insurance policies. Certificates of Insurance MUST indicate earthquake coverage if coverage is required per the above referenced map.

11.5.1.2. Loss or damage from leakage or sprinkler systems now or hereafter installed in any building on the premises.

11.5.1.3. Loss or damage by explosion of steam boilers, pressure vessels, and oil or gasoline storage tanks, or similar apparatus now or hereafter installed in a building or buildings on the premises.

- 11.5.2. Building Renovation (for projects involving building renovation or remodeling):

11.5.2.1. The contractor shall purchase and maintain Builder's Risk/Installation insurance on a "special causes of loss" form (so called "all risk") for the cost of the work and any subsequent modifications and change orders. The contractor is not responsible for insuring the existing structure for Builder's Risk/Installation insurance.

11.5.2.2. At its sole cost and expense, the contractor shall insure all property construction on the premises throughout the term of the agreement against the following hazards:

11.5.2.2.1. Loss or damage by fire and such other risks (including earthquake damage for those areas with a shaking level at 10g or above as indicated on the seismic map at <http://rmtd.mt.gov/Portal/62/aboutus/publications/files/NEHRP.pdf> in an amount sufficient to permit such insurance to be written at all times on a replacement cost basis. This may be insured against by attachment of standard form extended coverage endorsement to fire policies. Certificates of Insurance MUST indicate earthquake coverage if coverage is required per the above referenced map.

11.5.2.2.2. Loss or damage from leakage or sprinkler systems now or hereafter installed in any building on the premises.

11.5.2.2.3. Loss or damage by explosion of steam boilers, pressure vessels, oil or gasoline storage tanks, or similar apparatus now or hereafter installed in a building or buildings on the premises.

## **11.6. ASBESTOS ABATEMENT INSURANCE**

- 11.6.1. If Asbestos Abatement is identified as part of the Work under this contract, the Contractor or any subcontractor involved in asbestos abatement shall purchase and maintain **Asbestos Liability Insurance** for coverage of bodily injury, sickness, disease, death, damages, claims, errors or omissions regarding the asbestos portion of the work in addition to the CGL Insurance by reason of any negligence

in part or in whole, error or omission committed or alleged to have been committed by the Contractor or anyone for whom the Contractor is legally liable.

- 11.6.2. Such insurance shall be in "per occurrence" form and shall clearly state on the certificate that asbestos work is included in the following limits:

- 11.6.2.1. **\$1,000,000 per occurrence; aggregate limit of \$2,000,000.**

- 11.6.3. Asbestos Liability Insurance as carried by the asbestos abatement subcontractor in these limits in lieu of the Contractor's coverage is acceptable provided the Contractor and the State of Montana are named as additional insureds and that the abatement subcontractor's insurance is PRIMARY as respects both the Owner and the Contractor. If the Contractor or any other subcontractor encounters asbestos, all operations shall be suspended until abatement with the associated air monitoring clearances are accomplished. The certificate of coverage shall be provided by the asbestos abatement subcontractor to both the Contractor and the Owner.

#### **11.7. PERFORMANCE BOND AND LABOR & MATERIAL PAYMENT BOND (BOTH ARE REQUIRED ON THIS PROJECT)**

- 11.7.1. The Contract shall furnish a Performance Bond in the amount of 100% of the contract price as security for the faithful performance of his contract (18-2-201 MCA). The Contractor shall also furnish a Labor and Material Payment Bond in the amount of 100% of the contract price as security for the payment of all persons performing labor and furnishing materials in connection therewith (18-2-201MCA). The bonds shall be executed on forms furnished by the Owner and no other forms or endorsements will be acceptable. The bonds shall be signed in compliance with state statutes (33-17-1111 MCA). Bonds shall be secured from a state licensed bonding company. Power of Attorney is required with each bond. Attorneys-in-fact who sign contract bonds must file with each bond a certified and effectively dated copy of their power of attorney:

- 11.7.1.1. one original copy shall be furnished with each set of bonds.

- 11.7.1.2. Others furnished with a set of bonds may be copies of that original.

- 11.7.2. The Owner reserves the right at any time during the performance of Work to require bonding of Subcontractors provided by the General Contractor. Should this occur, the Owner will cover the direct cost. This shall not be construed as to in any way affect the relationship between the General Contractor and his Subcontractors.

- 11.7.3. Surety must have an endorsement stating that their guarantee of Contractor's performance automatically covers the additional contract time added to a Contractor's contract by Change Order.

- 11.7.4. A change in the Contractor's organization shall not constitute grounds for Surety to claim a discharge of their liability and requires an endorsement from Surety so stating.

- 11.7.5. Except as noted below, the Contractor is required to notify Surety of any increase in the contract amount resulting from a Change Order within 48 hours of signing and submitting a Change Order and shall submit a copy of Surety's written acknowledgment and consent to Owner before a Change Order can be approved. The Surety's written acknowledgment and consent on the Change Order form shall also satisfy this consent requirement.

- 11.7.5.1. Surety consent shall not be required on Change Order(s) which, in the aggregate total amount of all Changes Orders, increase the original contract amount by less than 10%. However, the Contractor is still required to notify Surety of any increase in contract amount resulting from a Change Order(s) within 48 hours of signing and submitting every Change Order.

- 11.7.5.2. Surety is fully obligated to the Owner for the full contract amount, inclusive of all Change Orders, regardless of whether or not written acknowledgement and consent is received and regardless of whether or not the aggregate total of all Change Orders is more or less than 10% of the original contract amount.

11.7.5.3. A fax with hard copy to follow of Surety's written acknowledgment and consent is acceptable. If hard copy is not received by Owner before Application for Payment on any portion or all of said Change Order, it will not be accepted by Owner for payment.

11.7.6. The Surety must take action within 30 days of notice of default on the part of the Contractor or of any claim on bonds made by the Owner or any Subcontractor or supplier.

## **12. ARTICLE 12 - UNCOVERING AND CORRECTION OF WORK**

### **12.1. UNCOVERING OF WORK**

12.1.1. If a portion of the Work is covered contrary to the Architect/Engineer's request or to requirements specifically expressed in the Contract Documents, it must, if required in writing by the Architect/Engineer, be uncovered for the Architect/Engineer's examination and be replaced at the Contractor's expense without change in the Contract Time.

12.1.2. If a portion of the Work has been covered which the Architect/Engineer has not specifically requested to examine prior to it being covered, the Architect/Engineer may request to see such Work and it shall be uncovered by the Contractor. If such Work is in accordance with the Contract Documents, costs of uncovering and replacement shall, by appropriate Change Order, be at the Owner's expense. If such Work is not in accordance with the Contract Documents, correction shall be at the Contractor's expense unless the condition was caused by the Owner or a separate contractor in which event the Owner shall be responsible for payment of such costs.

### **12.2. CORRECTION OF WORK**

#### **12.2.1. BEFORE OR AFTER SUBSTANTIAL COMPLETION**

12.2.1.1. The Contractor shall promptly correct Work that fails to conform to the requirements of the Contract Documents or that is rejected by the Architect/Engineer, whether discovered before or after Substantial Completion and whether or not fabricated, installed or completed. Costs of correcting such rejected Work, including additional testing and inspections and compensation for the Architect/Engineer's services and expenses made necessary thereby, shall be at the Contractor's expense. The Contractor is responsible to discover and correct all defective work and shall not rely upon the Architect/Engineer's or Owner's observations.

12.2.1.2. Rejection and Correction of Work in Progress. During the course of the Work, the Contractor shall inspect and promptly reject any Work that:

12.2.1.2.1. does not conform to the Construction Documents; or,

12.2.1.2.2. does not comply with any applicable law, statute, building code, rule or regulation of any governmental, public and quasi-public authorities, and agencies having jurisdiction over the Project.

12.2.1.3. The Contractor shall promptly correct or require the correction of all rejected Work, whether observed before or after Substantial Completion. The Contractor shall bear all costs of correcting such Work, including additional testing, inspections, and compensation for all services and expenses necessitated by such corrective action.

#### **12.2.2. AFTER SUBSTANTIAL COMPLETION AND AFTER FINAL ACCEPTANCE**

12.2.2.1. In addition to the Contractor's obligations under Paragraph 3.5, if, within one year after the date of Final Acceptance of the Work or designated portion thereof or after the date for commencement of warranties, or by terms of an applicable special warranty required by the Contract Documents, any of the Work is found to be not in accordance with the requirements of the Contract Documents, the Contractor shall correct it promptly after receipt of written notice from the Owner to do so unless the Owner has previously given the Contractor a written acceptance of such condition. The Owner shall give such notice promptly after discovery of the condition. During the one-year period for correction of Work, if the Owner fails to notify the Contractor and give the Contractor an opportunity to make the correction, the Owner waives



the rights to require correction by the Contractor and to make a claim for breach of warranty. If the Contractor fails to correct nonconforming Work within a reasonable time during that period after receipt of notice from the Owner or Architect/Engineer, the Owner may correct it in accordance with Paragraph 2.3.

- 12.2.2.1.1. The Contractor shall remedy any and all deficiencies due to faulty materials or workmanship and pay for any damage to other work resulting there from, which shall appear within the period of Substantial Completion through one (1) year from the date of Final Acceptance in accordance with the terms and conditions of the Contract and with any special guarantees or warranties provided in the Contract Documents. The Owner shall give notice of observed deficiencies with reasonable promptness. All questions, claims or disputes arising under this Article shall be decided by the Architect/Engineer. All manufacturer, product and supplier warranties are in addition to this Contractor warranty.
  - 12.2.2.1.2. The Contractor shall respond within seven (7) days after notice of observed deficiencies has been given and he shall proceed to immediately remedy these deficiencies.
  - 12.2.2.1.3. Should the Contractor fail to respond to the notice or not remedy those deficiencies; the Owner shall have this work corrected at the expense of the Contractor.
  - 12.2.2.1.4. Latent defects shall be in addition to those identified above and shall be the responsibility of the Contractor per the statute of limitations for a written contract (27-2-208 MCA) starting from the date of Final Acceptance.
- 12.2.2.2. The one-year period for correction of Work shall be extended with respect to portions of Work first performed after Substantial Completion by the period of time between Substantial Completion and the actual performance of the Work.
- 12.2.2.3. The one-year period for correction of Work shall not be extended by corrective Work performed by the Contractor pursuant to this Paragraph 12.2.
- 12.2.3. The Contractor shall remove from the site portions of the Work which are not in accordance with the requirements of the Contract Documents and are neither corrected by the Contractor nor accepted by the Owner.
- 12.2.4. The Contractor shall bear the cost of correcting destroyed or damaged construction, whether completed or partially completed, of the Owner or separate contractors caused by the Contractor's correction or removal of Work which is not in accordance with the requirements of the Contract Documents.
- 12.2.5. Nothing contained in this Paragraph 12.2 shall be construed to establish a period of limitation with respect to other obligations which the Contractor might have under the Contract Documents. Establishment of the one-year period for correction of Work as described in Subparagraph 12.2.2 relates only to the specific obligation of the Contractor to correct the Work, and has no relationship to the time within which the obligation to comply with the Contract Documents may be sought to be enforced, nor to the time within which proceedings may be commenced to establish the Contractor's liability with respect to the Contractor's obligations other than specifically to correct the Work.

### **12.3. ACCEPTANCE OF NONCONFORMING WORK**

- 12.3.1. If the Owner prefers to accept Work which is not in accordance with the requirements of the Contract Documents, the Owner may do so instead of requiring its removal and correction, in which case the Contract Sum will be reduced as appropriate and equitable. Such adjustment shall be effected whether or not final payment has been made.

## **13. ARTICLE 13 - MISCELLANEOUS PROVISIONS**

### **13.1. GOVERNING LAW**

- 13.1.1. The Contract shall be governed by the laws of the State of Montana and venue for all legal proceedings shall be the First Judicial District, Lewis & Clark County.

## **13.2. SUCCESSORS AND ASSIGNS**

13.2.1. The Owner and Contractor respectively bind themselves, their partners, successors, assigns and legal representatives to the other party hereto and to partners, successors, assigns and legal representatives of such other party in respect to covenants, agreements and obligations contained in the Contract Documents. Neither party to the Contract shall assign the Contract as a whole without written consent of the other. If either party attempt to make such assignment without such consent, that party shall nevertheless remain legally responsible for all obligations under the Contract.

## **13.3. WRITTEN NOTICE**

13.3.1. Written notice shall be deemed to have been duly served if delivered in person to the individual or a member of the firm or entity or to an officer of the corporation for which it was intended, or if delivered at or sent by registered or certified mail to the last business address known to the party giving notice.

## **13.4. RIGHTS AND REMEDIES**

13.4.1. Duties and obligations imposed by the Contract Documents and rights and remedies available thereunder shall be in addition to and not a limitation of duties, obligations, rights and remedies otherwise imposed or available by law.

13.4.2. No action or failure to act by the Owner, Architect/Engineer or Contractor shall constitute a waiver of a right or duty afforded them under the Contract, nor shall such action or failure to act constitute approval of or acquiescence in a breach thereunder, except as may be specifically agreed in writing.

## **13.5. TESTS AND INSPECTIONS**

13.5.1. Tests, inspections and approvals of portions of the Work required by the Contract Documents or by laws, ordinances, rules, regulations or orders of public authorities having jurisdiction shall be made at an appropriate time. Unless otherwise provided, the Contractor shall make arrangements for such tests, inspections and approvals with an independent testing laboratory or entity acceptable to the Owner, or with the appropriate public authority, and shall bear all related costs of tests, inspections and approvals. The Contractor shall give the Architect/Engineer timely notice of when and where tests and inspections are to be made so that the Architect/Engineer may be present for such procedures. The Owner shall bear costs of tests, inspections or approvals which do not become requirements until after bids are received or negotiations concluded.

13.5.2. If the Architect/Engineer, Owner or public authorities having jurisdiction determine that portions of the Work require additional testing, inspection or approval not included under Subparagraph 13.5.1, the Architect/Engineer will, upon written authorization from the Owner, instruct the Contractor to make arrangements for such additional testing, inspection or approval by an entity acceptable to the Owner, and the Contractor shall give timely notice to the Architect/Engineer of when and where tests and inspections are to be made so that the Architect/Engineer may be present for such procedures. Such costs, except as provided in Subparagraph 13.5.3 shall be at the Owner's expense.

13.5.3. If such procedures for testing, inspection or approval under Subparagraphs 13.5.1 and 13.5.2 reveal failure of the portions of the Work to comply with requirements established by the Contract Documents, all costs made necessary by such failure including those of repeated procedures and compensation for the Architect/Engineer's services and expenses shall be at the Contractor's expense.

13.5.4. Required certificates of testing, inspection or approval shall, unless otherwise required by the Contract Documents, be secured by the Contractor and promptly delivered to the Architect/Engineer.

13.5.5. If the Architect/Engineer is to observe tests, inspections or approvals required by the Contract Documents, the Architect/Engineer will do so promptly and, where practicable, at the normal place of testing.

13.5.6. Tests or inspections conducted pursuant to the Contract Documents shall be made promptly to avoid unreasonable delay in the Work.

## **13.6. INTEREST**

13.6.1. Payments due and unpaid under the Contract Documents shall bear interest from the date payment is due at such rate as the parties may agree upon in writing or, in the absence thereof, at the legal rate prevailing from time to time at the place where the Project is located.

## **13.7. COMMENCEMENT OF STATUTORY LIMITATION PERIOD**

13.7.1. As between the Owner and Contractor:

13.7.1.1. **Before Substantial Completion.** As to acts or failures to act occurring prior to the relevant date of Substantial Completion, any applicable statute of limitations shall commence to run and any alleged cause of action shall be deemed to have accrued in any and all events not later than such date of Substantial Completion;

13.7.1.2. **Between Substantial Completion and Final Certificate for Payment.** As to acts or failures to act occurring subsequent to the relevant date of Substantial Completion and prior to issuance of the final Certificate for Payment, any applicable statute of limitations shall commence to run and any alleged cause of action shall be deemed to have accrued in any and all events not later than the date of issuance of the final Certificate for Payment; and,

13.7.1.3. **After Final Payment.** As to acts or failures to act occurring after the relevant date of issuance of the final Certificate for Payment, any applicable statute of limitations shall commence to run and any alleged cause of action shall be deemed to have accrued in any and all events not later than the date of any act or failure to act by the Contractor pursuant to any Warranty provided under Paragraph 3.5, the date of any correction of the Work or failure to correct the Work by the Contractor under Paragraph 12.2, or the date of actual commission of any other act or failure to perform any duty or obligation by the Contractor or Owner, whichever occurs last.

## **13.8. PAYROLL AND BASIC RECORDS**

13.8.1. Payrolls and basic records pertaining to the project shall be kept on a generally recognized accounting basis and shall be available to the Owner, Legislative Auditor, the Legislative Fiscal Analyst or his authorized representative at mutually convenient times. Accounting records shall be kept by the Contractor for a period of three years after the date of the Owner's Final Acceptance of the Project.

## **14. ARTICLE 14 – TERMINATION OR SUSPENSION OF THE CONTRACT**

### **14.1. TERMINATION BY THE CONTRACTOR**

14.1.1. The Contractor may terminate the Contract if the Work is stopped for a period of 30 consecutive days through no act or fault of the Contractor or a Subcontractor, Sub-subcontractor or their agents or employees or any other persons or entities performing portions of the Work under direct or indirect contract with the Contractor, for any of the following reasons:

14.1.1.1. issuance of an order of a court or other public authority having jurisdiction which requires all Work to be stopped; or,

14.1.1.2. an act of government, such as a declaration of national emergency which requires all Work to be stopped.

14.1.2. The Contractor may terminate the Contract if, through no act or fault of the Contractor or a Subcontractor, Sub-subcontractor or their agents or employees or any other persons or entities performing portions of the Work under direct or indirect contract with the Contractor, repeated suspensions, delays or interruptions of the entire Work by the Owner as described in Paragraph 14.3 constitute in the aggregate more than 100 percent of the total number of days scheduled for completion, or 120 days in any 365-day period, whichever is less.

- 14.1.3. If one of the reasons described in Subparagraph 14.1.1 or 14.1.2 exists, the Contractor may, upon seven days' written notice to the Owner and Architect/Engineer, terminate the Contract and recover from the Owner payment for Work executed and for proven loss with respect to materials, equipment, tools, and construction equipment and machinery, including reasonable overhead and profit but not damages.
- 14.1.4. If the Work is stopped for a period of 60 consecutive days through no act or fault of the Contractor or a Subcontractor or their agents or employees or any other persons performing portions of the Work under contract with the Contractor because the Owner has persistently failed to fulfill the Owner's obligations under the Contract Documents with respect to matters important to the progress of the Work, the Contractor may, upon seven additional days' written notice to the Owner and the Architect/Engineer, terminate the Contract and recover from the Owner as provided in Subparagraph 14.1.3.

## **14.2. TERMINATION BY THE OWNER FOR CAUSE**

- 14.2.1. The Owner may terminate the Contract if the Contractor:
  - 14.2.1.1. persistently or repeatedly refuses or fails to supply enough properly skilled workers or proper materials;
  - 14.2.1.2. fails to make payment to Subcontractors for materials or labor in accordance with the respective agreements between the Contractor and the Subcontractors;
  - 14.2.1.3. persistently disregards laws, ordinances, or rules, regulations or orders of a public authority having jurisdiction; or,
  - 14.2.1.4. otherwise is guilty of any breach of a provision of the Contract Documents.
- 14.2.2. When any of the above reasons exist, the Owner, upon certification by the Architect/Engineer that sufficient cause exists to justify such action, may without prejudice to any other rights or remedies of the Owner and after giving the Contractor and the Contractor's surety, if any, seven days' written notice, terminate employment of the Contractor and may, subject to any prior rights of the surety:
  - 14.2.2.1. take possession of the site and of all materials, equipment, tools, and construction equipment and machinery thereon owned by the Contractor;
  - 14.2.2.2. accept assignment of subcontracts pursuant to Paragraph 5.4; and,
  - 14.2.2.3. finish the Work by whatever reasonable method the Owner may deem expedient. Upon request of the Contractor, the Owner shall furnish to the Contractor a detailed accounting of the costs incurred by the Owner in finishing the Work.
- 14.2.3. When the Owner terminates the Contract for one of the reasons stated in Subparagraph 14.2.1, the Contractor shall not be entitled to receive further payment until the Work is finished.
- 14.2.4. If the unpaid balance of the Contract Sum exceeds costs of finishing the Work, including compensation for the Architect/Engineer's services and expenses made necessary thereby, and other damages incurred by the Owner and not expressly waived, such excess shall be paid to the Contractor. If such costs and damages exceed the unpaid balance, the Contractor shall pay the difference to the Owner. The amount to be paid to the Contractor or Owner, as the case may be, shall be certified by the Architect/Engineer, upon application, and this obligation for payment shall survive termination of the Contract.

## **14.3. SUSPENSION BY THE OWNER FOR CONVENIENCE**

- 14.3.1. The Owner may, without cause, order the Contractor in writing to suspend, delay or interrupt the Work in whole or in part for such period of time as the Owner may determine.
- 14.3.2. The Contract Sum and Contract Time shall be adjusted for increases in the cost and time caused by suspension, delay or interruption as described in Subparagraph 14.3.1. Adjustment of the Contract Sum shall include profit. No adjustment shall be made to the extent:

14.3.2.1. that performance is, was or would have been so suspended, delayed or interrupted by another cause for which the Contractor is responsible; or,

14.3.2.2. that an equitable adjustment is made or denied under another provision of the Contract.

#### **14.4. TERMINATION BY THE OWNER FOR CONVENIENCE**

14.4.1. The Owner may, at any time, terminate the Contract for the Owner's convenience and without cause.

14.4.2. Upon receipt of written notice from the Owner of such termination for the Owner's convenience, the Contractor shall:

14.4.2.1. cease operations as directed by the Owner in the notice;

14.4.2.2. take actions necessary, or that the Owner may direct, for the protection and preservation of the Work, and;

14.4.2.3. except for Work directed to be performed prior to the effective date of termination stated in the notice, terminate all existing subcontracts and purchase orders and enter into no further subcontracts and purchase orders.

14.4.3. In case of such termination for the Owner's convenience, the Contractor shall be entitled to receive payment for Work executed, and costs incurred by reason of such termination, along with reasonable overhead and profit on the Work not executed. The Contractor shall provide a full and complete itemized accounting of all costs.

#### **15. ARTICLE 15 – EQUAL OPPORTUNITY**

**15.1.** The Contractor and all Sub-contractors shall not discriminate against any employee or applicant for employment because of race, color, sex, pregnancy, childbirth or medical conditions related to pregnancy or childbirth, political or religious affiliation or ideas, culture, creed, social origin or condition, genetic information, sexual orientation, gender identity or expression, national origin, ancestry, age, disability, military service or veteran status, or marital status, or physical or mental disability and shall comply with all Federal and State laws concerning fair labor standards and hiring practices. The Contractor shall ensure that applicants are employed, and that employees are treated during employment, without regard to race, color, sex, pregnancy, childbirth or medical conditions related to pregnancy or childbirth, political or religious affiliation or ideas, culture, creed, social origin or condition, genetic information, sexual orientation, gender identity or expression, national origin, ancestry, age, disability, military service or veteran status, or marital status, or physical or mental disability.

**15.2.** Such action shall include, but not be limited to the following: employment, upgrading, demotion or transfer; recruitment or recruitment advertising; layoff or termination; rates of pay or other forms of compensation; and selection for training, including apprenticeship. The Contractor agrees to post in conspicuous places available to employees and applicants for employment, notices setting forth the policies of non-discrimination.

**15.3.** The Contractor and all Sub-contractors shall, in all solicitations or advertisements for employees placed by them or on their behalf, state that all qualified applicants will receive consideration for employment without regard to race, color, sex, pregnancy, childbirth or medical conditions related to pregnancy or childbirth, political or religious affiliation or ideas, culture, creed, social origin or condition, genetic information, sexual orientation, gender identity or expression, national origin, ancestry, age, disability, military service or veteran status, or marital status, or physical or mental disability.

[END OF GENERAL CONDITIONS]

# **SUPPLEMENTAL CONDITIONS OF THE CONTRACT FOR CONSTRUCTION**

(REVISED MARCH 1, 2016)

## **FOR STATE OF MONTANA GENERAL CONDITIONS**

### **ARTICLE 1 – GENERAL PROVISIONS**

#### **1.1 BASIC DEFINITIONS**

##### **1.1.3 SPECIFICATIONS**

**1.1.3.1 ADD:** “Approved”: When used to convey Architect’s/Engineer’s action on Contractor’s submittals, applications, and requests, “approved” is limited to Architect’s/Engineer’s duties and responsibilities as stated in the Conditions of the Contract.

**1.1.3.2 ADD:** “Directed”: A command or instruction by Architect/Engineer. Other terms including “requested,” “authorized,” “selected,” “required,” and “permitted” have the same meaning as “directed.”

**1.1.3.3 ADD:** “Indicated”: Requirements expressed by graphic representations or in written form on Drawings, in Specifications, and in other Contract Documents. Other terms including “shown,” “noted,” “scheduled,” and “specified” have the same meaning as “indicated.”

**1.1.3.4 ADD:** “Regulations”: Laws ordinances, statutes, and lawful orders issued by authorities having jurisdiction, and rules, conventions, and agreements within the construction industry that control performance of the Work.

**1.1.3.5 ADD:** “Furnish”: Supply and deliver to Project site, ready for unloading, unpacking, assembly, installation, and similar operations.

**1.1.3.6 ADD:** “Install”: Operations at Project site including unloading, temporarily shoring, unpacking, assembling, erecting, placing, anchoring, applying, working to dimension, finishing, curing, protecting, cleaning, and similar operations.

**1.1.3.7 ADD:** “Provide”: Furnish and install, complete and ready for the intended use.

**1.1.3.8 ADD:** “Project site”: Space available for performing construction activities. The extent of Project site is shown on Drawings and may or may not be identical with the description of the land or portion of the building on which the Project is to be built.

**1.6.1 Insert** in the sixth line: “All documents which constitute the instruments of service are the property of the Owner.” In lieu of the phrase “Unless otherwise indicated, the Architect/Engineer and the Architect/Engineer’s consultants shall be deemed the authors of them... except as defined in the Owner’s Contract with the Architect/Engineer.”

### **ARTICLE 2 – THE OWNER**

#### **2.1 THE STATE OF MONTANA**

**2.1.1.1 ADD:** The State of Montana includes its officers, elected and approved officials, employees and volunteers, and political subdivisions thereof. The State of Montana and Montana State University are synonymous throughout the contract documents.

### **ARTICLE 3 – THE CONTRACTOR**

#### **3.3 SUPERVISION AND CONSTRUCTION PROCEDURES**

##### **3.3.6 ADD: PRODUCT DELIVERY, STORAGE AND HANDLING**

**3.3.6.1 ADD:** Deliver, store, and handle products using means and methods that will prevent damage, deterioration, and loss, including theft and vandalism. Comply with manufacturer’s written instructions.

**3.3.6.2 ADD: DELIVERY AND HANDLING:**

**3.3.6.2.1 ADD:** Schedule delivery to minimize long-term storage at Project site and to prevent overcrowding of construction spaces.

**3.3.6.2.2 ADD:** Coordinate delivery with installation time to ensure minimum holding time for items that are flammable, hazardous, easily damaged, or sensitive to deterioration, theft, and other losses.

**3.3.6.2.3 ADD:** Deliver products to Project site in an undamaged condition in manufacturer’s original sealed container or other packaging system, complete with labels and instructions for handling, storing, unpacking, protecting, and installing.

**3.3.6.2.4 ADD:** Inspect products on delivery to determine compliance with the Contract Documents and to determine that products are undamaged and property protected.

**3.3.6.3 ADD: STORAGE**

**3.3.6.3.1 ADD:** Store products to allow for inspection and measurement of quantity or counting of units

**3.3.6.3.2 ADD:** Store materials in a manner that will not endanger Project structure.

**3.3.6.3.3 ADD:** Store products that are subject to damage by the elements under cover in a weathertight enclosure above ground, with ventilation adequate to prevent condensation.

**3.3.6.3.4 ADD:** Protect foam plastic from exposure to sunlight, except to extent necessary for period of installation and concealment.

**3.3.6.3.5 ADD:** Comply with product manufacturer’s written instructions for temperature, humidity, ventilation, and weather-protection requirements for storage.

**3.3.6.3.6 ADD:** Protect stored products from damage and liquids from freezing.

**3.10 CONSTRUCTION SCHEDULES**

**3.10.1.1 ADD:** A pre-construction meeting will be held at a time mutually agreed upon by the Owner, Architect/Engineer and Contractor at Campus Planning, Design and Construction, Montana State University, Bozeman, Montana. The contractor shall confirm the Contractor’s Construction Schedule for the Work. Coordination of operating requirements of the affected buildings, and surrounds, schedule of activities and Owner requirements will be discussed, as well as the order in which the Contractor intends to pursue the work. This schedule will be reviewed and must be mutually agreed upon by the Architect, Contractor and Owner.

**3.11 DOCUMENTATION AND AS-BUILT CONDITIONS AT THE SITE**

**3.11.4 ADD:** The contractor shall maintain at the site two (2) construction reference sets of all specifications, drawings, approved shop drawings, change orders and other modifications, addenda, schedules and instructions, in good order.

**3.11.4.1 ADD:** The record drawings shall be two (2) sets of black (or blue) and white prints of the drawings on which the contractor must record all “red line” changes during the course of construction and will include references to change order numbers, field directives, etc., and their dates. This record set shall be maintained separate and apart from documents used for construction reference. This set will be available for review by the project consultant, architect, engineer and MSU project manager at all times.

**3.11.4.2 ADD:** All as-built conditions shall be kept current and the contractor shall not permanently conceal or cover any work until all required information has been recorded.

**3.11.4.3 ADD:** All survey and exterior underground utilities shall be recorded using the spatial reference, Montana State Plane, NAD 83, CORS 96, Lambert Conformal Conic. The National Geodetic Survey publishes NAD 83

coordinates in the metric system (i.e., meters). The conversion factor that should be used to convert between English and metric systems is the international conversion factor of 1 ft. = 0.3048 m. coordinate system.

**3.11.4.4 ADD:** In marking any as-built conditions, the contractor shall ensure that such drawings indicate by measured dimension to building corners or other permanent monuments the exact locations of all piping, conduit or utilities concealed in concrete slabs, behind walls or ceilings or underground. Record drawings shall be made to scale and shall also include exact locations of valves, pull boxes and similar items as required for maintenance or repair service.

**3.11.4.5 ADD:** The contractor shall prepare and maintain a binder with all project warranty information. This will be provided to the project consultant, architect or engineer at final acceptance.

### **3.12.1 DEFINITIONS:**

**3.12.1.4 ADD:** Products: Items obtained for incorporating into the Work, whether purchased for Project or taken from previously purchased stock. The term “product” includes the terms “material,” “equipment,” “system,” and terms of similar intent.

**3.12.1.5 ADD:** Named Products: Items identified by manufacturer’s product name, including make or model number or other designation shown or listed in manufacturer’s published product literature that is current as of date of the Contract Documents.

**3.12.1.6 ADD:** New Products: Items that have not previously been incorporated into another project or facility. Products salvaged or recycled from other projects are not considered new products.

**3.12.1.7 ADD:** Comparable Products: Product that is demonstrated and approved through submittal process to have the indicated qualities related to type, function, dimension, in-service performance, physical properties, appearance, and other characteristics that equal or exceed those of specified product.

**3.12.1.8 ADD:** Basis-of-Design Product Specification: A specification in which a specific manufacturer’s product is named and accompanied by the words “basis-of-design product,” including make or model number or other designation, to establish the significant qualities related to type, function, dimension, in-service performance, physical properties, appearance, and other characteristics for purposes of evaluating comparable products of additional manufacturers named in the specifications.

### **3.13. USE OF SITE**

**3.13.3 ADD:** MSU BOZEMAN Vehicle Regulations state:

“All students, faculty, staff, and visitors must register any motor vehicle they park on the University campus, for any reason. A visitor is anyone not defined as student, staff or faculty.”

All Contractor and Contractor employees shall comply with Montana State University parking regulations. MSU parking permits can be purchased at the Huffman Building at Seventh Avenue and Kagy Boulevard. Contractor should call University Police at 994-2121 for permit information. Violators of MSU Bozeman Vehicle Regulations may be ticketed and towed.

Unless otherwise indicated on the drawings, all Contractor and Contractor employee vehicles on campus shall be parked in designated parking lots. If allowed on the drawings, vehicles to a maximum number stated, may be parked in project site areas designated and shall only be Contractor vehicles with company signs clearly visible. No personal vehicles shall be parked at the project site in any case. If a driver of a vehicle not allowed to be parked at the project site must unload equipment, tools, or materials, the vehicle must be immediately thereafter moved to a designated lot or leave campus. Vehicles parked in the project site, other than those allowed on the drawings, may be ticketed and towed.

Access to the project site shall be only by the route designated on the drawings. In cases where a different route must be used for a specific purpose, permission must be obtained from MSU Facilities Services. In no case will vehicles be used on the Centennial Mall paving. Access routes are for delivery of equipment, tools, and not for parking.



Site staging areas for materials and equipment if permitted, will be designated on the drawings if permitted. If not designated, staging is intended to be in the construction area boundaries. Staged materials and equipment must be secured on the ground surface or in trailers. Site staging areas shall be fenced.

**3.13.4 ADD:** The Contractor shall coordinate his operations with the Owner in order that the Owner will have maximum use of existing facilities surrounding the area of the Work, as agreed upon, at all times during normal working hours. Contractor further agrees to coordinate his operations so as to avoid interference with the Owner's normal operations to as great an extent as possible.

**3.13.5 ADD:** By acceptance of MSU Building Keys the Contractor agrees with the following: University keys are the property of Montana State University. Fabricating, duplicating or modifying University keys is prohibited. Doors must remain locked at all times. The use of these keys to allow unauthorized persons to enter the above areas is prohibited. Loss of any key must be reported immediately to the Director, Office of Facilities Services and University Police, if the loss of keys results in re-keying costs, these costs will be charged to the Contractor. **See attached Estimated Re-Keying Costs per Building.**

**3.13.6 ADD:** The Montana Legislature decreed that the "right to breath smoke-free air has priority over the desire to smoke" (MCA 20-40-102). It is the policy of MSU to promote the health, wellness and safety of all employees, students, guests, visitors, and contractors while on campus. Therefore, the campus will be free of tobacco-use effective August 1, 2012. The use of tobacco (including cigarettes, cigars, pipes, smokeless tobacco and all other tobacco products) by students, faculty, staff, guests, visitors, and contractors is prohibited on all properties owned or leased by MSU.

Littering any university property, whether owned or leased, with the remains of tobacco products is prohibited.

All university employees, students, visitors, guests, and contractors are required to comply with this policy, which shall remain in effect at all times. Refusal to comply with this policy may be cause for disciplinary action in accordance with employee and student conduct policies. Refusal to comply with the policy by visitors, guests and contractors may be grounds for removal from campus. ([http://www2montana.edu/policy/smoking\\_facilities/](http://www2montana.edu/policy/smoking_facilities/))

**3.13.7 ADD:** The Contractor may use the University's toilet facilities only as directed by the Owner.

## **ARTICLE 4 – ADMINISTRATION OF THE CONSTRUCTION CONTRACT**

### **4.6. ARBITRATION**

**4.6.3 Insert** in the second line "the Eighteenth Judicial District, Gallatin County" in lieu of "First Judicial District, Lewis & Clark County."

**4.6.11 ADD:** In responding to a claim brought by a Contractor, the Owner shall have a minimum of forty-five (45) days in which to respond to a revised claim prior to the arbitration hearing.

## **ARTICLE 7 – CHANGES IN WORK**

### **7.2 CHANGE ORDERS**

**7.2.2.1 Insert** the word "maximum" before "5%" and insert the word "maximum" before "10%".

**7.2.2.4 ADD:** Total Change Order markup shall not exceed (cost of the work) x 1.15.

**7.2.3.1 Insert** at the beginning of the first sentence the word "Itemized".

**7.2.3.2 Insert** at the beginning of the first sentence the word "Itemized".

**7.2.3.3 Insert** at the beginning of the first sentence the word "Itemized".

**7.2.3.4 ADD:** The Contractor shall provide a complete description summarizing all work involved.

## **ARTICLE 8 - TIME**

### **8.1. DEFINITIONS**

**8.1.8.1 ADD:** The Owner will issue a written Notice to Proceed on satisfactory receipt of the signed Contract and all required bonds, insurance and other required submittals. Work commenced before receipt of the Notice to Proceed will be entirely at the Contractor's risk.

## **8.2. PROGRESS AND COMPLETION**

**8.2.5 ADD:** Completion of the work within the stated time and/or by the date stated on the Notice to Proceed is of the essence of this Contract and failure to complete, without approved time extension, may be considered default of the Contract. At the time for completion as stated on the Notice to Proceed or as extended by approved change order, if the work is not substantially complete, the Owner may notify the Contractor and the Contractor's surety company in writing of the recourse the Owner intends to take, within the Contract, to assess liquidated damages and /or cause the work to be completed.

## **8.3. DELAYS AND EXTENSIONS OF TIME**

**8.3.4 ADD:** By the act of signing the Contract, the Contractor signifies that he/she and all subcontractors can perform the work within the stated schedule and that subcontractors, manufacturers, suppliers, and deliverers are known to be able to support the schedule. Time extension may be granted for unforeseen conditions or events out of the Contractor's control causing delay in delivery of materials or causing delay in the Contractor's ability to perform the work within the Contract Documents. The Contractor is expected to take all possible measures and bear all reasonable costs in order to anticipate, control, counteract, and expedite such delay-causing conditions, including finding alternative sources of materials, equipment, shipping, and labor. Notification of any claim for schedule delay must be made in writing to the Owner within one week of the causing event or of first knowledge of a known delay causing condition with supporting documentation as required by the Owner. The Owner will respond in writing within one week to claims of delay. No claims of delay will be entertained after the date of completion as stated on the Notice to Proceed or as extended by previously approved delay claims.

## **ARTICLE 9 – PAYMENTS AND COMPLETION**

### **9.3. APPLICATIONS FOR PAYMENT**

**9.3.7.2.1. Insert** in the first line "Schedule of Values" in lieu of "Schedule of Amounts for Contract Payment".

**9.3.7.2.3 ADD:** Subcontractor's List: The Contractor shall list all subcontractors doing work in excess of \$5,000.

### **9.8. SUBSTANTIAL COMPLETION**

**9.8.4.1 ADD:** Prior to the inspection, the Contractor shall complete the final clean-up of the project site which, unless otherwise stated in the Contract Documents, shall consist of:

**9.8.4.1.1** Removal of all debris and waste. All construction debris and waste shall be removed from the campus grounds. Use of the University trash containers will not be permitted.

**9.8.4.1.2** Removal of all stains, smears, marks of any kind from surfaces including existing surfaces if said damage is the result of the work.

**9.8.4.1.3** Removal of all temporary structures and barricades.

### **9.10. FINAL COMPLETION AND FINAL PAYMENT**

**9.10.2.4 Insert** in the first line after the word "(Form 103)": "for contracts greater than or equal to \$25,000"

## **ARTICLE 10 – PROTECTIONS OF PERSONS AND PROPERTY**

### **10.1. SAFETY**

**10.1.2 Insert** in the second line before the word "safeguards": "and as approved by Owner,"

**10.1.2.1 ADD:** The Contractor recognizes that the Work will be conducted in and around buildings and areas that are occupied and will continue to function for the purposes of the University. The Contractor shall conduct a project safety meeting prior to the start of the Work, with the Owner's representative and all others that the Owner's representative deems necessary. The purpose of the meeting shall be to produce project specific rules and guidelines pertaining to but not restricted to: safety of persons in and around the area of the Work including type and location of fencing, guards, signage, etc.; closing of existing campus circulation routes and designation of alternate routes,

including creation of temporary routes of access as required; creation and location of temporary signage as required to maintain accessible routes for handicapped access to and around the site of the Work. The Contractor shall be solely responsible for implementing all required means and methods for site safety and security that may be agreed upon in this meeting.

**10.1.2.2 ADD:** Contractor shall notify Owner any time his operations will disrupt use of and access to existing accessible routes. Contractor is solely responsible for maintaining existing accessible routes in the area of the project with the exception of temporary interruptions lasting one day or less. Contractor is responsible for erecting signage identifying temporary re-routing of accessible routes. Such re-routing shall be coordinated with Owner in advance.

### **10.3. UTILITIES**

**10.3.1 ADD:** Underground Utilities: Buried utilities, including, but not limited to, electricity, gas, steam, air, water, telephone, sewer, irrigation, broadband coaxial computer cable, and fiber optic cables are very vulnerable and damage could result in loss of service. The telephone, broadband and fiber optic cables are especially sensitive and the slightest damage to these components will result in disruption of the operations of the campus.

**10.3.2 ADD:** "One Call" must be notified by phone and in writing at least 72 hours (3 business days) prior to digging to arrange and assist in the location of buried utilities in the field. (Dial 811). The Contractor shall mark the boundary of the work area. The boundary area shall be indicated with white paint and white flags. In winter, pink paint and flags will be accepted.

**10.3.3 ADD:** After buried utilities have been located, the Contractor shall be responsible for any utilities damaged while digging. Such responsibility shall include all necessary care including hand digging. Contractor's responsibility shall also include maintaining markings after initial locate. The area for such responsibility, unless otherwise indicated, shall extend 24 inches to either side of the marked center line of a buried utility line. In cases of multiple or overlapping utilities or inconclusive electronic locating signals, MSU Project Manager may specifically indicate a wider area for Contractor's responsibility.

**10.3.4 ADD:** The Contractor's responsibility shall include repair or replacement of damaged utilities. In the event of damage to the 15 KV electrical distribution system, the broadband or fiber optic cables, repair will consist of replacement from termination to termination. Facilities Services and the MSU Information Technology Center will verify repair and recertification. The Contractor will also be responsible for all costs associated with reterminations and recertification.

**10.3.5 ADD:** Any buried utilities exposed by the operations of the Contractor shall be marked on the plans and adequately protected by the Contractor. If any buried utilities not located are exposed, the Contractor shall immediately contact Facilities Services at the numbers above. If, after exposing an unlocated buried utility, the Contractor continues digging without notifying Facilities Services and further damages the utility, the Contractor will be responsible.

**10.3.6 ADD:** Damage to irrigation systems during seasons of no irrigation that are not immediately and adequately repaired and tested will require the Contractor to return when the system is in service to complete the repair.

**10.3.7 ADD:** In the event of a planned interruption of any existing utility service, the Contractor shall make arrangements with Facilities Services at least 72 hours (3 business days) in advance. Shutdowns of the broadband or fiber optic cables will normally require 5 working days notice to Facilities Services and the Information Technology Center. The Contractor shall bear all costs associated with the interruptions and restorations of service.

**10.3.8 ADD:** The Owner allows the contractor to use the Owner's utilities (water, heat, electricity) services without charge for procedures necessary for the completion of the work.

## **ARTICLE 11 - INSURANCE AND BONDS**

### **11.4. COMMERCIAL GENERAL LIABILITY INSURANCE**

**11.4.1.3. Insert** in the first line after "State of Montana": ", Montana State University".

### **11.7. PERFORMANCE BOND AND LABOR & MATERIAL PAYMENT BOND (BOTH ARE REQUIRED ON THIS PROJECT)**

**11.7.1.** Insert in the first line at the beginning of the sentence "For contracts equal to or greater than \$25,000".

## **11.8. CANCELLATION**

**11.8 ADD** All Certificates shall contain a provision that coverage provided by the policies will not be cancelled without at least thirty (30) days prior notice to the Owner.

## **ARTICLE 13 – MISCELLANEOUS PROVISIONS**

### **13.1. GOVERNING LAW**

**13.1.1. Insert** in the second line “The Eighteenth Judicial District, Gallatin County” in lieu of “First Judicial District, Lewis and Clark County”.

### **13.9 EMERGENCY AND PUBLIC SAFETY**

**ADD:** Montana State University has an Emergency and Public Safety Alert System that warns the campus community in the event of an emergency or public safety event. Because contractors, consultants, and vendors are considered members of the campus community when working on campus, they must be familiar with the alert system and understand when the system is used. Montana State University requires all contractors, consultants, vendors, and their employees working on or entering the MSU-Bozeman campus to register for the Emergency and Public Safety Alert System. The link to register is: <http://www.montana.edu/msualert/>.

**END OF SUPPLEMENTARY GENERAL CONDITIONS**

### Cost Estimate to Re-key Buildings

Building	Core #	Cut keys	Budget
AJM Johnson	112	448	\$13,000.00
Animal BioScience	109	436	\$13,000.00
ARC	122	488	\$14,000.00
Athletics (Fieldhouse etc.)	500	2,000	\$52,000.00
Cheever Hall	136	544	\$18,000.00
Chem Building	229	916	\$30,000.00
Chem Modular	16	64	\$3,000.00
Cobleigh Hall	380	1,520	\$41,000.00
Cooley Lab	99	396	\$12,000.00
Creative Arts Complex	368	1,472	\$50,000.00
Culbertson Hall	171	684	\$23,000.00
Haynes Hall	113	452	\$16,000.00
Howard Hall	119	476	\$16,000.00
Huffman	39	156	\$6,000.00
EPS	408	1,632	\$45,000.00
EPS Complex	928	3,712	\$106,000.00
Gaines Hall	175	700	\$23,000.00
Grad Art	6	24	\$2,000.00
Hamilton Hall	99	396	\$16,000.00
Heat Plant	17	68	\$3,000.00
Herrick Hall	118	472	\$16,000.00
Kellog Center	35	140	\$5,000.00
Leon Johnson Hall	313	1,252	\$37,000.00
Lewis Hall	163	652	\$21,000.00
Linfield Hall	295	1,180	\$34,000.00
Marga Hosaeus	134	536	\$18,000.00
Marsh Lab	187	748	\$24,000.00
McCall Hall	52	208	\$9,000.00
Molecular Bean	5	20	\$2,000.00
Montana Hall	156	624	\$22,000.00
Museum of the Rockies	166	664	\$25,000.00
OutDoor Rec	16	64	\$3,000.00
Plant BioScience	112	448	\$16,000.00
Plant Growth	152	608	\$20,000.00
Reid Hall	302	1,208	\$36,000.00
Renne Library	255	1,020	\$32,000.00
Roberts Hall	140	560	\$20,000.00
Romney	98	392	\$15,000.00
Swingle Health Center	137	548	\$18,000.00
Taylor Hall	56	224	\$10,000.00
Traphagen Hall	148	592	\$21,000.00
Univ. Record Storage	9	36	\$2,000.00
VisComm (Black Box)	144	576	\$21,000.00
Wilson Hall	325	1,300	\$38,000.00
Mech Room	501	2,004	\$30,000.00

**PROJECT CLOSEOUT CHECKLIST**

PROJECT TITLE: \_\_\_\_\_ PPA No. \_\_\_\_\_  
 CONTRACTOR: \_\_\_\_\_ DATE: \_\_\_\_\_  
 CONSULTANT \_\_\_\_\_

*\*\* In absence of a Consultant, responsibilities will be determined at Pre-construction meeting*

*To be submitted with Application of Final Payment*

Contract Requirements	Date PM Verified	Date Completed	Required Documentation:
			Final application for payment (all contracts)
			Certificate of Substantial Completion - MSU Form 107 (over \$25K)
			Certificate of Final Acceptance - MSU Form118 (over \$25K)
			Consent of Surety to final payment MSU Form103 (if over \$25K)

*To be submitted with Application of Final Payment*

MSU PM			Verification of All Change Orders & Final Amounts with Contract amounts
--------	--	--	---

*Contractor to submit all deliverables to the Consultant  
To be submitted with Application of Final Payment*

Contractor Requirements	Date PM Verified	Date Completed	Required Documentation:
			Final walk through and instructions to Owner
			As-built "red lined" drawings (PDF Color Scan of Redlined Construction Set)
			Complete set of project shop drawings/Product Data (3Sets)
			Demonstration & Training
			City of Bozeman Building Permits: <input type="checkbox"/> Fire Suppression test & Certificate <input type="checkbox"/> Fire Alarm test & Certificate <input type="checkbox"/> Elevator Inspection <input type="checkbox"/> Plumbing & HVAC test & Inspection <input type="checkbox"/> Electrical Inspection <input type="checkbox"/> Temporary certificate of occupancy <input type="checkbox"/> Final certificate of occupancy
			Final project inspection
			Notification of completion of punch list
			Copy of warranty Binder

Contractor Signature \_\_\_\_\_

Consultant Signature \_\_\_\_\_

*Submit at Record Document Stage/Consultant shall submit Contractor Deliverables to Owner*

Consultant Requirements	Date PM Verified	Date Completed	Required Documentation:
			<u>Operation &amp; Maintenance Manuals</u> : including warranties or guarantees for all equipment (1 copy each – PDF & Paper): <input type="checkbox"/> HVAC <input type="checkbox"/> Plumbing <input type="checkbox"/> Electrical <input type="checkbox"/> Elevator <input type="checkbox"/> Fire Alarm <input type="checkbox"/> Roof <input type="checkbox"/> Project Manual (Divisions 1-13)

Consultant Signature \_\_\_\_\_

Project Manager \_\_\_\_\_

**MONTANA  
PREVAILING WAGE RATES FOR BUILDING CONSTRUCTION SERVICES 2020**

**Effective: January 2, 2020**

**Steve Bullock, Governor  
*State of Montana***

**Galen Hollenbaugh, Commissioner  
*Department of Labor and Industry***

To obtain copies of prevailing wage rate schedules, or for information relating to public works projects and payment of prevailing wage rates, visit ERD at [www.mtwagehourbopa.com](http://www.mtwagehourbopa.com) or contact:

Employment Relations Division  
Montana Department of Labor and Industry  
P. O. Box 201503  
Helena, MT 59620-1503  
Phone 406-444-6543

**The department welcomes questions, comments, and suggestions from the public. In addition, we'll do our best to provide information in an accessible format, upon request, in compliance with the Americans with Disabilities Act.**

**MONTANA PREVAILING WAGE REQUIREMENTS**

The Commissioner of the Department of Labor and Industry, in accordance with Sections 18-2-401 and 18-2-402 of the Montana Code Annotated (MCA), has determined the standard prevailing rate of wages for the occupations listed in this publication.

The wages specified herein control the prevailing rate of wages for the purposes of Section 18-2-401, et seq., MCA. It is required each employer pay (as a minimum) the rate of wages, including fringe benefits, travel allowance, zone pay and per diem applicable to the district in which the work is being performed as provided in the attached wage determinations.

All Montana Prevailing Wage Rates are available on the internet at [www.mtwagehourbopa.com](http://www.mtwagehourbopa.com) or by contacting the department at (406) 444-6543.

In addition, this publication provides general information concerning compliance with Montana's Prevailing Wage Law and the payment of prevailing wages. For detailed compliance information relating to public works contracts and payment of prevailing wage rates, please consult the regulations on the internet at [www.mtwagehourbopa.com](http://www.mtwagehourbopa.com) or contact the department at (406) 444-6543.

GALEN HOLLENBAUGH  
Commissioner  
Department of Labor and Industry  
State of Montana

## TABLE OF CONTENTS

### MONTANA PREVAILING WAGE REQUIREMENTS:

A. Date of Publication .....	3
B. Definition of Building Construction .....	3
C. Definition of Public Works Contract .....	3
D. Prevailing Wage Schedule .....	3
E. Rates to Use for Projects .....	3
F. Wage Rate Adjustments for Multiyear Contracts .....	3
G. Fringe Benefits .....	4
H. Prevailing Wage Districts .....	4
I. Dispatch City .....	5
J. Zone Pay .....	5
K. Computing Travel Benefits .....	5
L. Per Diem .....	5
M. Apprentices .....	5
N. Posting Notice of Prevailing Wages .....	5
O. Employment Preference .....	5
P. Projects of a Mixed Nature .....	6
Q. Occupations Definitions Website .....	6
R. Welder Rates .....	6
S. Foreman Rates .....	6

### WAGE RATES:

BOILERMAKERS .....	7
BRICK, BLOCK, AND STONE MASONS .....	7
CARPENTERS .....	7
CARPET INTALLERS .....	8
CEMENT MASONS AND CONCRETE FINISHERS .....	8
CONSTRUCTION EQUIPMENT OPERATORS .....	8
OPERATORS GROUP 1 .....	9
OPERATORS GROUP 2 .....	9
OPERATORS GROUP 3 .....	10
OPERATORS GROUP 4 .....	10
OPERATORS GROUP 5 .....	10
OPERATORS GROUP 6 .....	10
OPERATORS GROUP 7 .....	11
CONSTRUCTION LABORERS .....	11
LABORERS GROUP 1 .....	11
LABORERS GROUP 2 .....	12
LABORERS GROUP 3 .....	12
LABORERS GROUP 4 .....	12
DRYWALL APPLICATORS .....	12
ELECTRICIANS: INCLUDING BUILDING AUTOMATION CONTROL .....	13
ELEVATOR CONSTRUCTORS .....	14
FLOOR LAYERS .....	14
GLAZIERS .....	14
HEATING AND AIR CONDITIONING .....	14
INSULATION WORKERS - MECHANICAL (HEAT AND FROST) .....	15
IRONWORKERS - STRUCTURAL STEEL AND REBAR PLACERS .....	15
MILLWRIGHTS .....	15
PAINTERS: INCLUDING PAPERHANGERS .....	16
PILE BUCKS .....	16
PLASTERERS .....	16
PLUMBERS, PIPEFITTERS, AND STEAMFITTERS .....	17
ROOFERS .....	18
SHEET METAL WORKERS .....	18
SOLAR PHOTOVOLTAIC INSTALLERS .....	19
SPRINKLER FITTERS .....	20
TAPERS .....	20
TEAMSTERS GROUP 2 .....	21
TELECOMMUNICATIONS EQUIPMENT INSTALLERS .....	21
TERRAZZO WORKERS AND FINISHERS .....	21
TILE AND STONE SETTERS .....	22



## **A. Date of Publication January 2, 2020**

## **B. Definition of Building Construction**

For the purposes of Prevailing Wage, the Commissioner of Labor and Industry has determined that building construction occupations are defined to be those performed by a person engaged in a recognized trade or craft, or any skilled, semi-skilled, or unskilled manual labor related to the construction, alteration, or repair of a public building or facility, and does not include engineering, superintendence, management, office or clerical work.

The Administrative Rules of Montana (ARM), 24.17.501(2) – 2(a), states *“Building construction projects generally are the constructions of sheltered enclosures with walk-in access for housing persons, machinery, equipment, or supplies. It includes all construction of such structures, incidental installation of utilities and equipment, both above and below grade level, as well as incidental grading, utilities and paving.”*

*Examples of building construction include, but are not limited to, alterations and additions to buildings, apartment buildings (5 stories and above), arenas (closed), auditoriums, automobile parking garages, banks and financial buildings, barracks, churches, city halls, civic centers, commercial buildings, court houses, detention facilities, dormitories, farm buildings, fire stations, hospitals, hotels, industrial buildings, institutional buildings, libraries, mausoleums, motels, museums, nursing and convalescent facilities, office buildings, out-patient clinics, passenger and freight terminal buildings, police stations, post offices, power plants, prefabricated buildings, remodeling buildings, renovating buildings, repairing buildings, restaurants, schools, service stations, shopping centers, stores, subway stations, theaters, warehouses, water and sewage treatment plants (buildings only), etc.”*

## **C. Definition of Public Works Contract**

Section 18-2-401(11)(a), MCA defines “public works contract” as *“...a contract for construction services let by the state, county, municipality, school district, or political subdivision or for nonconstruction services let by the state, county, municipality, or political subdivision in which the total cost of the contract is in excess of \$25,000...”*.

## **D. Prevailing Wage Schedule**

This publication covers only Building Construction occupations and rates. These rates will remain in effect until superseded by a more current publication. Current prevailing wage rate schedules for Heavy Construction, Highway Construction, and Nonconstruction Services occupations can be found on the internet at [www.mtwagehoubopa.com](http://www.mtwagehoubopa.com) or by contacting the department at (406) 444-6543.

## **E. Rates to Use for Projects**

ARM, 24.17.127(1)(c), states *“The wage rates applicable to a particular public works project are those in effect at the time the bid specifications are advertised.”*

## **F. Wage Rate Adjustments for Multiyear Contracts**

Section 18-2-417, MCA states:

*“(1) Any public works contract that by the terms of the original contract calls for more than 30 months to fully perform must include a provision to adjust, as provided in subsection (2), the standard prevailing rate of wages to be paid to the workers performing the contract.*

*(2) The standard prevailing rate of wages paid to workers under a contract subject to this section must be adjusted 12 months after the date of the award of the public works contract. The amount of the adjustment must be a 3% increase. The adjustment must be made and applied every 12 months for the term of the contract.*

*(3) Any increase in the standard rate of prevailing wages for workers under this section is the sole responsibility of the contractor and any subcontractors and not the contracting agency.”*

## G. Fringe Benefits

Section 18-2-412, MCA states:

“(1) To fulfill the obligation...a contractor or subcontractor may:

(a) pay the amount of fringe benefits and the basic hourly rate of pay that is part of the standard prevailing rate of wages directly to the worker or employee in cash;

(b) make an irrevocable contribution to a trustee or a third person pursuant to a fringe benefit fund, plan, or program that meets the requirements of the Employee Retirement Income Security Act of 1974 or that is a bona fide program approved by the U. S. department of labor; or

(c) make payments using any combination of methods set forth in subsections (1)(a) and (1)(b) so that the aggregate of payments and contributions is not less than the standard prevailing rate of wages, including fringe benefits and travel allowances, applicable to the district for the particular type of work being performed.

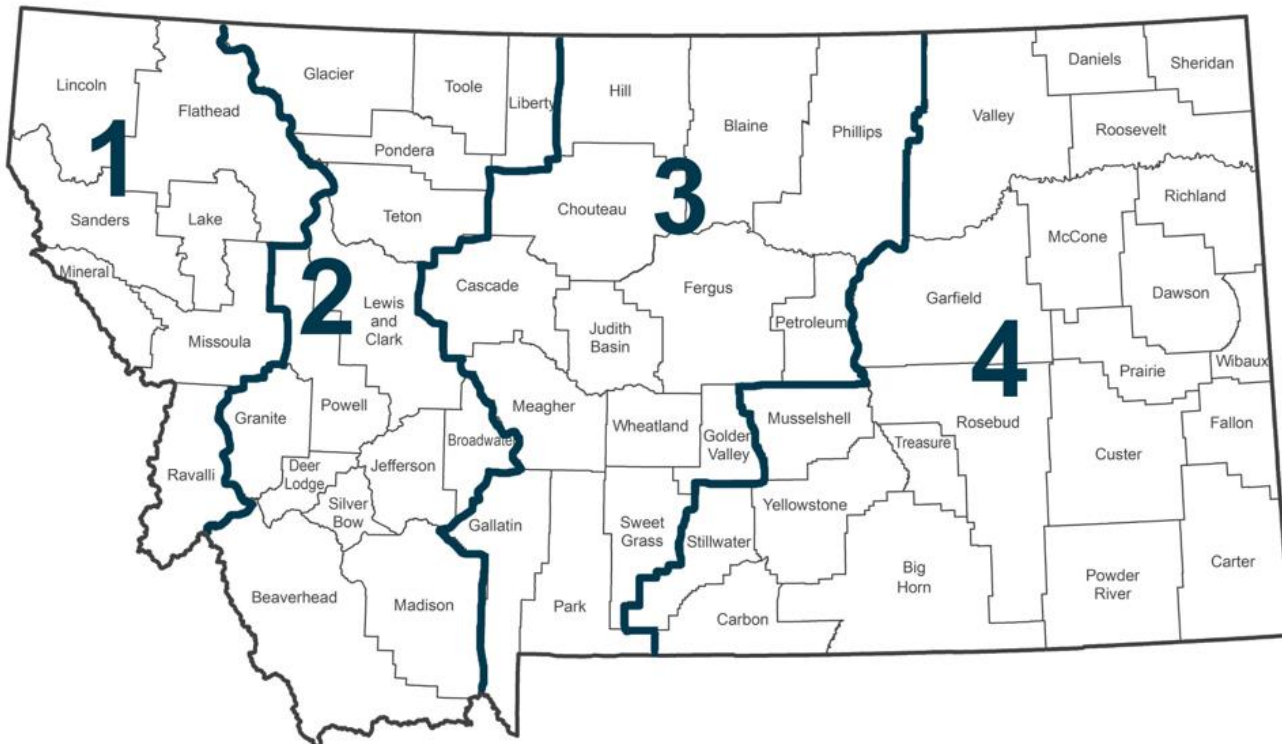
(2) The fringe benefit fund, plan, or program described in subsection (1)(b) must provide benefits to workers or employees for health care, pensions on retirement or death, life insurance, disability and sickness insurance, or bona fide programs that meet the requirements of the Employee Retirement Income Security Act of 1974 or that are approved by the U. S. department of labor.”

Fringe benefits are paid for all hours worked (straight time and overtime hours). However, fringe benefits are not to be considered a part of the hourly rate of pay for calculating overtime, unless there is a collectively bargained agreement in effect that specifies otherwise.

## H. Prevailing Wage Districts

Montana counties are aggregated into 4 districts for the purpose of prevailing wage. The prevailing wage districts are composed of the following counties:

### Montana Prevailing Wage Districts



## **I. Dispatch City**

ARM, 24.17.103(11), defines dispatch city as “...*the courthouse in the city from the following list which is closest to the center of the job: Billings, Bozeman, Butte, Great Falls, Helena, Kalispell, and Missoula.*” A dispatch city shall be considered the point of origin only for jobs within the counties identified in that district (as shown below):

**District 1 – Kalispell and Missoula:** includes Flathead, Lake, Lincoln, Mineral, Missoula, Ravalli, and Sanders;

**District 2 – Butte and Helena:** includes Beaverhead, Broadwater, Deer Lodge, Glacier, Granite, Jefferson, Lewis and Clark, Liberty, Madison, Pondera, Powell, Silver Bow, Teton, and Toole;

**District 3 – Bozeman and Great Falls:** includes Blaine, Cascade, Chouteau, Fergus, Gallatin, Golden Valley, Hill, Judith Basin, Meagher, Park, Petroleum, Phillips, Sweet Grass, and Wheatland;

**District 4 – Billings:** includes Big Horn, Carbon, Carter, Custer, Daniels, Dawson, Fallon, Garfield, McCone, Musselshell, Powder River, Prairie, Richland, Roosevelt, Rosebud, Sheridan, Stillwater, Treasure, Valley, Wibaux, and Yellowstone.

## **J. Zone Pay**

Zone pay is not travel pay. ARM, 24.17.103(24), defines zone pay as “...*an amount added to the base pay; the combined sum then becomes the new base wage rate to be paid for all hours worked on the project. Zone pay must be determined by measuring the road miles one way over the shortest practical maintained route from the dispatch city to the center of the job.*” See section I above for a list of dispatch cities.

## **K. Computing Travel Benefits**

ARM, 24.17.103(22), states “ ‘*Travel pay, ’ also referred to as ‘travel allowance, ’ is and must be paid for travel both to and from the job site, except those with special provisions listed under the classification. The rate is determined by measuring the road miles one direction over the shortest practical maintained route from the dispatch city or the employee's home, whichever is closer, to the center of the job.*” See section I above for a list of dispatch cities.

## **L. Per Diem**

ARM, 24.17.103(18), states “ ‘*Per diem ’ typically covers costs associated with board and lodging expenses. Per diem is paid when an employee is required to work at a location outside the daily commuting distance and is required to stay at that location overnight or longer.*”

## **M. Apprentices**

Wage rates for apprentices registered in approved federal or state apprenticeship programs are contained in those programs. Additionally, Section 18-2-416(2), MCA states “...*The full amount of any applicable fringe benefits must be paid to the apprentice while the apprentice is working on the public works contract.*” Apprentices not registered in approved federal or state apprenticeship programs will be paid the appropriate journey level prevailing wage rate when working on a public works contract.

## **N. Posting Notice of Prevailing Wages**

Section 18-2-406, MCA provides that contractors, subcontractors and employers who are “...*performing work or providing construction services under public works contracts, as provided in this part, shall post in a prominent and accessible site on the project or staging area, not later than the first day of work and continuing for the entire duration of the project, a legible statement of all wages and fringe benefits to be paid to the employees.*”

## **O. Employment Preference**

Sections 18-2-403 and 18-2-409, MCA requires contractors to give preference to the employment of bona fide Montana residents in the performance of work on public works contracts.

## **P. Projects of a Mixed Nature**

Section 18-2-408, MCA states:

*“(1) The contracting agency shall determine, based on the preponderance of labor hours to be worked, whether the public works construction services project is classified as a highway construction project, a heavy construction project, or a building construction project.*

*“(2) Once the project has been classified, employees in each trade classification who are working on that project must be paid at the rate for that project classification”*

## **Q. Occupations Definitions**

You can find definitions for these occupations on the following Bureau of Labor Statistics website:

[http://www.bls.gov/oes/current/oes\\_stru.htm](http://www.bls.gov/oes/current/oes_stru.htm)

## **R. Welder Rates**

Welders receive the rate prescribed for the craft performing an operation to which welding is incidental.

## **S. Foreman Rates**

Rates are no longer set for foremen. However, if a foreman performs journey level work, the foreman must be paid at least the journey level rate.

# WAGE RATES

## BOILERMAKERS

	<b>Wage</b>	<b>Benefit</b>
District 1	\$33.17	\$30.88
District 2	\$33.17	\$30.88
District 3	\$33.17	\$30.88
District 4	\$33.17	\$30.88

### Duties Include:

Construct, assemble, maintain, and repair stationary steam boilers, boiler house auxiliaries, process vessels, and pressure vessels.

### Travel:

#### All Districts

0-120 mi. free zone

>120 mi. federal mileage rate/mi.

### Special Provision:

Travel is paid only at the beginning and end of the job.

### Per Diem:

#### All Districts

0-70 mi. free zone

>70-120 mi. \$65.00/day

>120 mi. \$80.00/day

[↑ Back to Table of Contents](#)

## BRICK, BLOCK, AND STONE MASONS

	<b>Wage</b>	<b>Benefit</b>
District 1	\$28.71	\$14.96
District 2	\$28.71	\$14.96
District 3	\$28.71	\$14.96
District 4	\$28.71	\$14.96

### Travel:

#### All Districts

0-45 mi. free zone

>45-60 mi. \$32.50/day

>60-90 mi. \$62.00/day

>90 mi. \$75.00/day

[↑ Back to Table of Contents](#)

## CARPENTERS

	<b>Wage</b>	<b>Benefit</b>
District 1	\$24.00	\$13.57
District 2	\$24.00	\$13.86
District 3	\$24.00	\$13.57
District 4	\$24.00	\$13.57

### Zone Pay:

#### All Districts

0-30 mi. free zone

>30-60 mi. base pay + \$4.00/hr.

>60 mi. base pay + \$6.00/hr.

### Duties Include:

Install roll and batt insulation, and hardwood floors.

[↑ Back to Table of Contents](#)

## CARPET INSTALLERS

### No Rate Established

#### Duties Include:

Lay and install carpet from rolls or blocks on floors.  
Install padding and trim flooring materials.

### Travel and Per Diem:

#### All Districts

No travel or per diem established.

[↑ Back to Table of Contents](#)

## CEMENT MASONS AND CONCRETE FINISHERS

	<b>Wage</b>	<b>Benefit</b>
District 1	\$22.85	\$12.64
District 2	\$22.85	\$12.64
District 3	\$22.85	\$12.64
District 4	\$22.85	\$12.64

#### Duties Include:

Smooth and finish surfaces of poured concrete, such as floors, walks, sidewalks, or curbs. Align forms for sidewalks, curbs, or gutters.

### Zone Pay:

#### All Districts

0-30 mi. free zone

>30-60 mi. base pay + \$2.95/hr.

>60 mi. base pay + \$4.75/hr.

[↑ Back to Table of Contents](#)

## CONSTRUCTION EQUIPMENT OPERATORS GROUP 1

	<b>Wage</b>	<b>Benefit</b>
District 1	\$27.91	\$13.55
District 2	\$27.91	\$13.55
District 3	\$27.91	\$13.55
District 4	\$27.91	\$13.55

#### This group includes but is not limited to:

Air Compressor; Auto Fine Grader; Belt Finishing; Boring Machine (Small); Cement Silo; Crane, A-Frame Truck Crane; Crusher Conveyor; DW-10, 15, and 20 Tractor Roller; Farm Tractor; Forklift; Form Grader; Front-End Loader, under 1 cu. yd; Oiler, Heavy Duty Drills; Herman Nelson Heater; Mucking Machine; Oiler, All Except Cranes/Shovels; Pumpman.

### Zone Pay:

#### All Districts

0-30 mi. free zone

>30-60 mi. base pay + \$3.50/hr.

>60 mi. base pay + \$5.50/hr.

[↑ Back to Table of Contents](#)

## CONSTRUCTION EQUIPMENT OPERATORS GROUP 2

	<b>Wage</b>	<b>Benefit</b>
District 1	\$28.70	\$13.55
District 2	\$28.70	\$13.55
District 3	\$28.70	\$13.55
District 4	\$28.70	\$13.55

**Zone Pay:**  
**All Districts**  
 0-30 mi. free zone  
 >30-60 mi. base pay + \$3.50/hr.  
 >60 mi. base pay + \$5.50/hr.

**This group includes but is not limited to:**

Air Doctor; Backhoe\Excavator\Shovel, up to and incl. 3 cu. yds; Bit Grinder; Bituminous Paving Travel Plant; Boring Machine, Large; Broom, Self-Propelled; Concrete Travel Batcher; Concrete Float & Spreader; Concrete Bucket Dispatcher; Concrete Finish Machine; Concrete Conveyor; Distributor; Dozer, Rubber-Tired, Push, & Side Boom; Elevating Grader\Gradall; Field Equipment Serviceman; Front-End Loader, 1 cu. yd up to and incl. 5 cu. yds; Grade Setter; Heavy Duty Drills, All Types; Hoist\Tugger, All; Hydralift Forklifts & Similar; Industrial Locomotive; Motor Patrol (except finish); Mountain Skidder; Oiler, Cranes\Shovels; Pavement Breaker, EMSCO; Power Saw, Self-Propelled; Pugmill; Pumpcrete\Grout Machine; Punch Truck; Roller, other than Asphalt; Roller, Sheepsfoot (Self-Propelled); Roller, 25 tons and over; Ross Carrier; Rotomill, under 6 ft; Trenching Machine; Washing /Screening Plant.

[↑ Back to Table of Contents](#)

## CONSTRUCTION EQUIPMENT OPERATORS GROUP 3

	<b>Wage</b>	<b>Benefit</b>
District 1	\$29.45	\$13.55
District 2	\$29.45	\$13.55
District 3	\$29.45	\$13.55
District 4	\$29.45	\$13.55

**Zone Pay:**  
**All Districts**  
 0-30 mi. free zone  
 >30-60 mi. base pay + \$3.50/hr.  
 >60 mi. base pay + \$5.50/hr.

**This group includes but is not limited to:**

Asphalt Paving Machine; Asphalt Screed; Backhoe\Excavator\Shovel, over 3 cu. yds; Cableway Highline; Concrete Batch Plant; Concrete Curing Machine; Concrete Pump; Cranes, Creter; Cranes, Electric Overhead; Cranes, 24 tons and under; Curb Machine\Slip Form Paver; Finish Dozer; Front-End Loader, over 5 cu. yds; Mechanic\Welder; Pioneer Dozer; Roller Asphalt (Breakdown & Finish); Rotomill, over 6 ft; Scraper, Single, Twin, or Pulling Belly-Dump; YO-YO Cat.

[↑ Back to Table of Contents](#)

## CONSTRUCTION EQUIPMENT OPERATORS GROUP 4

	<b>Wage</b>	<b>Benefit</b>
District 1	\$30.45	\$13.55
District 2	\$30.45	\$13.55
District 3	\$30.45	\$13.55
District 4	\$30.45	\$13.55

**Zone Pay:**  
**All Districts**  
0-30 mi. free zone  
>30-60 mi. base pay + \$3.50/hr.  
>60 mi. base pay + \$5.50/hr.

**This group includes but is not limited to:**

Asphalt\Hot Plant Operator; Cranes, 25 tons up to and incl. 44 tons; Crusher Operator; Finish Motor Patrol; Finish Scraper.

[↑ Back to Table of Contents](#)

## CONSTRUCTION EQUIPMENT OPERATORS GROUP 5

	<b>Wage</b>	<b>Benefit</b>
District 1	\$31.45	\$13.55
District 2	\$31.45	\$13.55
District 3	\$31.45	\$13.55
District 4	\$31.45	\$13.55

**Zone Pay:**  
**All Districts**  
0-30 mi. free zone  
>30-60 mi. base pay + \$3.50/hr.  
>60 mi. base pay + \$5.50/hr.

**This group includes but is not limited to:**

Cranes, 45 tons up to and incl. 74 tons.

[↑ Back to Table of Contents](#)

## CONSTRUCTION EQUIPMENT OPERATORS GROUP 6

	<b>Wage</b>	<b>Benefit</b>
District 1	\$32.45	\$13.55
District 2	\$32.45	\$13.55
District 3	\$32.45	\$13.55
District 4	\$32.45	\$13.55

**Zone Pay:**  
**All Districts**  
0-30 mi. free zone  
>30-60 mi. base pay + \$3.50/hr.  
>60 mi. base pay + \$5.50/hr.

**This group includes but is not limited to:**

Cranes, 75 tons up to and incl. 149 tons; Cranes, Whirley (All).

[↑ Back to Table of Contents](#)



## CONSTRUCTION EQUIPMENT OPERATORS GROUP 7

	<b>Wage</b>	<b>Benefit</b>
District 1	\$33.45	\$13.55
District 2	\$33.45	\$13.55
District 3	\$33.45	\$13.55
District 4	\$33.45	\$13.55

**Zone Pay:**  
**All Districts**  
0-30 mi. free zone  
>30-60 mi. base pay + \$3.50/hr.  
>60 mi. base pay + \$5.50/hr.

**This group includes but is not limited to:**

Cranes, 150 tons up to and incl. 250 tons; Cranes, over 250 tons—add \$1.00 for every 100 tons over 250 tons; Crane, Tower (All); Crane Stiff-Leg or Derrick; Helicopter Hoist.

[↑ Back to Table of Contents](#)

## CONSTRUCTION LABORERS GROUP 1/FLAG PERSON FOR TRAFFIC CONTROL

	<b>Wage</b>	<b>Benefit</b>
District 1	\$20.65	\$10.47
District 2	\$20.65	\$10.47
District 3	\$20.65	\$10.47
District 4	\$20.65	\$10.47

**Zone Pay:**  
**All Districts**  
0-15 mi. free zone  
>15-30 mi. base pay + \$0.65/hr.  
>30-50 mi. base pay + \$0.85/hr.  
>50 mi. base pay + \$1.25/hr.

[↑ Back to Table of Contents](#)

## CONSTRUCTION LABORERS GROUP 2

	<b>Wage</b>	<b>Benefit</b>
District 1	\$20.50	\$7.87
District 2	\$19.94	\$8.73
District 3	\$21.40	\$6.73
District 4	\$20.51	\$5.27

**Zone Pay:**  
**All Districts**  
0-15 mi. free zone  
>15-30 mi. base pay + \$0.65/hr.  
>30-50 mi. base pay + \$0.85/hr.  
>50 mi. base pay + \$1.25/hr.

**This group includes but is not limited to:**

General Labor; Asbestos Removal; Burning Bar; Bucket Man; Carpenter Tender; Caisson Worker; Cement Mason Tender; Cement Handler (dry); Chuck Tender; Choker Setter; Concrete Worker; Curb Machine-lay Down; Crusher and Batch Worker; Heater Tender; Fence Erector; Landscape Laborer; Landscaper; Lawn Sprinkler Installer; Pipe Wrapper; Pot Tender; Powderman Tender; Rail and Truck Loaders and Unloaders; Riprapper; Sign Erection; Guardrail and Jersey Rail; Spike Driver; Stake Jumper; Signalman; Tail Hoseman; Tool Checker and Houseman and Traffic Control Worker.

[↑ Back to Table of Contents](#)

### CONSTRUCTION LABORERS GROUP 3

	<b>Wage</b>	<b>Benefit</b>
District 1	\$21.65	\$10.47
District 2	\$21.65	\$10.47
District 3	\$21.65	\$10.47
District 4	\$21.65	\$10.47

**This group includes but is not limited to:**

Concrete Vibrator; Dumpman (Grademan); Equipment Handler; Geotextile and Liners; High-Pressure Nozzleman; Jackhammer (Pavement Breaker) Non-Riding Rollers; Pipelayer; Posthole Digger (Power); Power Driven Wheelbarrow; Rigger; Sandblaster; Sod Cutter-Power and Tamper.

[↑ Back to Table of Contents](#)

**Zone Pay:**

**All Districts**

0-15 mi. free zone  
>15-30 mi. base pay + \$0.65/hr.  
>30-50 mi. base pay + \$0.85/hr.  
>50 mi. base pay + \$1.25/hr.

### CONSTRUCTION LABORERS GROUP 4

	<b>Wage</b>	<b>Benefit</b>
District 1	\$21.67	\$10.47
District 2	\$22.00	\$10.47
District 3	\$21.70	\$10.47
District 4	\$21.93	\$10.47

**This group includes but is not limited to:**

Hod Carrier\*\*\*; Water Well Laborer; Blaster; Wagon Driller; Asphalt Raker; Cutting Torch; Grade Setter; High-Scaler; Power Saws (Faller & Concrete) Powderman; Rock & Core Drill; Track or Truck Mounted Wagon Drill and Welder incl. Air Arc.

[↑ Back to Table of Contents](#)

**Zone Pay:**

**All Districts**

0-15 mi. free zone  
>15-30 mi. base pay + \$0.65/hr.  
>30-50 mi. base pay + \$0.85/hr.  
>50 mi. base pay + \$1.25/hr.

### DRYWALL APPLICATORS

	<b>Wage</b>	<b>Benefit</b>
District 1	\$24.00	\$13.57
District 2	\$24.00	\$13.86
District 3	\$24.00	\$13.57
District 4	\$24.00	\$13.57

**Duties Include:**

Drywall and ceiling tile installation.

[↑ Back to Table of Contents](#)

**Zone Pay:**

**All Districts**

0-30 mi. free zone  
>30-60 mi. base pay + \$4.00/hr.  
>60 mi. base pay + \$6.00/hr.

## ELECTRICIANS: INCLUDING BUILDING AUTOMATION CONTROL

	<b>Wage</b>	<b>Benefit</b>
District 1	\$31.04	\$13.77
District 2	\$29.59	\$14.56
District 3	\$31.05	\$13.33
District 4	\$34.08	\$14.91

### **Duties Include:**

Electrical wiring; equipment and fixtures; street lights; electrical control systems. Installation and/or adjusting of building automation controls also during testing and balancing, commissioning and retro-commissioning.

### **Travel:**

#### **District 1**

No mileage due when traveling in employer's vehicle.

The following travel allowance is applicable when traveling in employee's vehicle:

- 0-15 mi. free zone
- >15-45 mi. \$0.585/mi. in excess of the free zone.
- >45 mi. \$75.00/day

#### **District 2**

No mileage due when traveling in employer's vehicle.

The following travel allowance is applicable when traveling in employee's vehicle:

- 0-10 mi. free zone
- >10-55 mi. federal mileage rate/mi.
- >55 mi. \$66.00/day

#### **District 3**

No mileage due when traveling in employer's vehicle.

The following travel allowance is applicable when traveling in employee's vehicle:

- 0-08 mi. free zone
- >08-50 mi. federal mileage rate/mi. in excess of the free zone.
- >50 mi. \$66.00/day

#### **District 4**

No mileage due when traveling in employer's vehicle.

The following travel allowance is applicable when traveling in employee's vehicle:

- 0-18 mi. free zone
- >18-60 mi. federal mileage rate/mi.
- >60 mi. \$75.00/day

[↑ Back to Table of Contents](#)

## ELEVATOR CONSTRUCTORS

	<b>Wage</b>	<b>Benefit</b>
District 1	\$54.09	\$34.12
District 2	\$54.09	\$34.12
District 3	\$54.09	\$34.12
District 4	\$54.09	\$34.12

### **Travel:**

#### **All Districts**

0-15 mi. free zone

>15-25 mi. \$43.25/day

>25-35 mi. \$86.49/day

>35 mi. \$84.90/day or cost of receipts for hotel and meals, whichever is greater.

[↑ Back to Table of Contents](#)

## FLOOR LAYERS

### **No Rate Established**

Apply blocks, strips, or sheets of shock-absorbing, sound-deadening, or decorative coverings to floors.

[↑ Back to Table of Contents](#)

## GLAZIERS

	<b>Wage</b>	<b>Benefit</b>
District 1	\$16.98	\$2.46
District 2	\$18.35	\$2.50
District 3	\$19.51	\$3.73
District 4	\$21.26	\$3.26

### **Travel and Per Diem:**

#### **All Districts**

No travel or per diem established.

[↑ Back to Table of Contents](#)

## HEATING AND AIR CONDITIONING

	<b>Wage</b>	<b>Benefit</b>
District 1	\$27.55	\$18.83
District 2	\$30.09	\$18.83
District 3	\$30.09	\$18.83
District 4	\$30.09	\$18.83

### **Duties Include:**

Testing and balancing, commissioning and retro-commissioning of all air-handling equipment and duct work.

### **Travel:**

#### **All Districts**

0-50 mi. free zone

>50 mi.

- \$0.25/mi. in employer vehicle.
- \$0.65/mi. in employee vehicle.

### **Per Diem:**

#### **All Districts**

\$70/day

[↑ Back to Table of Contents](#)

## INSULATION WORKERS - MECHANICAL (HEAT AND FROST)

	<b>Wage</b>	<b>Benefit</b>
District 1	\$33.37	\$19.87
District 2	\$33.37	\$19.87
District 3	\$33.37	\$19.87
District 4	\$33.37	\$19.87

### Duties Include:

Insulate pipes, ductwork or other mechanical systems.

### Travel:

#### All Districts

0-30 mi. free zone

>30-40 mi. \$25.00/day

>40-50 mi. \$35.00/day

>50-60 mi. \$45.00/day

>60 mi. \$60.00/day plus

- \$0.56/mi. if transportation is not provided.
- \$0.20/mi. if in company vehicle.

>60 mi. \$90.00/day on jobs requiring an overnight stay plus

- \$0.56/mi. if transportation is not provided.
- \$0.20/mi. if in company vehicle.

[↑ Back to Table of Contents](#)

## IRONWORKERS - STRUCTURAL STEEL AND REBAR PLACERS

	<b>Wage</b>	<b>Benefit</b>
District 1	\$28.00	\$26.40
District 2	\$27.25	\$22.19
District 3	\$27.25	\$22.19
District 4	\$22.92	\$22.29

### Duties Include:

Structural steel erection; assemble prefabricated metal buildings; cut, bend, tie, and place rebar; energy producing windmill type towers; metal bleacher seating; handrail fabrication and ornamental steel.

### Travel:

#### District 1

0-45 mi. free zone

>45-60 mi. \$45.00/day

>60-100 mi. \$70.00/day

>100 mi. \$90.00/day

### Special Provision:

When the employer provides transportation, travel will not be paid. However, when an employee is required to travel over 70 miles one way, the employee may elect to receive the travel pay in lieu of the transportation.

#### Districts 2, 3 & 4

0-45 mi. free zone

>45-85 mi. \$60.00/day

>85 mi. \$90.00/day

[↑ Back to Table of Contents](#)

## MILLWRIGHTS

	<b>Wage</b>	<b>Benefit</b>
District 1	\$34.00	\$13.57
District 2	\$34.00	\$13.86
District 3	\$34.00	\$13.57
District 4	\$34.00	\$13.57

### Zone Pay:

#### All Districts

0-30 mi. free zone

>30-60 mi. base pay + \$4.00/hr.

>60 mi. base pay + \$6.00/hr.

[↑ Back to Table of Contents](#)

## PAINTERS: INCLUDING PAPERHANGERS

	<b>Wage</b>	<b>Benefit</b>
District 1	\$23.60	\$9.35
District 2	\$21.83	\$8.13
District 3	\$21.06	\$8.31
District 4	\$21.28	\$8.31

[↑ Back to Table of Contents](#)

### **Travel and Per Diem:**

#### **All Districts**

No travel or per diem established.

## PILE BUCKS

	<b>Wage</b>	<b>Benefit</b>
District 1	\$31.00	\$13.57
District 2	\$31.00	\$13.86
District 3	\$31.00	\$13.57
District 4	\$31.00	\$13.57

### **Duties Include:**

Set up crane; set up hammer; weld tips on piles; set leads; insure piles are driven straight with the use of level or plum bob. Give direction to crane operator as to speed and direction of swing. Cut piles to grade.

[↑ Back to Table of Contents](#)

### **Zone Pay:**

#### **All Districts**

0-30 mi. free zone

>30-60 mi. base pay + \$4.00/hr.

>60 mi. base pay + \$6.00/hr.

## PLASTERERS

### **No Rate Established**

### **Duties Include:**

All materials beyond the substrate, such as a moisture barrier, any type of drainage installation between the moisture barrier and insulation or EPS board, the attachment of the EPS board, installation of fiberglass mesh embedded in the base coat, any water-resistant coat that is applied on top of the insulation to serve as a weather barrier, and the application of the finish coat.

[↑ Back to Table of Contents](#)

### **Travel and Per Diem:**

#### **All Districts**

No travel or per diem established.

## PLUMBERS, PIPEFITTERS, AND STEAMFITTERS

	<b>Wage</b>	<b>Benefit</b>
District 1	\$30.48	\$13.56
District 2	\$31.30	\$16.00
District 3	\$31.30	\$16.00
District 4	\$33.11	\$18.71

### **Duties Include:**

Assemble, install, alter, and repair pipe-lines or pipe systems that carry water, steam, air, other liquids or gases. Testing of piping systems, commissioning and retro-commissioning. Workers in this occupation may also install heating and cooling equipment and mechanical control systems.

### **Travel:**

#### **District 1**

0-30 mi. free zone  
>30-50 mi. \$25.00/day  
>50-75 mi. \$40.00/day  
>75 mi. \$75.00/day

#### **Special Provision**

If transportation is not provided, mileage at \$0.35/mi. with a separate free zone of 20 miles is added to the amounts above. However, if the employee is traveling more than 75 miles/day, only subsistence is required.

#### **Districts 2 & 3**

0-40 mi. free zone  
>40-80 mi. \$30.00/day  
>80 mi. \$60.00/day

#### **Special Provision:**

If employer provides transportation, travel pay will be ½ of the amounts listed above unless the employee stays overnight. If the employee chooses to stay overnight, the employee will receive the full amount of travel listed above even if the employer furnishes transportation.

#### **District 4**

0-70 free zone  
>70 mi.

- On jobs when employees do not work consecutive days: \$0.55/mi. if employer doesn't provide transportation. Not to exceed two trips.
- On jobs when employees work any number of consecutive days: \$100.00/day.

[↑ Back to Table of Contents](#)

## ROOFERS

	<b>Wage</b>	<b>Benefit</b>
District 1	\$19.26	\$6.71
District 2	\$19.89	\$8.42
District 3	\$20.99	\$6.32
District 4	\$20.63	\$5.62

### **Duties Include:**

Metal roofing.

### **Travel:**

#### **District 1**

0-50 mi. free zone  
>50 mi. \$0.35/mi.

#### **District 2 and 3**

0-35 mi. free zone  
>35 mi. \$0.30/mi only when employer doesn't provide transportation.

#### **District 4**

0-25 mi. free zone  
>25 mi. \$0.30/mi only when employer doesn't provide transportation.

### **Per Diem:**

#### **District 1**

\$60.00/day

#### **District 2 and 3**

Employer pays for room + \$26.50/day.

#### **District 4**

Employer pays for room + \$25.00/day.

[↑ Back to Table of Contents](#)

## SHEET METAL WORKERS

	<b>Wage</b>	<b>Benefit</b>
District 1	\$30.09	\$18.83
District 2	\$30.09	\$18.83
District 3	\$30.09	\$18.83
District 4	\$30.09	\$18.83

### **Duties Include:**

Testing and balancing, commissioning and retro-commissioning of all air-handling equipment and duct work. Manufacture, fabrication, assembling, installation, dismantling, and alteration of all HVAC systems, air conveyer systems, and exhaust systems. All lagging over insulation and all duct lining.

### **Travel:**

#### **All Districts**

0-50 mi. free zone  
>50 mi.  
▪ \$0.25/mi. in employer vehicle  
▪ \$0.65/mi. in employee vehicle

### **Per Diem:**

#### **All Districts**

\$70.00/day

[↑ Back to Table of Contents](#)



## SOLAR PHOTOVOLTAIC INSTALLERS

	<b>Wage</b>	<b>Benefit</b>
District 1	\$29.59	\$14.56
District 2	\$31.05	\$14.56
District 3	\$31.05	\$13.33
District 4	\$34.08	\$14.91

### **Travel: District 1**

No mileage due when traveling in employer's vehicle.

The following travel allowance is applicable when traveling in employee's vehicle:

- 0-15 mi. free zone
- >15-45 mi. \$0.585/mi. in excess of the free zone.
- >45 mi. \$75.00/day

### **District 2**

No mileage due when traveling in employer's vehicle.

The following travel allowance is applicable when traveling in employee's vehicle:

- 0-10 mi. free zone
- >10-55 mi. federal mileage rate/mi.
- >55 mi. \$66.00/day

### **District 3**

No mileage due when traveling in employer's vehicle.

The following travel allowance is applicable when traveling in employee's vehicle:

- 0-08 mi. free zone
- >08-50 mi. federal mileage rate/mi. in excess of the free zone.
- >50 mi. \$66.00/day

### **District 4**

No mileage due when traveling in employer's vehicle.

The following travel allowance is applicable when traveling in employee's vehicle:

- 0-18 mi. free zone
- >18-60 mi. federal mileage rate/mi.
- >60 mi. \$75.00/day

[↑ Back to Table of Contents](#)

## SPRINKLER FITTERS

	<b>Wage</b>	<b>Benefit</b>
District 1	\$34.35	\$21.93
District 2	\$34.35	\$21.93
District 3	\$34.35	\$21.93
District 4	\$34.35	\$21.93

### **Duties Include:**

Duties Include but not limited to any and all fire protection systems: Installation, dismantling, inspection, testing, maintenance, repairs, adjustments, and corrections of all fire protection and fire control systems, including both overhead and underground water mains, all piping, fire hydrants, standpipes, air lines, tanks, and pumps used in connection with sprinkler and alarm systems.

### **Travel All Districts**

The following travel allowance is applicable when traveling in employee's vehicle.

- 0-60 mi. free zone
- >60-80 mi. \$19.00/day
- >80-100 mi. \$29.00/day
- >100 mi. \$105.00/day.

### **Special Provision**

When traveling >100 miles, mileage at \$0.54/mi. + \$8.59 for every 15 miles traveled at beginning and end of job.

The following travel allowance is applicable when traveling in employer's vehicle.

- 0-100 mi. free zone
- >100 mi. \$105.00/day

### **Special Provision**

When traveling >100 miles, \$8.59 for every 15 miles traveled, at beginning and end of job.

### **Per Diem: All Districts**

No per diem is applicable when traveling in employee's vehicle

The following per diem is applicable when traveling in employer's vehicle.

- 0-100 mi. free zone
- >100 mi. \$105.00/day

[↑ Back to Table of Contents](#)

## TAPERS

	<b>Wage</b>	<b>Benefit</b>
District 1	\$23.60	\$9.35
District 2	\$21.83	\$8.13
District 3	\$21.06	\$8.31
District 4	\$21.28	\$8.31

### **Travel and Per Diem: All Districts**

No travel or per diem established.

[↑ Back to Table of Contents](#)

## TEAMSTERS GROUP 2

Pilot Car Driver

**No Rate Established**

	<b>Wage</b>	<b>Benefit</b>
District 1	\$28.88	\$7.68
District 2	\$28.88	\$7.68
District 3	\$28.88	\$7.68
District 4	\$28.88	\$7.68

**This group includes but is not limited to:**

Combination Truck & Concrete Mixer; Distributor Driver; Dry Batch Trucks; Dump Trucks & Similar Equipment; Flat Trucks; Lowboys, Four-Wheel Trailers, Float Semitrailer; Powder Truck Driver (Bulk Unloader Type); Servicemen; Service Truck Drivers, Fuel Truck Drivers, Tiremen; Trucks with Power Equipment; Truck Mechanic; Water Tank Drivers, Petroleum Product Drivers.

[↑ Back to Table of Contents](#)

**Zone Pay:**

**All Districts**

No zone pay established.

## TELECOMMUNICATIONS EQUIPMENT INSTALLERS

	<b>Wage</b>	<b>Benefit</b>
District 1	\$29.46	\$ 8.73
District 2	\$24.61	\$ 9.80
District 3	\$24.71	\$ 8.50
District 4	\$24.61	\$10.18

**Duties Include:**

Install voice; sound; vision and data systems. This occupation includes burglar alarms, fire alarms, fiber optic systems, and video systems for security or entertainment.

[↑ Back to Table of Contents](#)

**Travel:**

**All Districts**

The federal mileage rate/mi. in effect when travel occurs if using own vehicle.

**Per Diem:**

**All Districts**

Employer pays for meals and lodging up to \$75.00/day. When jobsite is located in Big Sky, West Yellowstone, and Gardiner, lodging and meals will be provided by the employer for all actual and reasonable expenses incurred.

## TERRAZZO WORKERS AND FINISHERS

**No Rate Established**

**Duties Include:**

Finish work on hard tile, marble, and wood tile to floors, ceilings, and roof decks

[↑ Back to Table of Contents](#)

## TILE AND STONE SETTERS

### No Rate Established

#### Duties Include:

Apply hard tile, stone, and comparable materials to walls, floors, ceilings, countertops, and roof decks.

[↑ Back to Table of Contents](#)



SUBSTITUTION REQUEST (PRIOR APPROVAL)

Project Title: \_\_\_\_\_

PPA No: \_\_ - \_\_\_\_

Location: \_\_\_\_\_

Owner: MONTANA STATE UNIVERSITY Bidder (Sub-): \_\_\_\_\_

This request is submitted for the approval of the Architect. Bidder / Sub-Bidder shall submit one request in accordance with Bidders' Instructions and Information for each proposed substitution. All blanks are to be completed.

The material, system, or equipment defined by this Substitution Request is proposed as a replacement for the material, system, or equipment originally specified and defined as follows:

SECTION PARAGRAPH SPECIFIED MATERIAL, SYSTEM, OR EQUIPMENT

PROPOSED SUBSTITUTION: The material, system, or equipment being proposed is defined as follows:

\_\_\_\_\_

- What are the differences between the specified material, system, or equipment and the proposed substitution?
Does the proposed substitution require dimensional changes on the Construction Drawings? (Y/N)
Does the proposed substitution require changes to the Work of other trades? (Y/N)
Is the warranty for the proposed substitution comparable with that of the specified product? (Y/N)

By signing and submitting this request, the Bidder / Sub-Bidder represents that the function, appearance, and quality of the proposed substitution are equivalent or superior to the specified material, system, or equipment.

By signing and submitting this request, the Bidder / Sub-Bidder agrees to pay all costs, including architectural and engineering fees, associated with the incorporation of the proposed substitution into the Project.

SUBMITTED BY (BIDDER / SUB-BIDDER) AUTHORIZED AGENT DATE

Received: \_\_\_\_\_
DATE

Architect's Action: [ ] Rejected

[ ] Rejected - For reasons as follows:

\_\_\_\_\_
\_\_\_\_\_

[ ] Approved

[ ] Approved as noted:

\_\_\_\_\_
\_\_\_\_\_

REVIEWED BY (ARCHITECT) AUTHORIZED AGENT DATE



## STANDARD FORM INSTRUCTIONS

To simplify the form and request for payment process, formulas have been inserted in the form. Fields shaded in light blue are formula fields and cannot be manipulated. Please start by completing the top of Page 1 along with the RED outlined fields, then move to Page 2 inserting the necessary detail. **Formulas will pull the detail from Page 2 into Page 1 to correctly calculate payment due.** Don't forget to check your retainage calculation for each request submitted. Retainage is calculated at 5%, which is the default contractual retainage. [Please see the instructions below if you are working under an MSU Bozeman General Services Contract.]

### SUBMISSION

Periodic Estimates for Partial Payment (Form 101) should be submitted with a valid signature at the bottom of Page 1.

With the exception of Final Requests for payment, Faxed or Scanned/Emailed requests for payment are acceptable with a valid signature and date. Faxed Requests should be sent to 406-994-6572 Attn: Accounting. Emailed requests should be sent to [ara.meskimen@montana.edu](mailto:ara.meskimen@montana.edu).

### CONSULTANT APPROVAL

If there is an Architectural Firm (Consultant) assigned to your project their approval is required prior to submitting the request for payment to MSU. Please submit the Periodic Estimate for Partial Payment (Form 101) to the consultant on the project directly, they will route the request for payment to MSU once they have approved it.

### COMPLETE BOTH PAGES

Please complete BOTH pages of the Periodic Estimate for Partial Payment (Form 101). Because both pages are contract documents, **your request can be declined if both pages are not completed.** Also, your amount due is calculated from the detail on Page 2, it will not calculate appropriately without Page 2 completed. (Use the tabs at the bottom of Excel to move between the instructions and both pages)

### FINAL REQUESTS

Final Requests for payment need to be submitted with an original Notorized and Signed Affidavit of Completion (Form 108) Retainage will be held on Final Requests received without an Affidavit of Completion attached or on file.

### RETAINAGE CALCULATION

The retainage field auto calculates the default contract retainage amount of 5%. This field can be overwritten in order for the contractor to request no retainage holding or a reduced retainage holding amount. Please keep in mind that MSU Bozeman reserves the right to make changes to the submitted Periodic Estimate For Partial Payment (Form 101) in keeping with the signed contractual agreement between MSU Bozeman and the contractor.

### GENERAL SERVICE CONTRACT INSTRUCTIONS

If you are a contractor working under an MSU Bozeman issued **General Services** contract. Please **request the electronic version of the GENERAL SERVICES pay request form.**

If you have questions on the [Pay Request Form](#) or need additional information regarding the usage of this form:  
Please Contact:

Ara Meskimen | MSU Bozeman  
[ara.meskimen@montana.edu](mailto:ara.meskimen@montana.edu)  
406-994-5461

If you have questions on [Change Orders, Addendums, Contracts, or other Contract Documents](#) related to your work on campus:  
Please Contact:

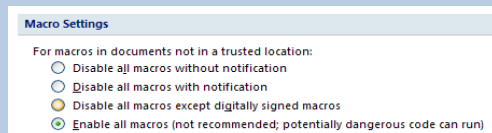
Your Project Manager OR

Rebecca Barney | MSU Bozeman  
[Rebecca.Barney@montana.edu](mailto:Rebecca.Barney@montana.edu)  
406-994-5287

### HINTS:

**Please note:** the Macro Settings for the user computer need to be set at "Enable" in order to run the **PRINT** and **RESET FORM** macros.

That can be done by entering the Trust Center for Microsoft Excel and selecting Enable Macros.



\*(Trust Center is on Windows XP and newer versions)  
\*(Older versions have the "Enable Macros" setting, however, it is under Security settings)

If you need additional help adjusting these settings do a search under Microsoft Excel Help for "Enable Macros", there you can get step by step instructions for adjusting your macro settings.



**PERIODIC ESTIMATE FOR PARTIAL PAYMENT**

PPA No.: \_\_\_\_\_ Date: \_\_\_\_\_  
 Period From: \_\_\_\_\_ To: \_\_\_\_\_  
 Pay Estimate No.: \_\_\_\_\_

Project Title: \_\_\_\_\_  
 Location: Montana State University

Contractor: \_\_\_\_\_  
 Address: \_\_\_\_\_  
 Phone: \_\_\_\_\_

RETAINAGE ADJUSTMENT	
1. Total Retainage to Date:	
2. Less Securities Deposited:	-
3. Retainage Withheld (1 - 2)	-

CONTRACT AMOUNT STATUS	
1. Original Contract Amount:	
2. Net +/- by Change Order: [Pulls from Change Order Summary]	-
3. Contract Amount to Date:	-

CHANGE ORDER SUMMARY			
No.	Date Approved	Additions	Deductions
<b>TOTALS:</b>		-	-
<b>NET TOTAL:</b>		-	-

CONTRACT STATUS	
1. Work in Place (from next page): [Column D + E Total - Page 2]	
2. Total Work & Stored Material: [Column G Total - Page 2]	
3. Retainage Withheld:	5.0%
4. Total Earned Less Retainage:	-
5. Less Previous Payments (+ 1 % Tax):	-
6. <b>Amount Due This Payment:</b>	-
7. Less 1% State Contractor's Tax: [Contracts > 4999.99]	-
8. <b>Payment Due Contractor:</b>	-

I hereby certify that this submitted request for payment is correct, true and just in all respects and that payment or credit has not previously been received. I further warrant and certify by submission of this request that all previous work for which payment has been received is free and clear of all liens, disputes, claims, security interests, encumbrances, or causes of action of any type or kind in favor of the contractor, subcontractors, material suppliers, or other persons or entities and do hereby release the Owner from such.

Submitted by: \_\_\_\_\_

\_\_\_\_\_  
 (Name) Date: \_\_\_\_\_

Reviewed by: \_\_\_\_\_  
 (Consultant)

\_\_\_\_\_  
 (Name) Date: \_\_\_\_\_

Approved by: **State of Montana, Montana State University**  
**Facilities Planning, Design and Construction**

\_\_\_\_\_  
 (Name) Date: \_\_\_\_\_









CONSENT OF SURETY

Project:
Location: Montana State University
PPA No.

TO: Montana State University
Campus Planning, Design & Construction
6TH & Grant, PO Box 172760
Bozeman, Montana 59717-2760

Contractor: Contract Date:

In accordance with the provisions of the Contract between the Owner and the Contractor as indicated above, the
(here insert name and address of Surety Company)

on bond of (here insert name and address of Contractor)
,Surety Company,
,Contractor,

hereby approves of the final payment to the Contractor, and agrees that final payment to the Contractor shall not
relieve the Surety Company of any of its obligations to State of Montana, Owner, as set forth in the said Surety
Company's bond. The Surety agrees to be bound to the warranty period under the same conditions as the
Contractor. The warranty is defined as commencing with Substantial Completion (or with each Substantial
Completion if there is more than one) of the Project, or any portion thereof, and continuing for one (1) calendar year
from the date of Final Acceptance of the entire project unless otherwise modified in writing as part of the Substantial
Completion or Final Acceptance.

IN WITNESS WHEREOF,

the Surety Company has hereunto set its hand this Day of ,

Surety Company

Signature of Authorized Representative

Attest:
(Seal)

Title



JUSTIFICATION FOR CHANGE(S) (To be completed by Architect/Engineer):

Describe the details which mandate the change(s).

JUSTIFICATION FOR COST ADJUSTMENT (To be completed by Architect/Engineer):

Describe the basis used to calculate the cost adjustment.

JUSTIFICATION FOR SCHEDULE ADJUSTMENT (To be completed by Architect/Engineer):

Describe the impact of adjustment(s) to the critical path.

**APPROVALS**

By signature on this change order, the Contractor certifies that this change order is complete and includes all direct costs, indirect costs and consequential items (including additional time, if any) and is free and clear of any and all claims or disputes (including, but not limited to, additional costs, additional time, disruptions, and impacts) in favor of the Contractor, subcontractors, material suppliers, or other persons or entities concerning this change order and on all previously contracted Work and does hereby release the Owner from such.

Approved by Contractor:

(Company)

(Signature)

Recommended by Architect/Engineer:

(Company)

(Signature)

**Surety Consent: SURETY CONSENT IS REQUIRED IF THE TOTAL AMOUNT OF ALL CHANGE ORDERS (LINE 6) EXCEEDS 10% OF THE ORIGINAL CONTRACT AMOUNT.**

*The Surety consents to this Contract Change Order and agrees that its bond or bonds shall apply and extend to the Contract as modified or amended per this Change Order. The principal and the Surety further agree that on or after execution of this consent, the penalty of the applicable Performance Bond and Labor & Material Bond is increased by:*

(\_\_\_\_)

By One Hundred Percent (100%) of ALL Change Orders

Countersigned by Resident Agent:

Surety:

Recommended by: CPDC Project Manager:

(Signature)

Date:

Accepted by:

(Signature)

MSU Campus Planning, Design, & Construction

Date:



CONTRACTOR'S AFFIDAVIT OF COMPLETION
PAYMENT OF DEBTS AND CLAIMS, AND RELEASE OF LIENS

Project Name:
Location: Montana State University
PPA No.:

I CERTIFY to the best of my knowledge and belief that all work has been performed and materials supplied in strict accordance with the terms and conditions of the corresponding contract documents between the STATE OF MONTANA, acting by and through its DIRECTOR, MONTANA STATE UNIVERSITY, CAMPUS PLANNING, DESIGN & CONSTRUCTION, hereinafter called the Owner, and, hereinafter called the CONTRACTOR, for the above referenced project.

I further certify and declare that all bills for materials, supplies, utilities and for all other things furnished or caused to be furnished by the CONTRACTOR and used in the execution of the contract will be fully paid upon receipt of Final Payment and that there are no unpaid obligations, liens, claims, security interests, encumbrances, liabilities and/or demands of State Agencies, subcontractors, material men, mechanics, laborers or any others resulting from or arising out of any work done, caused to be done or ordered to be done by the CONTRACTOR under the contract.

In consideration of the prior and final payments made and all payments made for authorized changes, the CONTRACTOR releases and forever discharges the OWNER from any and all obligations, liens, claims, security interests, encumbrances and/or liabilities arising by virtue of the contract and authorized changes between the parties, either verbal or in writing, and any and all claims and demands of every kind and character whatsoever against the OWNER, arising out of or in any way relating to the contract and authorized changes.

I further certify and agree that the warranty period is defined as commencing with Substantial Completion (or with each Substantial Completion if there is more than one) of the Project, or any portion thereof, and continuing for one (1) calendar year from the date of Final Acceptance of the entire project unless otherwise modified in writing as part of the Substantial Completion or Final Acceptance.

This statement is made for the purpose of inducing the OWNER to make FINAL PAYMENT under the terms of the contract, relying on the truth and statements contained herein.

(Seal)

CONTRACTOR

Four horizontal lines for signature and title.

(Signature)

(Title)

State of Montana
County of

Subscribed and sworn to me this Day of,

(Seal)

NOTARY

Notary Public for the State of Montana
My Commission Expires:



## CERTIFICATE OF SUBSTANTIAL COMPLETION

Project Name: \_\_\_\_\_ PPA NO.: \_\_\_\_\_  
 Project Address: \_\_\_\_\_ Date: \_\_\_\_\_  
 Project Location: \_\_\_\_\_

**To: MONTANA STATE UNIVERSITY**  
  
**Campus Planning, Design & Construction**  
**6TH & Grant, PO Box 172760**  
**Bozeman, Montana 59717-2760**

Architect/Engineer: \_\_\_\_\_  
 \_\_\_\_\_  
 \_\_\_\_\_

Contractor: \_\_\_\_\_ Contract Date: \_\_\_\_\_  
 \_\_\_\_\_ Contract Award \_\_\_\_\_  
 \_\_\_\_\_ Amount: \_\_\_\_\_

**PROJECT OR DESIGNATED PORTION SHALL INCLUDE:**

The work performed under this Contract has been reviewed and found to be substantially complete. The Date of Substantial Completion of the Project or portion thereof designated above, which is also the date of commencement of applicable warranties required by the Contract Documents, except as stated below is hereby established as: \_\_\_\_\_

BASIC PROJECT INFORMATION <small>(required by Risk &amp; Tort Defense Division)</small>	NEW	REMODEL/RENOVATION
Total Square Footage	Sq. Ft.	Sq. Ft.
General Construction Material <small>(e.g. masonry, metal panel, wood, etc.)</small>		
Total Construction Cost		
Fire Sprinklers Installed (yes/no)	Yes      No	Yes      No
Estimated Date of Occupancy <small>(if different from date of Substantial)</small>		
Building Usage:		
Safety Consultation with DLI:	Yes      No	Yes      No
Additional Comments:		







CONSTRUCTION CHANGE DIRECTIVE

Project Name:
Location: Montana State University
Contractor:

PPA No.:

Date:

Change Directive No.: CCD-

Owner: Montana State University
Campus Planning, Design & Construction
6TH & Grant, PO Box 172760
Bozeman, Montana 59717-2760

Architect/Engineer:

The Contractor is directed to proceed as described below. Proceed with this Work promptly. Costs for the Work (if any) involved and change in Contract Time (if any) will be included in a subsequent Change Order.

Description:

Attachments: (insert listing of documents that support description)

The following is based on information provided by the Contractor:

- Change in Contract Sum options: Lump Sum, Unit Price, Estimated Not To Exceed, Fixed, Estimated, Maximum
Change in Contract Time options: Fixed, Estimated, Maximum

Issued by Arch/Eng.:
Accepted by Owner: Montana State University
Accepted by Contractor:



CAMPUS PLANNING, DESIGN & CONSTRUCTION

Sixth Avenue and Grant Street
PO Box 172760 • Bozeman, Montana 59717-2760
Phone: (406) 994-5413 • Fax: (406) 994-5665

REQUEST FOR INFORMATION

Project Title: \_\_\_\_\_
Location: Montana State University

PPA No.: \_\_\_\_\_
RFI No.: \_\_\_\_\_
Date: \_\_\_\_\_

To: \_\_\_\_\_
\_\_\_\_\_
\_\_\_\_\_

Attention: \_\_\_\_\_

From: \_\_\_\_\_
\_\_\_\_\_
\_\_\_\_\_

Attention: \_\_\_\_\_

Trades Affected: \_\_\_\_\_

In order to expedite the Work and avoid or minimize delays in the Work the following information is requested. Please return a response by: \_\_\_\_\_ Date Sent: \_\_\_\_\_ Date Received: \_\_\_\_\_

Information Requested:

Response:

Response Date: \_\_\_\_\_ Respondent: \_\_\_\_\_

- Cost Impact
Schedule Impact

This RFI is for clarification only. The contractor shall document the Owner's Representative within 48 hours if he/she feels the response to this RFI constitutes additional work.

- Distribution: Owner, Architect, Engineer, Agency, Contractor, Other



CAMPUS PLANNING, DESIGN & CONSTRUCTION

Sixth Avenue and Grant Street
PO Box 172760 • Bozeman, Montana 59717-2760
Phone: (406) 994-5413 • Fax: (406) 994-5665

PERFORMANCE BOND

KNOW ALL MEN BY THESE PRESENTS, that we:

(Contractor), hereinafter called the Principal, and

(Surety), a corporation licensed to do business as a surety under the laws of the State of Montana, hereinafter called Surety, are held and firmly bound unto the State of Montana in the full and just sum of:

Alpha Notation \_\_\_\_\_ DOLLARS (\$) \_\_\_\_\_ Numeric Notation

to be paid to the State of Montana or its assigns, to which payment we bind ourselves, heirs, executors, administrators, successors and assigns, jointly, severally, firmly by this bond.

WHEREAS, the Principal has entered into a contract with State of Montana, acting by and through its Director, Montana State University, Campus Planning, Design & Construction dated \_\_\_\_\_ and whereas it is one of the conditions of the award of the contract pursuant to statutes that this bond be executed for the Project entitled:

Project Title: \_\_\_\_\_
Montana State University
PPA No.: \_\_\_-\_\_\_\_

NOW, THEREFORE, the conditions of this obligation are such that if the above Principal as Contractor shall promptly and faithfully perform all of the provisions of the contract, and all obligations thereunder including the specifications, and any alterations provided for, and shall in a manner satisfactory to the State of Montana, complete the work contracted for including any alterations, and shall save harmless the State of Montana from any expense incurred through the failure of the Contractor to complete the work as specified, then this obligation shall be void; otherwise it shall remain in full force and effect.

The surety hereby waives notice of any extension of time and any alterations made in the terms of the contract, unless the cumulative cost of such alterations cause the total project cost to exceed the original contract sum by more than 10%.

FOR STATE USE ONLY:
Surety is licensed in MT: [ ] Yes [ ] No
Date verified: \_\_\_\_\_
Verified by: \_\_\_\_\_
Montana State University
State of Montana

Contractor: \_\_\_\_\_
(signature)
\_\_\_\_\_
(print name)
\_\_\_\_\_
(date)
Surety: \_\_\_\_\_
(print name)
\_\_\_\_\_
(date)
By: \_\_\_\_\_
(Attorney-in-Fact, seal & signature)
\_\_\_\_\_
(Agency)
\_\_\_\_\_
(Street Address)
\_\_\_\_\_
(Address)
\_\_\_\_\_
(Phone/Fax)



LABOR & MATERIAL PAYMENT BOND

KNOW ALL MEN BY THESE PRESENTS, that we:

(Contractor), hereinafter called the Principal, and

(Surety), a corporation licensed to do business as a surety under the laws of the State of Montana, hereinafter called Surety, are held and firmly bound unto the State of Montana in the full and just sum of:

Alpha Notation DOLLARS (\$) Numeric Notation

to be paid to the State of Montana or its assigns, to which payment we bind ourselves, heirs, executors, administrators, successors and assigns, jointly, severally, firmly by this bond.

WHEREAS, the Principal has entered into a contract with State of Montana, acting by and through its Director, Montana State University, Campus Planning, Design & Construction dated and whereas it is one of the conditions of the award of the contract pursuant to statutes that this bond be executed for the Project entitled:

Project Title: Montana State University PPA No.:

NOW, THEREFORE, the conditions of this obligation are such that if the above Principal as Contractor shall duly and promptly pay all laborers, mechanics, subcontractors and material men who perform work or furnish material under the contract and all persons who shall supply him or the subcontractor with materials, services, bonds and insurance for the carrying on of the work, then this obligation shall be void; otherwise it shall remain in full force and effect and shall save harmless the State of Montana from any expense incurred through the failure of the Contractor to comply.

The surety hereby waives notice of any extension of time and any alterations made in the terms of the contract, unless the cumulative cost of such alterations cause the total project cost to exceed the original contract sum by more than 10%.

FOR STATE USE ONLY: Surety is licensed in MT: [ ] Yes [ ] No Date verified: Verified by: Montana State University State of Montana

Contractor: (signature) (print name) (date) Surety: (print name) (date) By: (Attorney-in-Fact, seal & signature) (Agency) (Street Address) (Address)



## CERTIFICATE OF FINAL ACCEPTANCE

Project Title: \_\_\_\_\_ PPA NO.: \_\_\_\_-\_\_\_\_  
 Location: Montana State University Date: \_\_\_\_\_

To: Montana State University  
 Campus Planning, Design & Construction  
 PO Box 172760  
 Bozeman, Montana 59717-2760

Architect/Engineer: \_\_\_\_\_  
 \_\_\_\_\_  
 \_\_\_\_\_

Contractor: \_\_\_\_\_ Contract Date: \_\_\_\_\_  
 \_\_\_\_\_ Contract Amount: \_\_\_\_\_  
 \_\_\_\_\_

The Work performed under this Contract has been reviewed and found to be complete and has reached Final Acceptance. The Date of Final Acceptance of the Work is defined as the Date Certified by the Architect/Engineer upon which the Work is fully complete in all aspects, **and** which the Owner accepts the Contractor's work as complete. The Date of Final Acceptance of the Project, or portion thereof designated above, is also the basis for commencement of the DURATION of applicable warranties required by the Contract Documents. The Warranty Period is defined in the Contract Documents as commencing with Substantial Completion(s) and continuing for one (1) calendar year from the Date of Final Acceptance. This date shall correspond to the date of the Architect/Engineer's approval on the final pay application unless otherwise agreed upon in writing. In the event of a disparity between the date of the Architect/Engineer's approval and this form, if no other written agreement exists as to the date of final acceptance, this form shall constitute such agreement and it shall govern as the date of Final Acceptance.

Date of Substantial Completion:	Date of Final Acceptance:	Date of Warranty Expiration:

Notes:

\_\_\_\_\_  
 Architect/Engineer By \_\_\_\_\_ Date \_\_\_\_\_

\_\_\_\_\_  
 Contractor By \_\_\_\_\_ Date \_\_\_\_\_

**State of Montana**  
**Montana State University**  
**Campus Planning, Design & Construction**  
 \_\_\_\_\_  
 Owner By \_\_\_\_\_ Date \_\_\_\_\_



Buy-Safe Montana

\_\_\_\_\_ submits the following Buy-Safe Montana values for A&E review. For assistance, clarification, or the latest industry average rates, visit: https://www.bls.gov/iif/osheval.htm

Incident Rate: \_\_\_\_\_

Industry Average Incident Rate: \_\_\_\_\_

Experience Modification Ratio (EMR): \_\_\_\_\_

Loss Ratio: \_\_\_\_\_

Less than Industry Average Incident Rate - Yes No

EMR less than 1.0 - Yes No

Loss ratio less than 100% - Yes No

Is a Comprehensive Safety Consultation Required? Yes No

\*If all 3 options are responded to as "No," a consultation is required

Explanation of above average incident rate, EMR greater than 1.0, or loss ratio greater than 100%...

Per 3.1.7 – Buy-Safe Montana. The Owner shall review the Buy-Safe Montana form provided by the Bidder under Articles 16 of the Instructions to Bidders. To promote a safe work environment, the Owner encourages an incidence rate less than the latest average for non-residential building construction for Montana as established by the federal Bureau of Labor Statistics for the prior year; an experience modification rating (EMR) less than 1.0; and a loss ratio of less than 100%. The Contractor with a greater-than-average incidence rate, an EMR greater than 1.0, and a loss ratio of more than 100% shall schedule and obtain a Comprehensive Safety Consultation from the Montana Department of Labor & Industry, Employment Relations Division, Safety Bureau before the Owner grants Substantial Completion of the Work. For assistance in obtaining the Comprehensive Safety Consultation, visit http://erd.dli.mt.gov/safety-health/ onsite-consultation.

\_\_\_\_\_
Name

\_\_\_\_\_
Signature

\_\_\_\_\_
Date

**SECTION 011000  
SUMMARY**

1.1 PART 1 - GENERAL

A. Related Documents

1. Drawings and general provisions of Contract, including General Conditions, Supplemental Conditions and other Division 1 Specification Sections, apply to this Section.

B. Project Description

1. The project is for the installation of new kilns and furnace equipment for the Haynes Sculpture Department. (3) new kilns and one new melt furnace have been purchased by the department and are required to be installed by the project contractor.
2. Demolition of existing equipment is coordinated by the Department and provided by MSU staff.
3. Equipment will be moved and set in place by the Department and MSU staff.

C. Site Information

1. Scope of work includes, but is not necessarily limited to:
  - a. New work required in the contract is as shown in the project drawings including:
    - Roof work for new flues.
    - Concrete work for new furnace and concrete pads.
    - Furnace flues and gas piping.
    - Electrical work for new equipment.
  - b.

D. Contracts

1. Contracts shall be under one General Contract and shall include, but not be limited to, all labor, materials, and supervision necessary to furnish and install the Work.

E. Work Sequence

1. The work will be conducted in 1 phase to provide the least possible interference to the activities of the Owner's personnel and activities.
2. The Contractor will have access to Haynes Building and exterior yard from the date of receipt of the contract.

F. Contractor Use of Premises

1. Work on this contract is expected to be done during regular working hours Monday through Friday. Any variation from this will require prior approval of the Consultant and Owner.
2. All work must be coordinated with MSU at all times and MSU must be informed about any work impacting campus operations 72 hours or 3 working days in advance of work being conducted and shall require MSU approval.
3. General: Limit use of the premises to construction activities in areas indicated; allow for Owner/MSU occupancy and use by the public. Confine operations to

areas within contract limits indicated. Portions of the site beyond areas in which construction operations are indicated are not to be disturbed.

4. Contractor shall conduct all his work in such a manner as to minimize the inconvenience and disruption of MSU's daily schedule.
5. Confine operations at the site to the areas permitted under the Contract. Portions of the site beyond areas on which work is indicated are not to be disturbed. Conform to site rules and regulations affecting the work while engaged in project construction.
6. Do not unreasonably encumber the site with materials or equipment. Confine stockpiling of materials to the areas designated on the drawings. If additional storage is necessary, obtain and pay for such storage off-site.
7. Contractor shall establish a staging area for storage of materials and equipment.
8. The Contractor is to coordinate with MSU for the location of the job site trailer office.
9. Keep driveways and entrances serving the premises clear and available to MSU and MSU's employees, staff and visitors at all times, unless otherwise agreed by MSU. Do not use these areas for parking or storage of materials. Schedule deliveries to minimize space and time requirements for storage of materials and equipment on site.

G. Parking and Site Access

*(See also Supplemental Conditions of the Contract for Construction.)*

1. MSU Bozeman Vehicle Regulations state: "All students, faculty, staff, and visitors must register any motor vehicle they park on the University campus, for any reason. A visitor is anyone not defined as student, staff or faculty."
2. All Contractor and Contractor employees shall comply with Montana State University parking regulations. MSU parking permits can be purchased at the University Police Office located in the Huffman Building at Seventh Avenue and Kagy Boulevard. Violators of MSU Bozeman Vehicle Regulations may be ticketed and towed.
3. A maximum of three (3) Contractor Permits (or as agreed with MSU) will be made available to the Contractor for parking of essential vehicles within the designated parking lot (as designated on the Cover Sheet of the Contract Documents). Essential vehicles are vehicles used for delivery of equipment and tools required to be parked in close proximity to the construction area. All allowed vehicles only to be parked on hard surfaced areas within the Staging Area. All other Contractor and Contractor employee vehicles on campus shall be parked in designated parking lots to be agreed with MSU. No personal vehicles shall be parked at the project site in any event. If a driver of a vehicle not allowed to be parked at the project site must unload equipment, tools, or materials, the vehicle must be immediately thereafter move to a designated lot or leave campus.
4. Access and egress to and from the project site shall be from 11<sup>th</sup> avenue as shown on the site plan only. In cases where a different route must be used for a specific purpose, permission must be obtained from MSU. Access routes are for delivery of equipment, tools, and materials and not for parking.
5. The site Staging Areas for materials and equipment are designated on the Cover Sheet of the Contract Documents. Staged materials and equipment must be secured on the ground surface or in trailers. Site staging areas shall be fenced in accordance with the Contract Documents. Vehicles in addition to those allowed to be parked may not be used for staging of equipment, tools, or materials.



H. Owner Occupancy

1. Full Owner/MSU Occupancy: The Owner/MSU will occupy the site during the entire construction period. Cooperate with MSU during construction operations to minimize conflicts and facilitate MSU usage. Perform the work so as not to interfere with MSU's operations.

I. Safety Requirements

1. General: The safety measures required by the Contract Documents are not meant to be inclusive. The Contractor shall be solely responsible for safety on a 24-hours-per-day, 7 days-per-week basis and shall take whatever additional measures are necessary to insure the health and safety of the buildings' occupants, or pedestrians at or near the construction site and access routes and of all other persons in all areas affected by the Contractor's activities. Prior to the start of construction, the Contractor is to submit to the Consultant, a detailed written plan specifying the safety procedures that will be followed. Include (but not by way of limitation) the following: Verbiage, size and locations of warning signs; construction sequence as related to safety; use of barricades (type and location); employee policies as related to safety; and delivery of materials as related to safety. Revise the safety plan as required during construction and resubmit to the Owner.
2. All application, material handling, and associated equipment shall conform to and be operated in conformance with OSHA safety requirements.
3. Comply with Federal, State, local, and the Owner's fire, health and safety requirements.
4. Advise MSU whenever work is expected to be hazardous or inconvenient (including objectionable odors) to MSU's employees, students, visitors or the building occupants.
5. Construction materials or equipment shall be placed so as not to endanger the work or prevent free access to all emergency devices or utility disconnects.
6. Maintain the proper rated fire extinguishers within easy access where power tools, sanding or other equipment is being used.
7. The Contractor shall erect and maintain, as required by law, conditions and progress of the work, warning signs, barricades and other reasonable safeguards for safety and protection.

J. Existing Premises Condition

1. The Contractor is responsible for adequately documenting in photos the existing condition of the premises, to include external road surfaces, curbing and landscaped areas, specifically the cleanliness of areas. Any damage to the premises which is found after construction and is not so documented will be the responsibility of the Contractor to repair or replace.

K. Discrepancies in the Documents

1. The Contractor shall bring any discrepancies between any portions of the drawings and specifications to the attention of the Owner and the Consultant in writing. The Owner and Consultant shall review the discrepancy and clarify the intent desired in the Contract Documents. Unless specifically directed otherwise, the Contractor shall be obligated to

provide the greater quantity or quality without any change in contract sum or time.

END OF SECTION 011000

**SECTION 012000  
PRICE AND PAYMENT PROCEDURES**

1.1 GENERAL

A. Related Documents

1. Drawings and general provisions of Contract, including General Conditions, Supplemental Conditions and other Division 1 Specification Sections, apply to this Section.

B. Summary

1. This Section specified administrative and procedural requirements governing the Contractor's Applications for Payment.
2. The Contractor's Construction Schedule and Submittal Schedule are included in Section "Submittals".

C. Schedule of Values

1. Coordinate preparation of the Schedule of Values, Form 100, with preparation of the Contractor's Construction Schedule.
2. Each prime Contractor shall coordinate preparation of its Schedule of Values for its part of the work with preparation of the Contractor's Construction Schedule.
3. Correlate line items in the Schedule of Values with other required administrative schedules and forms, including:
  - a. Contractor's construction schedule
  - b. Application for Payment form
  - c. List of subcontractors
  - d. Schedule of allowances
  - e. Schedule of alternates
  - f. List of products
  - g. List of principal suppliers and fabricators
  - h. Schedule of submittals
  - i. Submit the Schedule of Values to the Architect at the earliest feasible date, but in no case later than seven (7) days before the date scheduled for submittal of the initial Application for Payment.
  - j. Sub-Schedules: Where the work is separated into phases that require separately phased payments, provide sub-schedules showing values correlated with each phase of payment.
4. Format and Content: Use the Project Manual Table of Contents as a guide to establish the format for the Schedule of Values.
  - a. Identification: Include the following project identification on the Schedule of Values:
    - 1) Project name
    - 2) Name of the Architect
    - 3) Project number (PPA No.)
    - 4) Contractor's name and address
    - 5) Date of submittal

- b. Arrange the Schedule of Values in a tabular form with separate columns to indicate the following for each item listed:
    - 1) Generic name
    - 2) Related specification section
    - 3) Name of subcontractor
    - 4) Name of manufacturer or fabricator
    - 5) Name of supplier
    - 6) Change Orders (numbers) that have affected value
    - 7) Dollar value
    - a) Percentage of Contract Sum in the nearest one-hundredth percent, adjusted to total 100%
  - c. Provide a breakdown of the Contract Sum in sufficient detail to facilitate continued evaluation of Applications for Payment and progress reports. Break principal subcontract amounts down into several line items.
  - d. Round amounts off to the nearest whole dollar; the total shall equal the Contract Sum.
  - e. For each part of the work where an Application for Payment may include materials or equipment, purchased or fabricated and stored, but not yet installed, provide separate line items on the Schedule of Values for initial cost of the materials, for each subsequent stage of completion, and for total installed value of that art of the work.
5. Margins of Cost: Show line items for indirect costs, and margins on actual costs, only to the extent that such items will be listed individually in Applications for Payment. Each item in the Schedule of Values and Applications for Payment shall be complete including its total cost and proportionate share of general overhead and profit margin.
- a. At the Contractor's option, temporary facilities and other major cost items that are not direct cost of actual work-in-place may be shown as separate line items in the Schedule of Values or distributed as general overhead expense.
6. Schedule Updating: Update and resubmit the Schedule of Values when Change Orders or Construction Change Directives result in a change in the Contract Sum.

D. Applications for Payment

1. Each Application for Payment shall be consistent with previous applications and payments as certified by the Architect and paid for by the Owner. The initial Application for Payment, the Application for Payment at time of Substantial Completion, and the final Application for Payment involve additional requirements.
2. Payment Application Times: Each progress payment date is as indicated in the Agreement. The period of construction work covered by each Application for Payment is the period indicated in the Agreement.
3. Payment Application Forms: Use Montana Form 101 as the form for Application for Payment.
4. Application Preparation: Complete every entry on the form, including notarization and execution by person authorized to sign legal documents on behalf of the Owner. Incomplete applications will be returned without action.

- a. Entries shall match data on the Schedule of Values and Contractor's Construction Schedule. Use updated schedules if revisions have been made.
  - b. Include amounts of Change Orders and Construction Change Directives issued prior to the last day of the construction period covered by the application.
5. Transmittal: Submit one (1) executed copy of each Application for Payment to the Architect by means ensuring receipt within 24 hours, including waivers of lien and similar attachments, when required.
- a. Transmit each copy with a transmittal form listing attachments, and recording appropriate information related to the application in a manner acceptable to the Architect.
6. Initial Application for Payment: Administrative actions and submittals that must precede or coincide with submittal of the first Application for Payment include the following:
- a. List of subcontractors
  - b. Schedule of Values
    - 1) Contractor's Construction Schedule (preliminary if not final)
  - c. Copies of building permits
    - 1) Copies of authorizations and licenses from governing authorities for performance of the work
  - d. Certificates of insurance and insurance policies (submitted with Contract)
  - e. Performance and payment bonds (submitted with Contract if required)
7. Application for Payment at Substantial Completion: Following issuance of the Certificate of Substantial Completion, submit an Application for Payment; this application shall reflect any Certificates of Partial Substantial Completion issued previously for Owner occupancy of designated portions of the work.
8. Administrative actions and submittals that shall proceed or coincide with this application include:
- a. Occupancy permits and similar approvals
  - b. Warranties (guarantees) and maintenance agreements
  - c. Test/adjust/balance records
  - d. Maintenance instructions
  - e. Meter readings
  - f. Start-up performance reports
    - 1) Change-over information related to Owner's occupancy, use, operation and maintenance.
  - g. Final cleaning
    - 1) Application for reduction of retainage, and consent of surety

9. Final Payment Application: Administrative actions and submittals which must precede or coincide with submittal of the final Application for Payment include the following:

- a. Completion of project closeout requirements
  - 1) Completion of items specified for completion after Substantial Completion
- b. Assurance that unsettled claims will be settled
  - 1) Assurance that work not complete and accepted will be completed without undue delay
  - 2) Transmittal of required project construction records to Owner

END OF SECTION 01200

**SECTION 012500  
SUBSTITUTION PROCEDURES**

PART 1 - GENERAL

- A. Related Documents
  - 1. Drawings and general provisions of Contract, including General Conditions, Supplemental Conditions and *Instructions to Bidders*.
  
- B. Substitution Procedures
  - 1. Substitutions include changes in products, materials, equipment, and methods of construction from those required by the Contract Documents and proposed by the Contractor.
  - 2. Substitution Requests: Submit three copies of each request on MSU Substitution Request Form 099 for each consideration. Identify product or fabrication or installation method to be replaced. Include Specification Section number and title and Drawing numbers and titles.
    - a. Submit requests in accordance with *Instructions to Bidders*.
    - b. Identify product to be replaced and show compliance with requirements for substitutions. Include a detailed comparison of significant qualities of proposed substitution with those of the Work specified, a list of changes needed to other parts of the Work required to accommodate proposed substitution, and any proposed changes in the Contract Sum or the Contract Time should the substitution be accepted.
  
- C. Architect will review proposed substitutions and notify Contractor of their acceptance or rejection. If necessary, Architect will request additional information or documentation of evaluation.
  - 1. Architect will notify Contractor of acceptance or rejection of proposed substitution within 10 days of receipt of request, or seven days of receipt of additional information or documentation, whichever is later.
  
- D. Do not submit unapproved substitutions on Shop Drawings or other submittals.

**END OF SECTION 012500**

## SECTION 013000

### SUBMITTALS

#### 1.1 GENERAL

##### A. Related Documents

1. Drawings and general provisions of Contract, including General Conditions, Supplemental Conditions and other Division 1 Specification Sections, apply to this Section.

##### B. Summary

1. This Section specifies administrative and procedural requirements for submittals required for performance of the work, including:
  - a. Contractor's construction schedule
  - b. Submittal schedule
  - c. Daily construction reports
  - d. Shop Drawings
  - e. Product data
  - f. Samples

Note: All Submittals are to be both print and electronic.

2. Administrative Submittals: Refer to other Division 1 Sections and other Contract Documents for requirements for administrative submittals. Such submittals include, but are not limited to:
  - a. Permits
  - b. Applications for Payment
  - c. Performance and payment bonds
  - d. Insurance certificates
  - e. List of Subcontractors

3. The Schedule of Values submitted is included in Section "Applications for Payment".
4. Inspection and test reports are included in Section "Quality Requirements".
5. Unless otherwise instructed by the Owner all submittals shall be directed to Architect/Engineer Consultant of Record. The Contractor's construction schedule, submittal schedule and daily construction reports shall be directed to the Consultant's representative, the State of Montana's representative and MSU's representative. Shop drawings, product data and samples shall be directed to the Consultant's representative.

##### C. Submittal Procedures

1. Coordination: Coordinate preparation and processing of submittals with performance of construction activities. Transmit each submittal sufficiently in advance of performance of related construction activities to avoid delay.
  - a. Coordinate each submittal with fabrication, purchasing, testing, delivery, other submittals and related activities that require sequential activity.



- b. Coordinate transmittal of different types of submittals for related elements of the work so processing will not be delayed by the need to review submittals concurrently for coordination.
    - 1) The Consultant reserves the right to withhold action on a submittal requiring coordination with other submittals until related submittals are received.
  - c. Processing: Allow sufficient review time so that installation will not be delayed as a result of the time required to process submittals, including time for resubmittals.
    - 1) Allow two (2) weeks for initial review. Allow additional time if processing must be delayed to permit coordination with subsequent submittals. The Consultant will promptly advise the Contractor when a submittal being processed must be delayed for coordination.
    - 2) If an intermediate submittal is necessary, process the same as the initial submittal.
    - 3) Allow two (2) weeks for reprocessing each submittal.
    - 4) No extension of contract time will be authorized because of failure to transmit submittals to the Consultant sufficiently in advance of the work to permit processing.
2. Submittal Preparation: Place a permanent label or title block on each submittal for identification. Indicate the name of the entity that prepared each submittal on the label or title block.
- a. Provide a space approximately 4" x 5" on the label or beside the title block on Shop Drawings to record the Contractor's review and approval markings and the action taken.
  - b. Include the following information on the label for processing and recording action taken.
    - 1) Project name and PPA Number
    - 2) Date
    - 3) Name and address of Consultant
    - 4) Name and address of Contractor
    - 5) Name and address of Subcontractor
    - 6) Name and address of supplier
    - 7) Name of manufacturer
      - a) Number and title of appropriate Specification Section
      - b) Drawing number and detail references, as appropriate
3. Submittal Transmittal: Package each submittal appropriately for transmittal and handling. Transmit each submittal from Contractor to Consultant using a transmittal form. Submittals received from sources other than the Contractor will be returned without action.
- a. On the transmittal record relevant information and requests for data. On the form, or separate sheet, record deviations from Contract Document requirements, including minor variations and limitations. Include

Contractor's certification that information complies with Contract Documents requirements.

- b. Transmittal Form: Contractor's standard form.

D. Contractor's Construction Schedule

1. Bar-Chart Schedule: Prepare a fully developed, horizontal bar-chart type Contractor's construction schedule. Submit both in print and electronically within thirty (30) days of the date established for "Commencement of the Work".
  - a. Provide a separate time bar for each significant construction activity. Provide a continuous vertical line to identify the first working day of each week. Use the same breakdown of units of the work as indicated in the "Schedule of Values".
  - b. Within each time bar indicate estimated completion percentage in 10 percent increments. As work progresses, place a contrasting mark in each bar to indicate actual completion.
  - c. Prepare the schedule on a sheet, or series of sheets, of stable transparency, or other reproducible media, of sufficient width to show data for the entire construction period.
  - d. Secure time commitments for performing critical elements of the work from parties involved. Coordinate each element on the schedule with other construction activities; include minor elements involved in the sequence of the work. Show each activity in proper sequence. Indicate graphically sequences necessary for completion of related portions of the work.
  - e. Coordinate the Contractor's construction schedule with the schedule of values, list of subcontracts, submittal schedule, progress reports, payment requests, and other schedules.
  - f. Indicate completion in advance of the date established for Substantial Completion. Indicate Substantial Completion on the schedule to allow time for the Consultant's procedures necessary for certification of Substantial Completion.
2. Work Stages: Indicate important stages of construction for each major portion of the Work, including testing and installation.
3. Area Separations: Provide a separate time bar to identify each major construction area for each major portion of the work. Indicate where each element in an area must be sequenced or integrated with other activities.
4. Cost Correlation: At the head of the schedule, provide a two (2) item cost correlation line, indicating "pre-calculated" and "actual" costs. On the line show dollar-volume of work performed as of the dates used for preparation of payment requests.
  - a. Refer to Section "Price and Payment Procedures" for cost reporting and payment procedures.
5. Distribution: Following response to the initial submittal, print and distribute copies to the Consultant, Owner, subcontractors, and other parties required to comply with scheduled dates. Transmit electronically and post copies in the project meeting room and temporary field office.
  - a. When revisions are made, distribute to the same parties and post in the same locations. Delete parties from distribution when they have

completed their assigned portion of the work and are no longer involved in construction activities.

6. Schedule Updating: Revise the schedule after each meeting or activity, where revisions have been recognized or made. Issue the updated schedule electronically and in print concurrently with report of each meeting.

#### E. Submittal Schedule

1. After development and acceptance of the Contractor's construction schedule, prepare a complete schedule of submittals. Submit the schedule within ten (10) days of the date required for establishment of the Contractor's construction schedule.
  - a. Coordinate submittal schedule with the list of subcontracts, schedule of values and the list of products, as well as the Contractor's construction schedule.
  - b. Prepare the schedule in chronological order; include submittals required during the first thirty (30) or sixty (60) days of construction. Provide the following information:
    - 1) Scheduled date for the first submittal
    - 2) Related section number
    - 3) Submittal category
    - 4) Name of subcontractor
    - 5) Description of the part of the work covered
    - 6) Scheduled date for resubmittal
      - a) Scheduled date the Consultant's final release or approval
2. Distribution: Following response to initial submittal, print and distribute copies to the Consultant, Owner, subcontractors, and other parties required to comply with submittal dates indicated. Post copies in the project meeting room and field office.
  - a. When revisions are made, distribute to the same parties and post in the same locations. Delete parties from distribution when they have completed their assigned portion of the work and are no longer involved in construction activities.
3. Schedule Updating: Revise the schedule after each meeting or activity, where revisions have been recognized or made. Issue the updated schedule concurrently with report of each meeting.

#### F. Daily Construction Reports

1. Prepare a daily construction report, recording the following information concerning events at the site; and submit duplicate copies to the Consultant at weekly intervals:
  - a. List of subcontractors at the site
  - b. Approximate count of personnel at the site
  - c. High and low temperatures, general weather conditions
  - d. Accidents and unusual events
  - e. Meetings and significant decisions

- f. Stoppages, delays, shortages, losses
- g. Meter readings and similar recordings
- h. Emergency procedures
- i. Orders and requests of governing authorities
- j. Change Orders received, implemented
- k. Services connected, disconnected
- l. Equipment or system tests and start-ups
- m. Partial completions, occupancies
- n. Substantial Completions authorized

G. Shop Drawings

1. Submit newly prepared information, drawn to accurate scale. Highlight, encircle, or otherwise indicate deviations from the Contract Documents. Do not reproduce Contract Documents or copy standard information as the basis of Shop Drawings. Standard information prepared without specific reference to the project is not considered Shop Drawings.
2. Shop Drawings include fabrication and installation drawings, setting diagrams, schedules, patterns, templates, and similar drawings. Include the following information:
  - a. Dimensions
  - b. Identification of products and materials included
  - c. Compliance with specified standards
  - d. Notation of coordination requirements
  - e. Notation of dimensions established by field measurement
  - f. Sheet Size: Except for templates, patterns and similar full-size drawings, submit Shop Drawings on sheets at least 8-1/2" x 11", but no larger than 36" x 48".
  - g. Submittal: Submit electronically and in print for the Consultant's review; Consultant's comments will be returned electronically.
    - 1) One (1) of the prints returned shall be marked-up and maintained as a "Record Document".
  - k. Do not use Shop Drawings without an appropriate final stamp indicating action taken in connection with construction.
3. Coordination drawings are a special type of Shop Drawing that show the relationship and integration of different construction elements that require careful coordination during fabrication or installation to fit in the space provided or function as intended.
  - a. Preparation of coordination drawings is specified in section "Project Coordination" and may include components previously shown in detail on Shop Drawings or Product Data.
  - b. Submit coordination drawings for integration of different construction elements. Show sequences and relationships of separate components to avoid conflicts in use of space.

H. Product Data

1. Collect Product Data into a single submittal for each element of construction or system. Product Data includes printed information such as manufacturer's

installation instructions, catalog cuts, standard color charts, roughing-in diagrams and templates, standard wiring diagrams, and performance curves. Where Product Data must be specially prepared because standard printed data is not suitable for use, submit as "Shop Drawings".

- a. Mark each copy to show applicable choices and options. Where printed Product Data includes information on several products, some of which are not required, mark copies to indicate the applicable information. Include the following information:
  - 1) Manufacturer's printed recommendations
    - a) Compliance with recognized trade association standards
    - b) Compliance with recognized testing agency standards
  - 2) Application of testing agency labels and seals
    - a) Notation of dimensions verified by field measurement
  - 3) Notation of coordination requirements
- b. Do not submit Product Data until compliance with requirements of the Contract Documents has been confirmed.
- c. Preliminary Submittal: Submit a preliminary single-copy of Product Data where selection of options is required.
- d. Submittals: Submit two (2) copies of each required submittal; submit four (4) copies where required for maintenance manuals. The Consultant will retain one (1), and will return the other marked with action taken and corrections or modifications required.
  - 1) Unless non-compliance with Contract Document provisions is observed, the submittal may serve as the final submittal.
- e. Distribution: Furnish copies of final submittal to installers, subcontractors, suppliers, manufacturers, fabricators, and others required for performance of construction activities. Show distribution on transmittal forms.
  - 1) Do not proceed with installation until an applicable copy of Product Data applicable is in the installer's possession.
  - 2) Do not permit use of unmarked copies of Product Data in connection with construction.

## I. Samples

1. Submit full-size, fully fabricated samples cured and finished as specified and physically identical with the material or product proposed. Samples include partial sections of manufactured or fabricated components, cuts or containers of materials, color range sets, and swatches showing color, texture, and pattern.
  - a. Mount, display, or package samples in the manner specified to facilitate review of qualities indicated. Prepare samples to match the Consultant's sample. Include the following:
    - 1) Generic description of the sample
    - 2) Sample source
    - 3) Product name or name of manufacturer

- 4) Compliance with recognized standards
  - 5) Availability and delivery time
2. Submit samples for review of kind, color, pattern, and texture, for a final check of these characteristics with other elements, and for a comparison of these characteristics between the final submittal and the actual component as delivered and installed.
    - a. Where variation in color, pattern, texture, or other characteristics are inherent in the material or product represented, submit multiple units (not less than three (3), that show approximate limits of the variations.
    - b. Refer to other specification sections for requirements for samples that illustrate workmanship, fabrication techniques, details of assembly, connections, operation and similar construction characteristics.
    - c. Refer to other sections for samples to be returned to the Contractor for incorporation in the work. Such samples must be undamaged at time of use. On the transmittal, indicate special requests regarding disposition of sample submittals.
  3. Preliminary Submittals: Where samples are for selection of color, pattern, texture, or similar characteristics from a range of standard choices, submit a full set of choices for the material or product.
    - a. Preliminary submittals will be reviewed and returned with the Consultant's mark indicating selection and other action.
  4. Submittals: Except for samples illustrating assembly details, workmanship, fabrication techniques, connections, operation and similar characteristics, submit three (3) sets; one (1) will be returned marked with the action taken.
    - a. Maintain sets of samples, as returned, at the project site, for quality comparisons throughout the course of construction.
      - 1) Unless non-compliance with Contract Document provisions is observed, the submittal may serve as the final submittal.
      - 2) Sample sets may be used to obtain final acceptance of the construction associated with each set.
  5. Distribution of Samples: Prepare and distribute additional sets to subcontractors, manufacturers, fabricators, suppliers, installers, and others as required for performance of the work. Show distribution on transmittal forms.
    - a. Field samples specified in individual sections are special types of samples. Field samples are full-size examples erected on site to illustrate finishes, coatings, or finish materials and to establish the standard by which the work will be judged.
      - 1) Comply with submittal requirements to the fullest extent possible. Process transmittal forms to provide a record of activity.

J. Consultant's Action

1. Except for submittals for record, information, or similar purposes, where action and return is required or requested, the Consultant will review each submittal, mark to indicate action taken, and return promptly. Compliance with specified characteristics is the Contractor's responsibility.
2. Action Stamp: The Consultant will stamp each submittal with a uniform, self-explanatory action stamp. The stamp will be appropriately marked, as follows, to indicate the action taken:
  - a. Final-But-Restricted Release: When submittals are marked "Make Corrections Noted", that part of the work covered by the submittal may proceed provided it complies with notations or corrections on the submittal and requirements of the Contract Documents; final acceptance will depend on that compliance.
  - b. Returned for Resubmittal: When submittal is marked "Revise and Resubmit", do not proceed with that part of the work covered by the submittal, including purchasing, fabrication, delivery, or other activity. Revise or prepare a new submittal in accordance with the notations; resubmit without delay. Repeat if necessary to obtain a different action mark.
    - 1) Do not permit submittals marked "Revise and Resubmit" to be used at the project site, or elsewhere where work is in progress.
  - c. Other Action: Where a submittal is primarily for information or record purposes, special processing or other activity, the submittal will be returned, marked "Action not Required".

END OF SECTION 013000

**SECTION 013100**  
**PROJECT COORDINATION**

**1.1 GENERAL**

- A. Related Documents
  - 1. Drawings and general provisions of Contract, including General Conditions and Supplemental Conditions and other Division1 Specification Sections, apply to this Section.
  
- B. Summary
  - 1. This section specifies administrative and supervisor requirements necessary for project coordination including, but not necessarily limited to:
    - a. Coordination
    - b. Administrative and supervisory personnel
    - c. General installation provisions
    - d. Cleaning and protection
  - 2. Field Engineering is included in Section "Field Engineering".
  - 3. Progress meetings, coordination meetings and pre-installation conferences are included in Section "Project Meetings".
  - 4. Requirements for Contractor's Construction Schedule are included in Section "Submittals".
  
- C. Coordination
  - 1. Coordination: Coordinate construction activities included under various sections of these specifications to assure efficient and orderly installation of each part of the work. Coordinate construction operations included under different sections of the specifications that are dependent upon each other for proper installation, connection, and operation.
    - a. Provide access to work at all times for inspections by Owner and authorized representatives.
    - b. Provide safe working conditions and protection of completed work.
    - c. Provide barricades and signs.
    - d. Where installation of one part of the work is dependent on installation of other components, either before or after its own installation, schedule construction activities in the sequence required to obtain the best results.
    - e. Where availability of space is limited, coordinate installation of different components to assure maximum accessibility for required maintenance, service and repair.
    - f. Make adequate provisions to accommodate items scheduled for later installation.
    - g. Where necessary, prepare memoranda for distribution to each party involved outlining special procedures required for coordination. Include such items as required notices, reports, and attendance at meetings.
      - 1) Prepare similar memoranda for the Owner and separate Contractors where coordination of their work is required.
  - 2. Administrative Procedures: Coordinate scheduling and timing of required administrative procedures with other construction activities to avoid conflicts and ensure orderly progress of the work. Such administrative activities include, but are not limited to, the following:



- a. Notify Facilities Services or Campus Planning, Design and Construction of any expected disruptions in service or changes in construction schedule at least 72 hours (3 working days) in advance.
  - b. Preparation of schedules.
  - c. Installation and removal of temporary facilities.
  - d. Delivery and processing of submittals.
  - e. Progress meetings.
  - f. Project close-out activities.
3. Conservation: Coordinate construction activities to ensure that operations are carried out with consideration given to conservation of energy, water, and materials.
- a. Salvage materials and equipment involved in performance of, but not actually incorporated in, the work. Refer to other sections for disposition of salvaged materials that are designated as Owner's property.
- D. Submittals
- 1. Coordinated Drawings: Prepare and submit coordination drawings where close and careful coordination is required for installation of products and materials fabricated off-site by separate entities, and where limited space availability necessitates maximum utilization of space for efficient installation of different components.
    - a. Show the interrelationship of components shown on separate shop drawings.
    - b. Indicate required installation sequences.
    - c. Comply with requirements contained in Section "Submittals".
    - d. Section "Basic Electrical Requirements" for specific coordination drawing requirements for mechanical and electrical installations.
  - 2. Staff Names: Within 15 days of Notice to Proceed, submit a list of the Contractor's principal staff assignments, including the Superintendent and other personnel in attendance at the site; identify individuals, their duties and responsibilities; list their addresses and telephone numbers. Post copies of the list in the project meeting room, the temporary field office, and each temporary telephone.

## 1.2 PROJECT MEETINGS

- A. Related Documents
- 1. Drawings and general provisions of the Contract, including General and Supplementary General Conditions and other Division 1 Specification Sections, apply to this Section.
- B. Summary
- 1. This section specifies administrative and procedural requirements for project meetings including but not limited to:
    - a. Pre-construction conference
    - b. Pre-installment conferences
    - c. Coordination meetings
    - d. Progress meetings
- C. Pre-construction Conference
- 1. Schedule a pre-construction conference and organizational meeting.
    - a. Hold meeting at the project site or other convenient location and prior to commencement of construction activities, including the moving of

equipment on to the site. Conduct the meeting to review responsibilities and personnel assignments.

2. Attendees: The Owner, Consultant and their consultants, the Contractor and its superintendent, major subcontractors, manufacturers, suppliers and other concerned parties shall each be represented at the conference by persons familiar with and authorized to conclude matters relating to the work. Both the Contractor and the Contractor's job foremen shall attend the meeting, along with all subcontractors.
3. Agenda: Discuss items of significance that could affect progress including such topics as:
  - a. Tentative construction schedule
  - b. Critical work sequencing
  - c. Designation of responsible personnel
  - d. Procedures for processing field decisions and Change Orders
  - e. Procedures for processing Applications for Payment
  - f. Distribution of Contract Documents
  - g. Submittal of Shop Drawings, Product Data and Samples
  - h. Preparation of record documents
  - i. Use of the premises
  - j. Office, work and storage areas
  - k. Equipment deliveries and priorities
  - l. Safety procedures
  - m. First aid
  - n. Security
  - o. Housekeeping
  - p. Working hours

D. Pre-Installation Conferences

1. Conduct a pre-installation conference at the site before each construction activity that requires coordination with other construction. The Installer and representatives of manufacturers and fabricators involved in or affected by the installation, and its coordination or integration with other materials and installations that have preceded or will follow, shall attend the meeting. Advise the Consultant of scheduled meeting dates.
2. Review the progress of other construction activities and preparations for the particular activity under consideration at each pre-installation conference, including requirements for:
  - a. Contract Documents
  - b. Options
  - c. Related Change Orders
  - d. Purchases
  - e. Deliveries
  - f. Shop Drawings, Product Data and quality control samples
  - g. Possible conflicts
  - h. Compatibility problems
  - i. Time schedules
  - j. Weather limitations
  - k. Manufacturer's recommendations
  - l. Compatibility of materials
  - m. Acceptability of substrates
  - n. Temporary facilities
  - o. Space and access limitations
  - p. Governing regulations

- q. Safety
  - r. Inspection and testing requirements
  - s. Required performance results
  - t. Recording requirements
  - u. Protection
3. The Consultant will record significant discussions and agreements and disagreements of each conference, along with the approved schedule. Distribute the record of the meeting to everyone concerned, promptly, including the Owner and Consultant.
  4. Do not proceed if the conference cannot be successfully concluded. Initiate whatever actions are necessary to resolve impediments to performance of work and reconvene the conference at the earliest feasible date.
- E. Coordination Meeting
1. Conduct project coordination meetings at regularly scheduled times convenient for all parties involved. Project coordination meetings are in addition to specific meetings held for other purposes, such as regular progress meetings and special pre-installation meetings.
  2. Request representation at each meeting by every party currently involved in coordination or planning for the construction activities involved.
  3. The Consultant will record meeting results and distribute copies to everyone in attendance and to others affected by decisions or actions resulting from each meeting.
- F. Progress Meetings
1. Conduct progress meetings at the project site at regularly scheduled intervals. Coordinate with the Owner and Consultant of scheduled meeting dates. Coordinate dates of meetings with preparation of the payment request.
  2. Attendees: In addition to representatives of the Owner and Consultant, each subcontractor, supplier, or other entity concerned with current progress or involved in planning, coordination or performance of future activities shall be represented at these meetings by persons familiar with the project and authorized to conclude matters relating to progress.
  3. Agenda: Visit job site to raise specific pending issues prior to meeting. Review and correct or approve minutes of the previous progress meeting. Review other items of significance that could affect progress. Include topics for discussion as appropriate to the current status of the project.
    - a. Contractor's Construction Schedule: Review progress since the last meeting. Determine where each activity is in relation to the Contractor's Construction Schedule, whether on time or ahead or behind schedule. Determine how construction behind schedule will be expedited; secure commitments from parties involved to do so. Discuss whether schedule revisions are required to ensure that current and subsequent activities will be completed within the contract time.
    - b. Review the present and future needs of each entity present, including such items as:
      - 1) Interface requirements
      - 2) Time
      - 3) Sequences
      - 4) Deliveries
      - 5) Off-site fabrication problems
      - 6) Access
      - 7) Site utilization

- 8) Temporary facilities and services
  - 9) Hours of work
  - 10) Hazards and risks
  - 11) Housekeeping
  - 12) Quality and work standards
  - 13) Change Orders
  - 14) Documentation of information for payment requests
4. Reporting: The Consultant shall distribute printed and electronic copies of minutes of the meeting to each party present and to other parties who should have been present. Include a brief summary, in narrative form, of progress since the previous meeting and report.
- a. Schedule Updating: Revise the construction schedule after each progress meeting where revisions to the schedule have been made or recognized. Issue the revised schedule concurrently with the report of each meeting.

### **1.3 PRODUCTS (NOT APPLICABLE)**

### **1.4 EXECUTION**

#### **A. General Installation Provisions**

1. Inspection of Conditions: Require the installer of each major component to inspect both the substrate and conditions under which work is to be performed. Do not proceed until unsatisfactory conditions have been corrected in an acceptable manner.
2. Manufacturer's Instructions: Comply with manufacturer's installation instructions and recommendations, to the extent that those instructions and recommendations are more explicit or stringent than requirements contained in Contract Documents.
3. Inspect materials or equipment immediately upon delivery and again prior to installation. Reject damaged and defective items.
4. Provide attachment and connection devices and methods necessary for securing work. Secure work true to line and level. Allow for expansion and building movement.
5. Visual Effects: Provide uniform joint widths in exposed work. Arrange joints in exposed work to obtain the best visual effect. Refer questionable choices to the Consultant for final decision.
6. Recheck measurements, quantities and dimensions, before starting each installation.
7. Install each component during weather conditions and project status that will ensure the best possible results. Isolate each part of the completed construction from incompatible material as necessary to prevent deterioration.
8. Coordinate temporary enclosures with required inspections and tests, to minimize the necessity of uncovering completed construction for that purpose.
9. Mounting Heights: Where mounting heights are not indicated, install individual components at standard mounting heights recognized within the industry for the particular application indicated and in compliance with accessibility requirements. Refer questionable mounting height decisions to the Consultant for final decision.

#### **B. Cleaning and Protection**

1. During handling and installation, clean and protect construction in progress and adjoining materials in place. Apply protective covering where required to ensure protection from damage or deterioration at Substantial Completion.

2. Clean and maintain completed construction as frequently as necessary through the remainder of the construction period. Adjust and lubricate operable components to ensure operability without damaging effects.
3. Limiting Exposures: Supervise construction activities to ensure that no part of the construction, completed or in progress, is subject to harmful, dangerous, damaging, or otherwise deleterious exposure during the construction period. Where applicable, such exposures include, but are not limited to, the following:
  - a. Excessive static or dynamic loading
  - b. Excessive internal or external pressures
  - c. Excessively high or low temperatures
  - d. Thermal shock
  - e. Excessively high or low humidity
  - f. Air contamination or pollution
  - g. Water or ice
  - h. Solvents
  - i. Chemicals
  - j. Light
  - k. Radiation
  - l. Puncture
  - m. Abrasion
  - n. Heavy traffic
  - o. Soiling, staining and corrosion
  - p. Bacteria
  - q. Rodent and insect infestation
  - r. Combustion
  - s. Electrical current
  - t. High speed operation
  - u. Improper lubrication
  - v. Unusual wear or other misuse
  - w. Contact between incompatible materials
  - x. Destructive testing
  - y. Misalignment
  - z. Excessive weathering
    - aa. Unprotected storage
    - ab. Improper shipping or handling
    - ac. Theft
    - ad. Vandalism

**END OF SECTION 013100**

**SECTION 014000**  
**QUALITY REQUIREMENTS**

1.1 GENERAL

A. RELATED DOCUMENTS

1. Drawings and general provisions of Contract, including General Conditions, Supplemental Conditions and other Division-1 Specification Sections, apply to this Section.

B. SUMMARY

1. This Section specifies administrative and procedural requirements for quality control services.
2. Quality control services include inspections and tests and related actions including reports, performed by independent agencies, governing authorities, and the Contractor. They do not include Contract enforcement activities performed by the Architect.
3. Inspection and testing services are required to verify compliance with requirements specified or indicated. These services do not relieve the Contractor of responsibility for compliance with Contract Document requirements.
4. Requirements of this Section relate to customized fabrication and installation procedures, not production of standard products.
  - a. Specific quality control requirements for individual construction activities are specified in the Sections that specify those activities. Those requirements, including inspections and tests, cover production of standard products as well as customized fabrication and installation procedures.
  - b. Inspections, test and related actions specified are not intended to limit the Contractor's quality control procedures that facilitate compliance with Contract Document requirements.
  - c. Requirements for the Contractor to provide quality control services required by the Architect, Owner, or authorities having jurisdiction are not limited by provisions of this Section.

C. RESPONSIBILITIES

1. Contractor Responsibilities: The Contractor shall provide inspections, tests and similar quality control services, specified in individual Specification Sections and required by governing authorities, except where they are specifically indicated to be the Owner's responsibility, or are provided by another identified entity; these services include those
  - a. Services specified to be performed by an independent agency and not by the Contractor. Costs for these services shall be included in the Contract Sum.
  - b. The Contractor shall employ and pay an independent agency, to perform specified quality control services.
  - c. The Owner will engage and pay for the services of an independent agency

to perform inspections and tests specified as the Owner's responsibility. Payment for these services will be made by the Owner.

- d. Where the Owner has engaged a testing agency or other entity for testing and inspection of a part of the Work, and the Contractor is also required to engage an entity for the same or related element, the Contractor shall not employ the entity engaged by the Owner, unless otherwise agreed in writing with the Owner.
2. Retesting: The Contractor is responsible for retesting where results of required inspections, tests or similar services provide unsatisfactory and do not indicate compliance with Contract Document requirements, regardless of whether the original test was the Contractor's responsibility.
    - a. Cost of retesting construction revised or replaced by the Contractor is the Contractor's responsibility, where required tests were performed on original construction.
  3. Associated Services: The Contractor shall cooperate with agencies performing required inspections, tests and similar services and provide reasonable auxiliary services as requested. Notify the agency sufficiently in advance of operations to permit assignment of personnel. Associated services required include but are not limited to:
    - a. Providing access to the Work and furnishing incidental labor and facilities necessary to facilitate inspections and tests.
    - b. Taking adequate quantities of representative samples of materials that require testing or assisting the agency in taking samples.
    - c. Providing facilities for storage and curing of test samples, and delivery of samples to testing laboratories.
    - d. Providing the agency with a preliminary design mix proposed for use for materials mixes that require control by the testing agency.
    - e. Security and protection of samples and test equipment at the Project site.
  4. Owner Responsibilities: The Owner will provide inspections, tests and similar quality control services specified to be performed by independent agencies and not by the Contractor, except where they are specifically indicated as the Contractor's responsibility or are provided by another identified entity. Costs for these services are not included in the Contract Sum.
    - a. The Owner will employ and pay for the services of an independent agency, testing laboratory or other qualified firm to perform services which are the Owner's responsibility.
  5. Duties of the Testing Agency: The independent testing agency engaged to perform inspections, sampling and testing of materials and construction specified in individual Specification Sections shall cooperate with the Architect and Contractor in performance of its duties, and shall provide qualified personnel to perform required inspections and tests.
    - a. The agency shall notify the Architect and Contractor promptly of irregularities or deficiencies observed in the Work during performance of its services.

- b. The agency is not authorized to release, revoke, alter or enlarge requirements of the Contract Documents, or approve or accept any portion of the Work.
  - c. The agency shall not perform any duties of the Contractor.
6. Coordination: The Contractor and each agency engaged to perform inspections, tests and similar services shall coordinate the sequence of activities to accommodate required services with a minimum of delay. In addition the Contractor and each agency shall coordinate activities to avoid the necessity of removing and replacing construction to accommodate inspections and tests. The Contractor is responsible for scheduling times for inspections, tests, taking samples and similar activities.

#### D. SUBMITTALS

- 1. The independent testing agency shall submit a certified written report and electronic copy of each inspection, test or similar service, to the Architect, in duplicate, unless the Contractor is responsible for the service. If the Contractor is responsible for the service, submit a certified written report of each inspection, test or similar service through the Contractor, in duplicate.
  - a. Submit additional copies of each written report directly to the governing authority, when the authority so directs.
  - b. Report Data: Written reports of each inspection, test or similar service shall include, but not be limited to:
    - 1) Date of issue
    - 2) Project title and number
    - 3) Name, address and telephone number of testing agency
    - 4) Dates and locations of samples and tests or inspections
    - 5) Names of individuals making the inspection or test
    - 6) Designation of the Work and test method
    - 7) Identification of product and Specification Section
    - 8) Complete inspection or test data
    - 9) Test results and in interpretations of test results
    - 10) Ambient conditions at the time of sample-taking and testing
    - 11) Comments or professional opinion as to whether inspected or tested Work complies with Contract Document requirements
    - 12) Name and signature of laboratory inspector
    - 13) Recommendations on retesting

#### E. QUALITY ASSURANCE

- 1. Qualification for Service Agencies: Engage inspection and testing service agencies, including independent testing laboratories, which are prequalified as complying with "Recommended Requirements for Independent Laboratory Qualification" by the American Council of Independent Laboratories, and which specialize in the types of inspections and tests to be performed.
- 2. Each independent inspection and testing agency engaged on the Project shall be authorized by authorities having jurisdiction to operate in the State of Montana.



1.2 PRODUCTS (NOT APPLICABLE)

1.3 EXECUTION

A. GENERAL

1. Upon completion of inspection, testing, sample-taking and similar services, repair damaged construction and restore substrates and finishes to eliminate deficiencies, including deficiencies in visual qualities of exposed finishes.
2. Protect construction exposed by or for quality control service activities, and protect repaired construction.
3. Repair and protection is the Contractor's responsibility, regardless of the assignment of responsibility for inspection, testing or similar services.

**END OF SECTION 014000**

**SECTION 015000**  
**TEMPORARY FACILITIES AND UTILITIES**

1.1 GENERAL

A. RELATED DOCUMENTS

1. Drawings and general provisions of the Contract, including General Conditions and Supplemental Conditions and other Division-1 Specification Sections, apply to this Section.

B. SUMMARY

1. This Section specifies requirements for temporary services and facilities, including utilities, construction and support facilities, security and protection.
2. Temporary utilities required may include but are not limited to:
  - a. Telephone service
  - b. Electric Service
  - c. Water
  - d. Natural gas
  - e. Sewer
3. Temporary construction and support facilities required may include but are not limited to:
  - a. Field offices and storage sheds.
  - b. Sanitary facilities, including drinking water
  - c. Temporary Project identification signs and bulletin boards
  - d. Waste Disposal services
  - e. Construction aids and miscellaneous services and facilities
4. Security and protection facilities required include but are not limited to:
  - a. Temporary Security Fencing
  - b. Temporary fire protection
  - b. Barricades, warning signs, lights
  - c. Environmental protection

C. QUALITY ASSURANCE

1. Regulations: Comply with industry standards and applicable laws and regulations if authorities having jurisdiction, including but not limited to:
  - a. Building Code requirements
  - b. Health and safety regulations
  - c. Utility company regulations
  - d. Police, Fire Department and Rescue Squad rules
  - e. Environmental protection regulations
2. Standards: Comply with NFPA Code 241, "Building Construction and

Demolition Operations" and ANSI-A10 Series standards for "Safety Requirements for Construction and Demolition".

#### D. PROJECT CONDITIONS

1. Conditions of Use: Keep temporary services and facilities clean and neat in appearance. Operate in a safe and efficient manner. Take necessary fire prevention measures. Do not overload facilities, or permit them to interfere with progress. Do not allow hazardous dangerous or unsanitary conditions, or public nuisances to develop or persist on the site.

### 1.2 PRODUCTS

#### A. MATERIALS

1. General: Provide new materials; if acceptable to the Architect, undamaged previously used materials in serviceable condition may be used. Provide materials suitable for the use intended.
2. Water: Provide potable water approved by local health authorities.
3. Open-Mesh Fencing: Provide 11-gage, galvanized 2-inch, chain link fabric fencing 6-feet high with galvanized barbed wire top strand and galvanized steel pipe posts, 1 1/2" I.D. for line posts and 2-1/2" I.D. for corner posts.

#### B. EQUIPMENT

1. General: Provide new equipment; if acceptable to the Architect, undamaged, previously used equipment in serviceable condition may be used. Provide equipment suitable for use intended.
2. Water Hoses: Provide 3/4" heavy-duty, abrasion-resistant, flexible rubber hoses 100 ft. long, with pressure rating greater than the maximum pressure of the water distribution system; provide adjustable shut-off nozzles at hose discharge.
3. Electrical Outlets: Provide properly configured NEA polarized outlets to prevent insertion of 110-120 volt plugs into higher voltage outlets. Provide receptacle outlets equipped with ground-fault circuit interrupters, reset button and pilot light, for connection of power tools and equipment.
4. Electrical Power Cords: Provide grounded extension cords; use "hard-service" cords where exposed to abrasion and traffic. Provide waterproof connectors to connect separate lengths of electric cords, if single lengths will not reach areas where construction activities are in progress.
5. Lamps and Light Fixtures: Provide general service incandescent lamps of wattage required for adequate illumination. Provide guard cages or tempered glass enclosures, where exposed to breakage. Provide exterior fixtures where exposed to moisture.
6. Temporary Offices: Provide prefabricated or mobile units or similar job-built construction with lockable entrances, operable windows and serviceable finishes. Provide heated and air-conditioned units on foundations adequate for normal loading.
7. Temporary Toilet Units: Provide self-contained single-occupant toilet units of the chemical, aerated recirculation, or combustion type, properly vented and fully enclosed with a glass fiber reinforced polyester shell or similar nonabsorbent

material.

9. First Aid Supplies: Comply with governing regulations.
10. Fire Extinguishers: Provide hand-carried, portable UL-rated, class "A" fire extinguishers for temporary offices and similar spaces. In other locations provide hand carried, portable, UL-rated, class "ABC" dry chemical extinguishers, or a combination of extinguishers of NFPA recommended classes for the exposures.
  - a. Comply with NFPA 10 and 241 for classification, extinguishing agent and size required by location and class of fire exposure.

### 1.3 EXECUTION

#### A. INSTALLATION

1. Use qualified personnel for installation of temporary facilities. Locate facilities where they will serve the Project adequately and result in minimum interference with performance of the Work and Owner's operations. Relocate and modify facilities as required.
2. Provide each facility ready for use when needed to avoid delay. Maintain and modify as required. Do not remove until facilities are no longer needed, or are replaced by authorized use of completed permanent facilities.

#### B. TEMPORARY UTILITIES

1. Temporary Telephones: Provide temporary telephone service for all personnel engaged in construction activities, throughout the construction period. Provide cellular telephone, operational and on site at all times.

#### C. TEMPORARY CONSTRUCTION AND SUPPORT FACILITIES INSTALLATION

1. Locate field offices, storage sheds, sanitary facilities and other temporary construction and support facilities for easy access and minimal interruption to Owner's operations.
  - a. Maintain temporary construction and support facilities until near Substantial Completion. Remove prior to Substantial Completion. Personnel remaining after Substantial Completion will be permitted to use permanent facilities, under conditions acceptable to the Owner.
2. Field Offices: The Contractor, at his option, shall provide insulated, weather tight temporary offices of sufficient size to accommodate required office personnel at the Project site. Keep the office clean and orderly for use for small progress meetings. Furnish and equip offices as follows:
  - a. Furnish with a desk and chairs, a 4-drawer file cabinet, plan table and plan rack and a 6-shelf bookcase.
  - b. Equip with a water cooler and private toilet complete with water closet, lavatory and mirror-medicine cabinet unit.
3. Storage and Fabrication Sheds: Install storage and fabrication sheds, sized, furnished and equipped to accommodate materials and equipment involved,

including temporary utility service. Sheds may be open shelters or fully enclosed spaces within the building or elsewhere on the site.

4. Sanitary facilities include temporary toilets, wash facilities and drinking water fixtures. Comply with regulations and health codes for the type, number, location, operation and maintenance of fixtures and facilities. Install where facilities will best serve the Project's needs.
  - a. Provide toilet tissue, paper towels, paper cups and similar disposable materials for each facility. Provide covered waste containers for used material.
5. Toilets: Install self-contained toilet units. Shield toilets to ensure privacy. Use of pit-type privies will not be permitted.
6. Wash Facilities: Install wash facilities supplied with potable water at convenient locations for personnel involved in handling materials that require wash-up for a healthy and sanitary condition. Dispose of drainage properly. Supply cleaning compounds appropriate for each condition.
  - a. Provide safety showers, eye-wash fountains and similar facilities for convenience, safety and sanitation of personnel.
7. Drinking Water Facilities: Provide containerized tap-dispenser bottled-water type drinking water units, including paper supply.
  - a. Where power is accessible, provide electric water coolers to maintain dispensed water temperature at 45 to 55 deg F (7 to 13 deg C).
8. Collection and Disposal of Waste: Collect waste from construction areas and elsewhere daily. Comply with requirements of NFPA 241 for removal of combustible waste material and debris. Enforce requirements strictly. Do not hold materials more than 7 days during normal weather or 3 days when the temperature is expected to rise above 80 deg. F (27 deg C). Handle hazardous, dangerous, or unsanitary waste materials separately from other waste by containerizing properly. Dispose of material in a lawful manner. Do not use University trash containers for any reason.

#### D. SECURITY AND PROTECTION FACILITIES INSTALLATION

1. Site Enclosure Fence: Before construction operations begin, furnish and install site enclosure fence in a manner that will prevent people and animals from easily entering site except by entrance gates.
  - (a) Extent of Fence: As required to enclose entire Project site or portion determined sufficient to accommodate construction operations.
2. Security Enclosure and Lockup: Install temporary enclosure around partially completed areas of construction. Provide lockable entrances to prevent unauthorized entrance, vandalism, theft, and similar violations of security. Lock entrances at end of each work day.
3. Open-Mesh Fencing: Provide 11-gage, galvanized 2-inch, chain link fabric fencing 6-feet high with galvanized barbed wire top strand and galvanized steel

pipe posts, 1 1/2" I.D. for line posts and 2-1/2" I.D. for corner posts.

4. Barricades, Warning Signs and Lights: Comply with requirements of authorities having jurisdiction for erecting structurally adequate barricades, including warning signs and lighting.
5. Do not remove temporary security and protection facilities until Substantial Completion, or longer as requested by the Architect.
6. Temporary Fire Protection: Install and maintain temporary fire protection facilities of the types needed to protect against reasonably predictable and controllable fire losses. Comply with NFPA 10 "Standard for Portable Fire Extinguishers," and NFPA 241 "Standard for Safeguarding Construction, Alterations and Demolition Operations."
  - a. Locate fire extinguishers where convenient and effective for their intended purpose, but not less than one extinguisher on each floor at or near each usable stairwell.
  - b. Store combustible materials in containers in fire-safe locations.
  - c. Maintain unobstructed access to fire extinguishers, fire hydrants, temporary fire protection facilities, stairways and other access routes for fighting fires. Prohibit smoking in hazardous fire exposure areas.
  - d. Provide supervision of welding operations, combustion type temporary heating units, and similar sources of fire ignition.
7. Environmental Protection: Provide protection, operate temporary facilities and conduct construction in ways and by methods that comply with environmental regulations, and minimize the possibility that air, waterways and subsoil might be contaminated or polluted, or that other undesirable effects might result. Avoid use of tools and equipment which produce harmful noise. Restrict use of noise making tools and equipment to hours that will minimize complaints from persons or firms near the site.

#### E. OPERATION, TERMINATION AND REMOVAL

1. Supervision: Enforce strict discipline in use of temporary facilities. Limit availability of temporary facilities to essential and intended uses to minimize waste and abuse.
2. Maintenance: Maintain facilities in good operating condition until removal. Protect from damage by freezing temperatures and similar elements.
3. Termination and Removal: Unless the Architect requests that it be maintained longer, remove each temporary facility when the need has ended, or when replaced by authorized use of a permanent facility, or no later than Substantial Completion. Complete or, if necessary, restore permanent construction that may have been delayed because of interference with the temporary facility. Repair damaged Work, clean exposed surfaces and replace construction that cannot be satisfactorily repaired.
  - a. Materials and facilities that constitute temporary facilities are property of the Contractor. The Owner reserves the right to take possession of Project identification signs.

END OF SECTION 015000

## SECTION 01 60 00 - PRODUCT REQUIREMENTS

### PART 1 - GENERAL

#### 1.1 RELATED DOCUMENTS

- A. Drawings and general provisions of the contract, including General and Supplemental Conditions and Division 1 Specification Sections, apply to this section.

#### 1.2 SECTION REQUIREMENTS

- A. Provide products of same kind from a single source. The term "product" includes the terms "material," "equipment," "system," and similar terms.
- B. Deliver, store, and handle products according to manufacturer's written instructions, using means and methods that will prevent damage, deterioration, and loss, including theft.
  - 1. Inspect products at time of delivery for compliance with the Contract Documents and to ensure items are undamaged and properly protected.
- C. Product Substitutions: Reasonable and timely requests for substitutions will be considered. Substitutions include products and methods of construction differing from that required by the Contract Documents and proposed by Contractor after award of Contract. Substitutions only allowed for products when more than one manufacturer is indicated.
  - 1. Submit two (2) copies of each request for product substitution. Identify product to be replaced and provide complete documentation showing compliance of proposed substitution with applicable requirements. Include a full comparison with the specified product, a list of changes to other Work required to accommodate the substitution, and any proposed changes in Contract Sum or Contract Time should the substitution be accepted.
  - 2. Submit requests for product substitution in time to permit processing of request and subsequent Submittals, if any, sufficiently in advance of when materials are required in the Work. Do not submit unapproved substitutions on Shop Drawings or other submittals.
  - 3. Owner will review the proposed substitution and notify Contractor of its acceptance or rejection.

### PART 2 - PRODUCTS

#### 2.1 PRODUCT OPTIONS

- A. Provide products that comply with the Contract Documents, are undamaged, and are new at the time of installation.
  - 1. Provide products complete with accessories, trim, finish, and other devices and components needed for a complete installation and the intended use and effect.



B. Select products as follows:

1. Where only a single product or manufacturer is named, provide the item indicated. No substitutions will be permitted.
2. Where two or more products or manufacturers are named, provide one of the items indicated. No substitutions will be permitted.
3. Where products or manufacturers are specified by name, accompanied by the term "or equal," provide the named item or comply with provisions concerning "product substitutions" to obtain approval for use of an unnamed product or manufacturer.
4. Where a product is described with required characteristics, with or without naming a brand or trademark, provide a product that complies with those characteristics and other Contract requirements.
5. Where compliance with performance requirements is specified, provide products that comply and are recommended in writing by the manufacturer for the application.
6. Where compliance with codes, regulations, or standards, is specified, select a product that complies with the codes, regulations, or standards referenced.

C. Unless otherwise indicated, Owner will select color, pattern, and texture of each product from manufacturer's full range of options.

PART 3 - EXECUTION (Not Applicable)

END OF SECTION 01 60 00

## **SECTION 173000 EXECUTION**

### PART 1 - GENERAL

#### 1.1 RELATED DOCUMENTS

1. Drawings and general provisions of Contract, including General Conditions, Supplemental Conditions and other Division-1 Specification Sections, apply to this Section.

#### 1.2 SUMMARY

- A. Section includes general administrative and procedural requirements governing execution of the Work including, but not limited to, the following:
  1. Construction layout.
  2. Installation of the Work.
  3. Cutting and patching.
  4. Coordination of Owner-installed products.
  5. Progress cleaning.
  6. Starting and adjusting.
  7. Protection of installed construction.
  8. Correction of the Work.
- B. Related Requirements:
  1. Section 011000 "Summary" for limits on use of Project site.

#### 1.3 QUALITY ASSURANCE

- A. Cutting and Patching: Comply with requirements for and limitations on cutting and patching of construction elements.
  1. Structural Elements: When cutting and patching structural elements, notify Consultant of locations and details of cutting and await directions from Consultant before proceeding. Shore, brace, and support structural element during cutting and patching. Do not cut and patch structural elements in a manner that could change their load-carrying capacity or increase deflection
  2. Operational Elements: Do not cut and patch operating elements and related components in a manner that results in reducing their capacity to perform as intended or those results in increased maintenance or decreased operational life or safety.
  3. Other Construction Elements: Do not cut and patch other construction elements or components in a manner that could change their load-carrying capacity, that results in reducing their capacity to perform as intended, or that results in increased maintenance or decreased operational life or safety.
  4. Visual Elements: Do not cut and patch construction in a manner that results in visual evidence of cutting and patching. Do not cut and patch exposed construction in a manner that would, in Consultant's opinion, reduce the building's aesthetic qualities. Remove and replace construction that has been cut and patched in a visually unsatisfactory manner.

## PART 2 - PRODUCTS

### 2.1 MATERIALS

- A. General: Comply with requirements specified in other Sections.
  - 1. In-Place Materials: Use materials for patching identical to in-place materials. For exposed surfaces, use materials that visually match in-place adjacent surfaces to the fullest extent possible. If identical materials are unavailable or cannot be used, use materials that, when installed, will provide a match acceptable to Consultant for the visual and functional performance of in-place materials.

## PART 3 - EXECUTION

### 3.1 EXAMINATION

- A. Examination and Acceptance of Conditions: Before proceeding with each component of the Work, examine substrates, areas, and conditions, with Installer or Applicator present where indicated, for compliance with requirements for installation tolerances and other conditions affecting performance. Record observations.
  - 1. Examine roughing-in for mechanical and electrical systems to verify actual locations of connections before equipment and fixture installation.
  - 2. Examine walls, floors, and roofs for suitable conditions where products and systems are to be installed.
  - 3. Verify compatibility with and suitability of substrates, including compatibility with existing finishes or primers.
- B. Proceed with installation only after unsatisfactory conditions have been corrected. Proceeding with the Work indicates acceptance of surfaces and conditions.

### 3.2 PREPARATION

- A. Field Measurements: Take field measurements as required to fit the Work properly. Recheck measurements before installing each product. Where portions of the Work are indicated to fit to other construction, verify dimensions of other construction by field measurements before fabrication. Coordinate fabrication schedule with construction progress to avoid delaying the Work.
- B. Space Requirements: Verify space requirements and dimensions of items shown diagrammatically on Drawings.
- C. Review of Contract Documents and Field Conditions: Immediately on discovery of the need for clarification of the Contract Documents caused by differing field conditions outside the control of Contractor, submit a written and email request for information to Consultant.

### 3.3 CONSTRUCTION LAYOUT

- A. Verification: Before proceeding to lay out the Work, verify layout information shown on Drawings. If discrepancies are discovered, promptly notify Consultant by email and in writing.
  - 1. Establish dimensions within tolerances indicated. Do not scale Drawings to obtain required dimensions.
  - 2. Inform installers of lines and levels to which they must comply.
  - 3. Check the location, level and plumb, of every major element as the Work progresses.
  - 4. Notify Consultant when deviations from required lines and levels exceed allowable tolerances.
- B. Record Log: Maintain a log of layout control work. Record deviations from required lines and levels. Include beginning and ending dates and times of surveys, weather conditions, name and duty of each survey party member, and types of instruments and tapes used. Make the log available for reference by Consultant.

### 3.4 INSTALLATION

- A. General: Locate the Work and components of the Work accurately, in correct alignment and elevation, as indicated.
  - 1. Make vertical work plumb and make horizontal work level.
  - 2. Where space is limited, install components to maximize space available for maintenance and ease of removal for replacement.
  - 3. Conceal pipes, ducts, and wiring in finished areas unless otherwise indicated.
- B. Comply with manufacturer's written instructions and recommendations for installing products in applications indicated.
- C. Install products at the time and under conditions that will ensure the best possible results. Maintain conditions required for product performance until Substantial Completion.
- D. Conduct construction operations so no part of the Work is subjected to damaging operations or loading in excess of that expected during normal conditions of occupancy.
- E. Sequence the Work and allow adequate clearances to accommodate movement of construction items on site and placement in permanent locations.
- F. Tools and Equipment: Do not use tools or equipment that produce harmful noise levels.
- G. Templates: Obtain and distribute to the parties involved templates for work specified to be factory prepared and field installed. Check Shop Drawings of other work to confirm that adequate provisions are made for locating and installing products to comply with indicated requirements.
- H. Attachment: Provide blocking and attachment plates and anchors and fasteners of adequate size and number to securely anchor each component in place, accurately located and aligned with other portions of the Work. Where size and type of attachments are not indicated, verify size and type required for load conditions.

1. Mounting Heights: Where mounting heights are not indicated, mount components at heights directed by Consultant, and in compliance with accessibility requirements.
  2. Allow for building movement, including thermal expansion and contraction.
  3. Coordinate installation of anchorages. Furnish setting drawings, templates, and directions for installing anchorages, including sleeves, concrete inserts, anchor bolts, and items with integral anchors, that are to be embedded in concrete or masonry. Deliver such items to Project site in time for installation.
- I. Joints: Make joints of uniform width. Where joint locations in exposed work are not indicated, arrange joints for the best visual effect. Fit exposed connections together to form hairline joints.
- J. Hazardous Materials: Use products, cleaners, and installation materials that are not considered hazardous.

### 3.5 CUTTING AND PATCHING

- A. Cutting and Patching, General: Employ skilled workers to perform cutting and patching. Proceed with cutting and patching at the earliest feasible time, and complete without delay.
1. Cut in-place construction to provide for installation of other components or performance of other construction, and subsequently patch as required to restore surfaces to their original condition.
- B. Existing Warranties: Remove, replace, patch, and repair materials and surfaces cut or damaged during installation or cutting and patching operations, by methods and with materials so as not to void existing warranties.
- C. Temporary Support: Provide temporary support of work to be cut.
- D. Protection: Protect in-place construction during cutting and patching to prevent damage. Provide protection from adverse weather conditions for portions of Project that might be exposed during cutting and patching operations.
- E. Cutting: Cut in-place construction by sawing, drilling, breaking, chipping, grinding, and similar operations, including excavation, using methods least likely to damage elements retained or adjoining construction. If possible, review proposed procedures with original Installer; comply with original Installer's written recommendations.
1. In general, use hand or small power tools designed for sawing and grinding, not hammering and chopping. Cut holes and slots neatly to minimum size required, and with minimum disturbance of adjacent surfaces. Temporarily cover openings when not in use.
  2. Finished Surfaces: Cut or drill from the exposed or finished side into concealed surfaces.
  3. Concrete: Cut using a cutting machine, such as an abrasive saw or a diamond- core drill.
  4. Proceed with patching after construction operations requiring cutting are complete.
- F. Patching: Patch construction by filling, repairing, refinishing, closing up, and similar operations following performance of other work. Patch with durable seams that are as invisible as practicable. Provide materials and comply with installation requirements specified in other Sections, where applicable.
1. Inspection: Where feasible, test and inspect patched areas after completion to demonstrate physical integrity of installation.

2. Exposed Finishes: Restore exposed finishes of patched areas and extend finish restoration into retained adjoining construction in a manner that will minimize evidence of patching and refinishing.
  3. Floors and Walls: Where walls or partitions that are removed extend one finished area into another, patch and repair floor and wall surfaces in the new space. Provide an even surface of uniform finish, color, texture, and appearance. Remove in-place floor and wall coverings and replace with new materials, if necessary, to achieve uniform color and appearance.
  4. Exterior Building Enclosure: Patch components in a manner that restores enclosure to a weathertight condition and ensures thermal and moisture integrity of building enclosure.
- G. Cleaning: Clean areas and spaces where cutting and patching are performed. Remove paint, mortar, oils, putty, and similar materials from adjacent finished surfaces.

### 3.6 PROGRESS CLEANING

- A. General: Clean Project site and work areas daily, including common areas. Enforce requirements strictly. Dispose of materials lawfully.
1. Comply with requirements in NFPA 241 for removal of combustible waste materials and debris.
  2. Do not hold waste materials more than seven days during normal weather or three days if the temperature is expected to rise above 80 deg F.
  3. Containerize hazardous and unsanitary waste materials separately from other waste.
  4. Mark containers appropriately and dispose of legally, according to regulations.
- B. Site: Maintain Project site free of waste materials and debris.
- C. Work Areas: Clean areas where work is in progress to the level of cleanliness necessary for proper execution of the Work.
1. Remove liquid spills promptly.
  2. Where dust would impair proper execution of the Work, broom-clean or vacuum the entire work area, as appropriate.
- D. Installed Work: Keep installed work clean. Clean installed surfaces according to written instructions of manufacturer or fabricator of product installed, using only cleaning materials specifically recommended. If specific cleaning materials are not recommended, use cleaning materials that are not hazardous to health or property and that will not damage exposed surfaces.
- E. Concealed Spaces: Remove debris from concealed spaces before enclosing the space.
- F. Exposed Surfaces in Finished Areas: Clean exposed surfaces and protect as necessary to ensure freedom from damage and deterioration at time of Substantial Completion.
- G. Waste Disposal: Do not bury or burn waste materials on-site. Do not wash waste materials down sewers or into waterways.
1. During handling and installation, clean and protect construction in progress and adjoining materials already in place. Apply protective covering where required to ensure protection from damage or deterioration at Substantial Completion.
- H. Clean and provide maintenance on completed construction as frequently as necessary through

the remainder of the construction period. Adjust and lubricate operable components to ensure operability without damaging effects.

- I. Limiting Exposures: Supervise construction operations to assure that no part of the construction, completed or in progress, is subject to harmful, dangerous, damaging, or otherwise deleterious exposure during the construction period.

### 3.7 STARTING AND ADJUSTING

- A. Start equipment and operating components to confirm proper operation. Remove malfunctioning units, replace with new units, and retest.
- B. Adjust equipment for proper operation. Adjust operating components for proper operation without binding.
- C. Test each piece of equipment to verify proper operation. Test and adjust controls and safeties. Replace damaged and malfunctioning controls and equipment.

### 3.8 PROTECTION OF INSTALLED CONSTRUCTION

- A. Provide final protection and maintain conditions that ensure installed Work is without damage or deterioration at time of Substantial Completion.
- B. Comply with manufacturer's written instructions for temperature and relative humidity.

**END OF SECTION 017300**

**SECTION 017400  
WARRANTIES AND BONDS**

1.1 GENERAL

A. RELATED DOCUMENTS

1. Drawings and general provisions of Contract, including General and Supplemental Conditions and other Division-1 Specification Sections, apply to this Section.

B. SUMMARY

1. This Section specifies general administrative and procedural requirements for warranties and bonds required by the Contract Documents, including manufacturers standard warranties on products and special warranties.
  - a. Refer to the General Conditions for terms of the Contractor's special warranty of workmanship and materials.
  - b. General closeout requirements are included in Section "Project Closeout."
  - c. Specific requirements for warranties for the Work and products and installations that are specified to be warranted, are included in the individual Sections of Divisions-2 through -16.
  - d. Certifications and other commitments and agreements for continuing services to Owner are specified elsewhere in the Contract Documents.
2. Disclaimers and Limitations: Manufacturer's disclaimers and limitations on product warranties do not relieve the Contractor of the warranty on the Work that incorporates the products, nor does it relieve suppliers, manufacturers, and subcontractors required to countersign special warranties with the Contractor.

C. DEFINITIONS

1. Standard Product Warranties are preprinted written warranties published by individual manufacturers for particular products and are specifically endorsed by the manufacturer to the Owner.
2. Special Warranties are written warranties required by or incorporated in the Contract Documents, either to extend time limits provided by standard warranties or to provide greater rights for the Owner.

D. WARRANTY REQUIREMENTS

1. Related Damages and Losses: When correcting warranted Work that has failed, remove and replace other Work that has been damaged as a result of such failure or that must be removed and replaced to provide access for correction of warranted Work.
2. Reinstatement of Warranty: When Work covered by a warranty has failed and been corrected by replacement or rebuilding, reinstate the warranty by written endorsement. The reinstated warranty shall be equal to the original warranty with an equitable adjustment for depreciation.
3. Replacement Cost: Upon determination that Work covered by a warranty has failed, replace or rebuild the Work to an acceptable condition complying with



requirements of Contract Documents. The Contractor is responsible for the cost of replacing or rebuilding defective Work regardless of whether the Owner has benefitted from use of the Work through a portion of its anticipated useful service life.

4. Owner's Recourse: Written warranties made to the Owner are in addition to implied warranties, and shall not limit the duties, obligations, rights and remedies otherwise available under the law, nor shall warranty periods be interpreted as limitations on time in which the Owner can enforce such other duties, obligations, rights, or remedies.
  - a. Rejection of Warranties: The Owner reserves the right to reject warranties and to limit selections to products with warranties not in conflict with requirements of the Contract Documents.
5. The Owner reserves the right to refuse to accept Work for the Project where a special warranty, certification, or similar commitment is required on such Work or part of the Work, until evidence is presented that entities required to countersign such commitments are willing to do so.

#### E. SUBMITTALS

1. Submit written warranties to the Architect prior to the date certified for Substantial Completion. If the Architect's Certificate of Substantial Completion designates a commencement date for warranties other than the date of Substantial Completion for the Work, or a designated portion of the Work, submit written warranties upon request of the Architect.
  - a. When a designated portion of the Work is completed and occupied or used by the Owner, by separate agreement with the Contractor during the construction period, submit properly executed warranties to the Architect within fifteen days of completion of that designated portion of the Work.
2. When a special warranty is required to be executed by the Contractor, or the Contractor and a subcontractor, supplier or manufacturer, prepare a written document that contains appropriate items and identification, ready for execution by the required parties. Submit a draft to the Owner through the Architect for approval prior to final execution.
  - a. Refer to individual Sections of Divisions-2 through -16 for specific content requirements, and particular requirements for submittal of special warranties.
3. Forms of Submittal: At Final Completion compile two copies of each required warranty and bond properly executed by the Contractor, or by the Contractor, subcontractor, supplier, or manufacturer. Organize the warranty documents into an orderly sequence based on the table of contents of the Project Manual.
1. Bind warranties and bonds in heavy-duty, commercial quality, durable 3-ring vinyl covered loose-leaf binders, thickness as necessary to accommodate contents, and sized to receive 8-1/2" by 11" paper.
  - a. Provide heavy paper dividers with celluloid covered tabs for each separate warranty. Mark the tab to identify the product or installation. Provide a

typed description of the product or installation, including the name or the product, and the name, address and telephone number of the installer.

- b. Identify each binder on the front and the spine with the typed or printed title "WARRANTIES AND BONDS, the Project title or name, and the name of the Contractor.

2. When operating and maintenance manuals are required for warranted construction, provide additional copies of each required warranty, as necessary, for inclusion in each required manual.

## 1.2 PRODUCTS (NOT APPLICABLE)

## 1.3 EXECUTION

### A. SCHEDULE OF WARRANTIES

1. Schedule: Provide warranties and bonds on products and installations as specified in the appropriate Sections.

**END OF SECTION 017400**

**SECTION 017700  
PROJECT CLOSEOUT**

**1.1 GENERAL**

**A. RELATED DOCUMENTS**

1. Drawings and general provisions of Contract, including General and Supplemental Conditions and other Division-1 Specification Sections, apply to this Section.

**B. SUMMARY**

1. This Section specifies administrative and procedural requirements for project closeout, including but not limited to:
  - a. Inspection procedures
  - b. Project record document submittal
  - c. Operating and maintenance manual submittal
  - d. Submittal of warranties
  - e. Final cleaning
  - f. Closeout requirements for specific construction activities are included in the appropriate Sections in Divisions - 2 through - 33.

**C. SUBSTANTIAL COMPLETION**

1. Preliminary Procedures: Before requesting inspection for certification of Substantial Completion, complete the following. List exceptions in the request.
  - a. In the Application for Payment that coincides with, or first follows, the date Substantial Completion is claimed, show 100 percent completion for the portion of the Work claimed as substantially complete. Include supporting documentation for completion as indicated in these Contract Documents and a statement showing an accounting of changes to the Contract Sum.
    - 1) If 100 percent completion cannot be shown, include a list of incomplete items, the value of incomplete construction, and reasons the Work is not complete.
  - b. Advise Owner of pending insurance change-over requirements.
  - c. Submit specific warranties, workmanship bonds, maintenance agreements, final certifications and similar documents.
  - d. Obtain and submit releases enabling the Owner unrestricted use of the Work and access to services and utilities; include occupancy permits, operating certificates and similar releases.
  - e. See the *Supplemental Conditions of the Contract for Construction* 3.11 for Documentation and As-Built Conditions, and the *Project Closeout Checklist: Contractor Requirements*. Submit maintenance manuals, final project photographs, damage or settlement survey, property survey, and similar final record information.
  - f. Deliver tools, spare parts, extra stock, and similar items.
  - h. Complete start-up testing of systems, and instruction of the Owner's operating and maintenance personnel. Discontinue or change over and remove temporary facilities from the site, along with construction tools, mock-ups, and similar elements.
  - i. Complete final clean up requirements, including touch-up painting. Touch-up and otherwise repair and restore marred exposed finishes.

2. Inspection Procedures: On receipt of a request for inspection, the Consultant will either proceed with inspection or advise the Contractor of unfilled requirements. The Consultant will prepare the Certificate of Substantial Completion following inspection, or advise the Contractor of construction that must be completed or corrected before the certificate will be issued.
  - a. The Consultant will repeat inspection when requested and assured that the Work has been substantially completed.
  - b. Results of the completed inspection will form the basis of requirements for final inspection.

D. FINAL ACCEPTANCE

1. Preliminary Procedures: Before requesting final inspection for certification of final acceptance and final payment, complete the following. List exceptions in the request.
  - a. Submit the final payment request with releases and supporting documentation not previously submitted and accepted. Include certificates of insurance for products and completed operations where required.
  - b. Submit an updated final statement, accounting for final additional changes to the Contract Sum.
  - c. Submit a certified copy of the Consultant's final inspection list of items to be completed or corrected, stating that each item has been completed or otherwise resolved for acceptance, and the list has been endorsed and dated by the Consultant.
  - e. Submit consent of surety to final payment.
  - f. Submit evidence of final, continuing insurance coverage complying with insurance requirements.
2. Re-inspection Procedure: The Consultant will re-inspect the Work upon receipt of notice that the Work, including inspection list items from earlier inspections, has been completed, except items whose completion has been delayed because of circumstances acceptable to the Consultant.
  - a. Upon completion of re-inspection, the Consultant will prepare a certificate of final acceptance, or advise the Contractor of Work that is incomplete or of obligations that have not been fulfilled but are required for final acceptance.
  - b. If necessary, re-inspection will be repeated.

E. RECORD DOCUMENT SUBMITTALS

1. **See also the *Supplemental Conditions of the Contract for Construction 3.11 for Documentation and As-Built Conditions, and the Project Closeout Checklist: Contractor Requirements.***
2. General: Do not use record documents (red-line markups) for construction purposes; protect from deterioration and loss in a secure, fire-resistive location; provide access to record documents for the Consultant's reference during normal working hours.
3. Record Drawings (Red-lined): Maintain two clean, undamaged sets of blue or black line white-prints of Contract Drawings and Shop Drawings. Mark the sets to show the red-line changes during the course of construction with actual installation where the installation varies substantially from the Work as originally shown. Mark whichever drawing is most capable of showing conditions fully and accurately; where Shop Drawings are used, record a cross-reference at the

corresponding location on the Contract Drawings. Give particular attention to concealed elements that would be difficult to measure and record at a later date.

- a. Mark record sets with red erasable pencil; use other colors to distinguish between variations in separate categories of the Work.
  - b. Mark new information that is important to the Owner, but was not shown on Contract Drawings or Shop Drawings.
  - c. Note related Change Order numbers where applicable.
  - d. Organize record drawing sheets into manageable sets, bind with durable paper cover sheets, and print suitable titles, dates and other identification on the cover of each set.
4. Record Specifications: Maintain one complete copy of the Project Manual, including addenda, and one copy of other written construction documents such as Change Orders and modifications issued in printed form during construction. Mark these documents to show substantial variations in actual Work performed in comparison with the text of the Specifications and modifications. Give particular attention to substitutions, selection of options and similar information on elements that are concealed or cannot otherwise be readily discerned later by direct observation. Note related record drawing information and Product Data.
- a. Upon completion of the Work, submit record Specifications to the Consultant for the Owner's records.
5. Record Product Data: Maintain one copy of each Product Data submittal. Mark these documents to show significant variations in actual Work performed in comparison with information submitted. Include variations in products delivered to the site, and from the manufacturer's installation instructions and recommendations. Give particular attention to concealed products and portions of the Work which cannot otherwise be readily discerned later by direct observation. Note related Change Orders and mark up of record drawings and Specifications.
- a. Upon completion of mark-up, submit (3) complete sets of record Product Data to the Consultant for the Owner's records.
6. Record Sample Submitted: Immediately prior to the date or dates of Substantial Completion, the Contractor will meet at the site with the Consultant and the Owner's personnel to determine which of the submitted Samples that have been maintained during progress of the Work are to be transmitted to the Owner for record purposes. Comply with delivery to the Owner's Sample storage area
7. Miscellaneous Record Submittals: Refer to other Specification Sections for requirements of miscellaneous record-keeping and submittals in connection with actual performance of the Work. Immediately prior to the date or dates of Substantial Completion, complete miscellaneous records and place in good order, properly identified and bound or filed, ready for continued use and reference. Submit to the Consultant for the Owner's records.
8. Maintenance Manuals: Provide one (1) draft copy for review. Provide **one (1)** final paper copy and one electronic pdf file prior to final completion. Organize operating and maintenance data into suitable sets of manageable size. Bind properly indexed data in individual heavy-duty 3-inch, 3 ring vinyl-covered binders **MSU will supply specific binders. Contact CPDC at 406/994-5413.** Mark appropriate identification on front and spine of each binder. Include the following types of information; and others as specified in other Divisions:
- a. Emergency instructions
  - b. Spare parts list
  - c. Copies of warranties
  - d. Wiring diagrams

- e. Recommended "turn around" cycles
- f. Inspection procedures
- g. Shop Drawings and Product Data
- h. Fixture lamping schedule
- i. List of final color and material selections

F. WARRANTIES AND BONDS

1. SUMMARY

- a. This Section specifies general administrative and procedural requirements for warranties and bonds required by the Contract Documents, including manufacturer's standard warranties on products and special warranties.
  - 1) Refer to the General Conditions and Supplemental Conditions for terms of the Contractor's special warranty of workmanship and materials.
  - 2) General closeout requirements are included in Section "Project Closeout."
  - 3) Specific requirements for warranties for the Work and products and installations that are specified to be warranted, are included in the individual Sections of Divisions-2 through -16.
  - 4) Certifications and other commitments and agreements for continuing services to Owner are specified elsewhere in the Contract Documents.
- B. Disclaimers and Limitations: Manufacturer's disclaimers and limitations on product warranties do not relieve the Contractor of the warranty on the Work that incorporates the products, nor does it relieve suppliers, manufacturers, and subcontractors required to countersign special warranties with the Contractor.
- C. Separate Prime Contracts: Each prime Contractor is responsible for warranties related to its own Contract.

2. DEFINITIONS

- a. Standard Product Warranties are preprinted written warranties published by individual manufacturers for particular products and are specifically endorsed by the manufacturer to the Owner.
- b. Special Warranties are written warranties required by or incorporated in the Contract Documents, either to extend time limits provided by standard warranties or to provide greater rights for the Owner.

3. WARRANTY REQUIREMENTS

- a. Related Damages and Losses: When correcting warranted Work that has failed, remove and replace other Work that has been damaged as a result of such failure or that must be removed and replaced to provide access for correction of warranted Work.
- b. Reinstatement of Warranty: When Work covered by a warranty has failed and been corrected by replacement or rebuilding, reinstate the warranty by written endorsement. The reinstated warranty shall be equal to the original warranty with an equitable adjustment for depreciation.
- c. Replacement Cost: Upon determination that Work covered by a warranty has failed, replace or rebuild the Work to an acceptable condition complying with requirements of Contract Documents. The Contractor is

responsible for the cost of replacing or rebuilding defective Work regardless of whether the Owner has benefitted from use of the Work through a portion of its anticipated useful service life.

- d. Owner's Recourse: Written warranties made to the Owner are in addition to implied warranties, and shall not limit the duties, obligations, rights and remedies otherwise available under the law, nor shall warranty periods be interpreted as limitations on time in which the Owner can enforce such other duties, obligations, rights, or remedies.
  - 1) Rejection of Warranties: The Owner reserves the right to reject warranties and to limit selections to products with warranties not in conflict with requirements of the Contract Documents.
- e. The Owner reserves the right to refuse to accept Work for the Project where a special warranty, certification, or similar commitment is required on such Work or part of the Work, until evidence is presented that entities required to countersign such commitments are willing to do so.

#### 4. SUBMITTALS

- a. Submit written warranties to the Consultant prior to the date certified for Substantial Completion. If the Consultant's Certificate of Substantial Completion designates a commencement date for warranties other than the date of Substantial Completion for the Work, or a designated portion of the Work, submit written warranties upon request of the Consultant.
  - 1) When a designated portion of the Work is completed and occupied or used by the Owner, by separate agreement with the Contractor during the construction period, submit properly executed warranties to the Consultant within fifteen days of completion of that designated portion of the Work.
- b. Forms of Submittal: At Final Completion compile two copies of each required warranty and bond properly executed by the Contractor, or by the Contractor, subcontractor, supplier, or manufacturer. Organize the warranty documents into an orderly sequence based on the table of contents of the Project Manual.
- c. Bind warranties and bonds in heavy-duty, commercial quality, durable 3-ring vinyl covered loose-leaf binders, thickness as necessary to accommodate contents, and sized to receive 8-1/2" by 11" paper.
  - 1) Provide heavy paper dividers with celluloid covered tabs for each separate warranty. Mark the tab to identify the product or installation. Provide a typed description of the product or installation, including the name or the product, and the name, address and telephone number of the installer.
  - 2) Identify each binder on the front and the spine with the typed or printed title "WARRANTIES AND BONDS, the Project title or name, and the name of the Contractor.
- e. When operating and maintenance manuals are required for warranted construction, provide additional copies of each required warranty, as necessary, for inclusion in each required manual.

## 1.2 EXECUTION

### A. CLOSEOUT PROCEDURES

1. Functional Demonstration: Demonstrate proper operation of all systems to Consultants and Owners representative prior to request for substantial completion. Coordinate schedule with Consultant.
2. Operating and Maintenance Instructions: Provide two (2) duplicate training sessions for each MSU trade group responsible for systems installed under this project. Coordinate schedule with Owner. Arrange for each installer of equipment that requires regular maintenance to meet with the Owner's personnel to provide instruction in proper operation and maintenance. If installers are not experienced in procedures, provide instruction by manufacturer's representatives. Include a detailed review of the following items:
  - a. Maintenance manuals
  - b. Record documents
  - c. Spare parts and materials
  - d. Tools
  - e. Lubricants
  - f. Fuels
  - g. Identification systems
  - h. Control sequences
  - i. Hazards
  - j. Cleaning
  - k. Warranties and bonds
    - 1) Maintenance agreements and similar continuing commitments

**END OF SECTION 017700**



**SECTION 017823**  
**OPERATION AND MAINTENANCE DATA**

PART 1 - GENERAL

1.1 A.RELATED DOCUMENTS

- A. General provisions of Contract, including General and Supplemental Conditions and other Division-1 Specification Sections, apply to this Section.

1.2 SUMMARY

- A. Section includes administrative and procedural requirements for preparing operation and maintenance manuals, including the following:

1. Operation and maintenance documentation directory.
2. Operation manuals for systems, subsystems, and equipment.
3. Product maintenance manuals.
4. Systems and equipment maintenance manuals.

1.3 CLOSEOUT SUBMITTALS

- A. Manual Content: Operations and maintenance manual content is specified in individual Specification Sections to be reviewed at the time of Section submittals. Submit reviewed manual content formatted and organized as required by this Section.

1. Architect will comment on whether content of operations and maintenance submittals are acceptable.
2. Where applicable, clarify and update reviewed manual content to correspond to revisions and field conditions.

- B. Format: Submit operations and maintenance manuals in the following format:

1. PDF electronic file. Assemble each manual into a composite electronically indexed file. Submit on digital media acceptable to Architect.
  - a. Name each indexed document file in composite electronic index with applicable item name. Include a complete electronically linked operation and maintenance directory.
  - b. Enable inserted reviewer comments on draft submittals.
2. One paper copy and one electronic pdf. Include a complete operation and maintenance directory. Enclose title pages and directories in clear plastic sleeves. Architect will deliver two copies to the Owner. **For Final manuals MSU will supply specific binders. Contact CPDC at 406/994-5413.**

- C. Manual Submittal: Submit each manual in final form prior to requesting inspection for Substantial Completion and at least 15 days before commencing demonstration and training. Architect and Commissioning Authority will return copy with comments.

1. Correct or revise each manual to comply with Architect's and Commissioning Authority's comments. Submit copies of each corrected manual within 15 days of receipt of Architect's and Commissioning Authority's comments and prior to commencing demonstration and training.

## PART 2 - PRODUCTS

### 2.1 REQUIREMENTS FOR OPERATION, AND MAINTENANCE MANUALS

- A. Directory: Prepare a single, comprehensive directory of emergency, operation, and maintenance data and materials, listing items and their location to facilitate ready access to desired information.
- B. Organization: Unless otherwise indicated, organize each manual into a separate section for each system and subsystem, and a separate section for each piece of equipment not part of a system. Each manual shall contain the following materials, in the order listed:
  1. Title page.
  2. Table of contents.
  3. Manual contents.
- C. Title Page: Include the following information:
  1. Subject matter included in manual.
  2. Name and address of Project.
  3. Name and address of Owner.
  4. Date of submittal.
  5. Name and contact information for Contractor.
  6. Name and contact information for Construction Manager.
  7. Name and contact information for Architect.
  8. Names and contact information for major consultants to the Architect that designed the systems contained in the manuals.
  9. Cross-reference to related systems in other operation and maintenance manuals.
- D. Table of Contents: List each product included in manual, identified by product name, indexed to the content of the volume, and cross-referenced to Specification Section number in Project Manual.
- E. Manual Contents: Organize into sets of manageable size. Arrange contents alphabetically by system, subsystem, and equipment. If possible, assemble instructions for subsystems, equipment, and components of one system into a single binder.
- F. Manuals, Electronic Files: Submit manuals in the form of a multiple file composite electronic PDF file for each manual type required.
  1. Electronic Files: Use electronic files prepared by manufacturer where available. Where scanning of paper documents is required, configure scanned file for minimum readable file size.
  2. File Names and Bookmarks: Enable bookmarking of individual documents based on file names. Name document files to correspond to system, subsystem, and equipment names used in manual directory and table of contents. Group documents for each system and subsystem into individual composite bookmarked files, then create composite manual, so that resulting bookmarks reflect the system, subsystem, and equipment names in a readily

navigated file tree. Configure electronic manual to display bookmark panel on opening file.

- G. Manuals, Paper Copy: Submit manuals in the form of hard copy, bound and labeled volumes.
1. Binders: **MSU will supply specific binders. Contact CPDC at 406/994-5413.** These binders are sized to hold 8-1/2-by-11-inch paper; with clear plastic sleeve on spine to hold label describing contents and oversize sheets will need to be folded to 8x11.5.
    - a. Identify each binder on front and spine, with printed title "OPERATION AND MAINTENANCE MANUAL," Project title or name, and subject matter of contents, and indicate Specification Section number on bottom of spine. Indicate volume number for multiple-volume sets.
  2. Dividers: Heavy-paper dividers with plastic-covered tabs for each section of the manual. Mark each tab to indicate contents. Include typed list of products and major components of equipment included in the section on each divider, cross-referenced to Specification Section number and title of Project Manual.
  3. Protective Plastic Sleeves: Transparent plastic sleeves designed to enclose diagnostic software storage media for computerized electronic equipment.
  4. Drawings: Attach reinforced, punched binder tabs on drawings and bind with text.
    - a. If oversize drawings are necessary, fold drawings to same size as text pages and use as foldouts.
    - b. If drawings are too large to be used as foldouts, fold and place drawings in labeled envelopes and bind envelopes in rear of manual. At appropriate locations in manual, insert typewritten pages indicating drawing titles, descriptions of contents, and drawing locations.

## 2.2 OPERATION MANUALS

- A. Content: In addition to requirements in this Section, include operation data required in individual Specification Sections and the following information:
1. System, subsystem, and equipment descriptions. Use designations for systems and equipment indicated on Contract Documents.
  2. Performance and design criteria if Contractor is delegated design responsibility.
  3. Operating standards.
  4. Operating procedures.
  5. Operating logs.
  6. Wiring diagrams.
  7. Control diagrams.
  8. Precautions against improper use.
  9. License requirements including inspection and renewal dates.
- B. Descriptions: Include the following:
1. Product name and model number. Use designations for products indicated on Contract Documents.
  2. Manufacturer's name.
  3. Equipment identification with serial number of each component.
  4. Equipment function.
  5. Operating characteristics.
  6. Limiting conditions.

7. Performance curves.
  8. Engineering data and tests.
  9. Complete nomenclature and number of replacement parts.
- C. Operating Procedures: Include the following, as applicable:
1. Startup procedures.
  2. Equipment or system break-in procedures.
  3. Routine and normal operating instructions.
  4. Regulation and control procedures.
  5. Instructions on stopping.
  6. Normal shutdown instructions.
  7. Seasonal and weekend operating instructions.
  8. Required sequences for electric or electronic systems.
  9. Special operating instructions and procedures.
- D. Systems and Equipment Controls: Describe the sequence of operation, and diagram controls as installed.
- E. Piped Systems: Diagram piping as installed, and identify color-coding where required for identification.

### 2.3 PRODUCT MAINTENANCE MANUALS

- A. Content: Organize manual into a separate section for each product, material, and finish. Include source information, product information, maintenance procedures, repair materials and sources, and warranties and bonds, as described below.
- B. Source Information: List each product included in manual, identified by product name and arranged to match manual's table of contents. For each product, list name, address, and telephone number of Installer or supplier and maintenance service agent, and cross-reference Specification Section number and title in Project Manual.
- C. Product Information: Include the following, as applicable:
1. Product name and model number.
  2. Manufacturer's name.
  3. Color, pattern, and texture.
  4. Material and chemical composition.
  5. Reordering information for specially manufactured products.
- D. Maintenance Procedures: Include manufacturer's written recommendations and the following:
1. Inspection procedures.
  2. Types of cleaning agents to be used and methods of cleaning.
  3. List of cleaning agents and methods of cleaning detrimental to product.
  4. Schedule for routine cleaning and maintenance.
  5. Repair instructions.
- E. Repair Materials and Sources: Include lists of materials and local sources of materials and related services.
- F. Warranties and Bonds: Include copies of warranties and bonds and lists of circumstances and conditions that would affect validity of warranties or bonds.

## 2.4 SYSTEMS AND EQUIPMENT MAINTENANCE MANUALS

- A. Content: For each system, subsystem, and piece of equipment not part of a system, include source information, manufacturers' maintenance documentation, maintenance procedures, maintenance and service schedules, spare parts list and source information, maintenance service contracts, and warranty and bond information, as described below.
- B. Source Information: List each system, subsystem, and piece of equipment included in manual, identified by product name and arranged to match manual's table of contents. For each product, list name, address, and telephone number of Installer or supplier and maintenance service agent, and cross-reference Specification Section number and title in Project Manual.
- C. Manufacturers' Maintenance Documentation: Manufacturers' maintenance documentation including the following information for each component part or piece of equipment:
  - 1. Standard maintenance instructions and bulletins.
  - 2. Drawings, diagrams, and instructions required for maintenance, including disassembly and component removal, replacement, and assembly.
  - 3. Identification and nomenclature of parts and components.
  - 4. List of items recommended to be stocked as spare parts.
- D. Maintenance Procedures: Include the following information and items that detail essential maintenance procedures:
  - 1. Test and inspection instructions.
  - 2. Troubleshooting guide.
  - 3. Precautions against improper maintenance.
  - 4. Disassembly; component removal, repair, and replacement; and reassembly instructions.
  - 5. Aligning, adjusting, and checking instructions.
  - 6. Demonstration and training video recording, if available.
- E. Maintenance and Service Schedules: Include service and lubrication requirements, list of required lubricants for equipment, and separate schedules for preventive and routine maintenance and service with standard time allotment.
- F. Spare Parts List and Source Information: Include lists of replacement and repair parts, with parts identified and cross-referenced to manufacturers' maintenance documentation and local sources of maintenance materials and related services.
- G. Maintenance Service Contracts: Include copies of maintenance agreements with name and telephone number of service agent.
- H. Warranties and Bonds: Include copies of warranties and bonds and lists of circumstances and conditions that would affect validity of warranties or bonds.

## PART 3 - EXECUTION

### 3.1 MANUAL PREPARATION

- A. Product Maintenance Manual: Assemble a complete set of maintenance data indicating care and maintenance of each product, material, and finish incorporated into the Work.

- B. Operation and Maintenance Manuals: Assemble a complete set of operation and maintenance data indicating operation and maintenance of each system, subsystem, and piece of equipment not part of a system.
- C. Manufacturers' Data: Where manuals contain manufacturers' standard printed data, include only sheets pertinent to product or component installed. Mark each sheet to identify each product or component incorporated into the Work. If data include more than one item in a tabular format, identify each item using appropriate references from the Contract Documents. Identify data applicable to the Work and delete references to information not applicable.
- D. Drawings: Prepare drawings supplementing manufacturers' printed data to illustrate the relationship of component parts of equipment and systems and to illustrate control sequence and flow diagrams. Coordinate these drawings with information contained in record Drawings to ensure correct illustration of completed installation.
  - 1. Do not use original project record documents as part of operation and maintenance manuals.
- E. Comply with Division 01 Section "Closeout Procedures" for schedule for submitting operation and maintenance documentation.

#### PART 4 - MATERIAL AND FINISHES MAINTENANCE MANUAL

- A. General: Incorporate as part of the O & M Manuals. Material and finishes to the Architect/Engineer for approval and distribution. Provide one section for architectural products, including applied materials and finishes, and a second section for products designed for moisture protection and products exposed to the water.
  - 1. Refer to individual specification sections for additional requirements on the care and maintenance of materials and finishes
- B. Architectural Products, Applied Materials and Finishes: Provide complete manufacturers data and instructions on the care and maintenance of architectural products, including applied materials and finishes.
- C. Manufacturers Data: Provide complete information on architectural products, including but not limited to the following items, as applicable:
  - 1. Manufacturer's catalog number
  - 2. Size
  - 3. Material composition
  - 4. Color texture reordering information for specially manufactured products
  - 5. Manufacturer and supplier/installers contact information
  - 6. Warranty terms
- D. Care and Maintenance Instruction: Provide complete information on the care and maintenance of architectural products, including the manufacturer's recommendations for the types of cleaning agents to be used and the methods of cleaning. In addition, provide information regarding cleaning agents and methods which could prove detrimental to the product. Include the manufacturer's recommended schedule for cleaning and maintenance.

- E. Manufacturer's Data: Provide complete manufacturer's data giving detailed information including, but not limited to the following, as applicable:
1. Applicable standards
  2. Chemical composition
  3. Installation details
  4. Inspection procedures
  5. Maintenance information
  6. Repair procedures
- F. Schedule: Provide complete information in the materials and finishes manual on products specified in the following sections:  
(To be determined with Owner)
- G. Color Schedule: Provide complete information on MSU CPDC provided electronic spreadsheet form, to include manufacturer's name and number, location, item and surface of all painted, stained or treated material, surface or piece of equipment.

**END OF SECTION 017823**

**SECTION 017839**  
**PROJECT RECORD DOCUMENTS**

PART 1 - GENERAL

1.1 SUMMARY

- A. See also General Conditions and Supplemental Conditions of the Contract for Construction.
- B. **See the *Supplemental Conditions of the Contract for Construction 3.11 for Documentation and As-Built Conditions, and the Project Closeout Checklist: Contractor Requirements***
- C. Section includes administrative and procedural requirements for project record documents, including the following:
  - 1. Record Drawings.
  - 2. Record Specifications.
  - 3. Record Product Data.
- D. Related Requirements:
  - 1. Division 01 Section "Operation and Maintenance Data" for operation and maintenance manual requirements.
  - 2. Divisions 02 through 33 Sections for specific requirements for project record documents of the Work in those Sections.

1.2 CLOSEOUT SUBMITTALS

- A. Record Drawings (Redline Markups): Comply with the following:
  - 1. Number of Copies: Submit one set(s) of marked-up record prints.
  - 2. Number of Copies: Submit copies of record Drawings as follows:
    - a. Submittal:
      - 1) Submit two for review paper-copy set(s) of marked-up record prints.
      - 2) Submit PDF electronic files of scanned record prints and one set(s) of file prints.
      - 3) Architect will indicate whether general scope of changes, additional information recorded, and quality of drafting are acceptable.
    - b. Final Submittal:
      - 1) Submit one paper-copy set(s) of marked-up record prints.
      - 2) Submit PDF electronic files of scanned record prints and one set(s) of prints.
      - 3) Print each drawing, whether or not changes and additional information were recorded.
- B. Record Specifications: Submit one paper copy or annotated PDF electronic files of Project's Specifications, including addenda and contract modifications.
- C. Record Product Data: Submit one paper copy or annotated PDF electronic files and directories of each submittal.



## PART 2 - PRODUCTS

### 2.1 RECORD DRAWINGS

- A. Record Prints: Maintain one set of marked-up paper copies of the Contract Drawings and Shop Drawings, incorporating new and revised Drawings as modifications are issued.
1. Preparation: Mark record prints to show the actual installation where installation varies from that shown originally. Require individual or entity who obtained record data, whether individual or entity is Installer, subcontractor, or similar entity, to provide information for preparation of corresponding marked-up record prints.
    - a. Give particular attention to information on concealed elements that would be difficult to identify or measure and record later.
    - b. Record data as soon as possible after obtaining it.
    - c. Record and check the markup before enclosing concealed installations.
  2. Mark the Contract Drawings and Shop Drawings completely and accurately. Use personnel proficient at recording graphic information in production of marked-up record prints.
  3. Mark record sets with erasable, red-colored pencil. Use other colors to distinguish between changes for different categories of the Work at same location.
  4. Note Construction Change Directive numbers, alternate numbers, Change Order numbers, and similar identification, where applicable.
- B. Format: Identify and date each record Drawing; include the designation "PROJECT RECORD DRAWING" in a prominent location.
1. Record Prints: Organize record prints and newly prepared record Drawings into manageable sets. Bind each set with durable paper cover sheets. Include identification on cover sheets.
  2. Format: Annotated PDF electronic file with comment function enabled.
  3. Record Digital Data Files: Organize digital data information into separate electronic files that correspond to each sheet of the Contract Drawings. Name each file with the sheet identification. Include identification in each digital data file.
  4. Identification: As follows:
    - a. Project name and PPA Number.
    - b. Date.
    - c. Designation "PROJECT RECORD DRAWINGS."
    - d. Name of Architect.
    - e. Name of Contractor.

### 2.2 RECORD SPECIFICATIONS

- A. Preparation: Mark Specifications to indicate the actual product installation where installation varies from that indicated in Specifications, addenda, and contract modifications.
1. Give particular attention to information on concealed products and installations that cannot be readily identified and recorded later.
  2. Mark copy with the proprietary name and model number of products, materials, and equipment furnished, including substitutions and product options selected.
  3. Record the name of manufacturer, supplier, Installer, and other information necessary to provide a record of selections made.

4. Note related Change Orders, record Product Data, and record Drawings where applicable.
- B. Format: Submit record Specifications as annotated PDF electronic file, paper copy or scanned PDF electronic file(s) of marked-up paper copy of Specifications.

## 2.3 RECORD PRODUCT DATA

- A. Preparation: Mark Product Data to indicate the actual product installation where installation varies substantially from that indicated in Product Data submittal.
1. Give particular attention to information on concealed products and installations that cannot be readily identified and recorded later.
  2. Include significant changes in the product delivered to Project site and changes in manufacturer's written instructions for installation.
  3. Note related Change Orders, record Specifications, and record Drawings where applicable.
- B. Format: Submit record Product Data as annotated PDF electronic file, paper copy or scanned PDF electronic file(s) of marked-up paper copy of Product Data.

## 2.4 MISCELLANEOUS RECORD SUBMITTALS

- A. Assemble miscellaneous records required by other Specification Sections for miscellaneous record keeping and submittal in connection with actual performance of the Work. Bind or file miscellaneous records and identify each, ready for continued use and reference.
- B. Format: Submit miscellaneous record submittals as PDF electronic file, paper copy, or scanned PDF electronic file(s) of marked-up miscellaneous record submittals.

## PART 3 - EXECUTION

### 3.1 RECORDING AND MAINTENANCE

- A. Recording: Maintain one copy of each submittal during the construction period for project record document purposes. Post changes and revisions to project record documents as they occur; do not wait until end of Project.
- B. Maintenance of Record Documents and Samples: Store record documents and Samples in the field office apart from the Contract Documents used for construction. Do not use project record documents for construction purposes. Maintain record documents in good order and in a clean, dry, legible condition, protected from deterioration and loss. Provide access to project record documents for Architect's reference during normal working hours.

**END OF SECTION 017839**

**SECTION 017900**  
**DEMONSTRATION AND TRAINING**

PART 1 - GENERAL

1.1 SUMMARY

1. System Demonstration:

- a. General:
  - i. The system demonstration is a functional test of systems to determine whether they are substantially complete and operating as specified. Systems are to be tested and confirmed to be operating properly by the contractor prior to the Demonstration.
  - ii. Where initial Demonstration Session uncovers substantial deficiencies that require more than one Demonstration Session, Contractor shall reimburse Owner for personnel costs associated with performing subsequent Sessions.
- b. Systems to be Tested:
  - i. All systems installed and/or provided under the project to have functional testing.
- c. Attendance:
  - i. The system demonstration is to be provided by trained representatives that are familiar with the systems, and can operate systems as required to test and verify proper function. The Engineer and Owner's representatives will be present to document performance and/or deficiencies. The General Contractor or others may attend if desired.
  - ii. Individual testing sessions (modules) shall be provided for each type or group of systems, separated roughly by trade group that will be performing maintenance on the system. MSU trades groups and systems typically involved in testing are:
    - (1) Electricians
    - (2) Heating Plant (Hydronic and steam heating systems, controls)
    - (3) Plumbers (Plumbing, gas-fired heating, process piping systems)
    - (4) Refrigeration (Refrigeration, chilled water, packaged cooling systems)
- d. Schedule:
  - i. Contractor to coordinate time requirements and dates with Owner and Engineer. Begin scheduling with sufficient time prior to desired Substantial Completion date to allow all parties to work into schedule, and for deficiencies to be completed prior to desired Substantial Completion date. Demonstration is to be provided prior to, and separate from, training.

2. Training:

- a. General:
  - i. The system training is intended to familiarize the Owner's operating and maintenance staff with all systems requiring maintenance. Training is to be provided after the systems are in place and operational, after issues noted during the Demonstration have been resolved, and before final acceptance.
- b. Systems Requiring Training:
  - i. All systems installed and/or provided under the project are to have training.
- c. Attendance:
  - i. Training is to be provided by trained representatives that are familiar with the system's operation and maintenance requirements. Individual training sessions (modules) shall be provided for each type or group of systems, separated roughly by trade group that will be performing maintenance on the system. MSU trades groups and systems typically requiring training are:
    - (1) Electricians

- (2) Heating Plant (Hydronic and steam heating systems, controls)
  - (3) Plumbers (Plumbing, gas-fired heating, process piping systems)
  - (4) Refrigeration (Refrigeration, chilled water, packaged cooling systems)
- d. Schedule:
- i. Duplicate training sessions are to be provided for each training module, so that Owner's operating personnel can be split into two groups during training. Duplicate training sessions to be scheduled during different weeks. Length of training sessions will be determined by scope of training, and as coordinated with Owner after draft copy of training documents have been reviewed.
- 2.1 PRODUCTS
- 1. Not applicable
- 3.1 EXECUTION
- 1. Demonstration:
    - a. Demonstration Program:
      - i. Engineer to develop a demonstration program to verify the proper operation of all required systems. Submit program to Owner and Contractor at least two weeks prior to Demonstration.
      - ii. Engineer to work with Contractor to generate methods to be used to verify sequences and modes of operation that cannot be verified directly.
      - iii. Engineer to provide at least one copy of all submittals, contract drawings, specifications, and changes related to systems to be demonstrated. Documents to be made available during Demonstration.
      - iv. Contractor to provide at least one copy of Operating and Maintenance Manuals to be used during demonstration, including specified sequences of operation for field-constructed systems, and operating sequences for all manufactured equipment.
    - b. Demonstration Session:
      - i. Verify that all systems are functional and ready to operate in all modes prior to demonstration.
      - ii. Assemble all program materials required for demonstration.
      - iii. Contractor to provide all equipment necessary for access to, and operation of, systems including tools, ladder, lighting, and diagnostic equipment.
      - iv. Verify operation of individual components within systems.
      - v. Verify controls of related components are coordinated.
      - vi. Verify all operating sequences, operating modes, and safety controls.
      - vii. Record all pressures, temperatures, and other relevant data available from installed devices.
      - viii. Where digital control systems are available, set-up trend reports of relevant parameters which will confirm proper operation of systems installed, modified, or affected by changes made during this project. Provide copies of reports to Engineer and Owner for review. Review, analyze, and discuss results, and provide follow-up reports as required to confirm proper operation.
  - 2. Training:
    - a. Training Documentation:
      - i. Contractor to submit draft copy of agenda and training documents to Owner for review at least two weeks prior to training date.
      - ii. Provide a copy of the following items for each person that will be attending the

training sessions. Coordinate required number with the Owner.

- (1) Training agenda.
- (2) Summary of new systems and existing systems affected by this project.
- (3) Summary of work performed under this project.
- (4) Control system drawings and sequences of operation.
- (5) List of important maintenance and trouble-shooting operations for all systems.

iii. Provide minimum of 2 copies of following items:

- (1) Contract documents including all drawings, specifications, addendums, and change orders.

b. Training Sessions:

- i. Assemble at location to be determined by the Owner.
- ii. Distribute training documentation as indicated above.
- iii. Provide classroom style training if required for orientation, discussion of new systems and existing systems affected by this project, and other issues appropriate for a classroom format.
- iv. Visit site and review locations, and perform detailed review of operation and maintenance requirements for current systems.

**END OF SECTION 179000**

**SECTION 024119  
SELECTIVE DEMOLITION**

**PART 1 - GENERAL**

**1.1 RELATED DOCUMENTS**

- A. Drawings and general provisions of Contract, including General Conditions and Supplemental Conditions and other Division 1 Specification Sections, apply to this Section.

**1.2 SUMMARY**

- A. Section Includes:
  - 1. Demolition and removal of selected portions of building or structure.
  - 2. Salvage of existing items to be reused or recycled.

**1.3 DEFINITIONS**

- A. Remove: Detach items from existing construction and legally dispose of them off-site unless indicated to be removed and salvaged or removed and reinstalled.
- B. Remove and Salvage: Carefully detach from existing construction, in a manner to prevent damage, and deliver to Owner.
- C. Remove and Reinstall: Detach items from existing construction, prepare for reuse, and reinstall where indicated.
- D. Existing to Remain: Existing items of construction that are not to be permanently removed and that are not otherwise indicated to be removed, removed and salvaged, or removed and reinstalled.

**1.4 QUALITY ASSURANCE**

- A. Regulatory Requirements: Comply with governing EPA notification regulations before beginning selective demolition. Comply with hauling and disposal regulations of authorities having jurisdiction.
- B. Standards: Comply with ANSI A10.6 and NFPA 241.

**1.5 PRE-INSTALLATION MEETINGS**

- A. Pre-demolition Conference: Conduct conference at Project site.

**1.6 CLOSEOUT SUBMITTALS**

- A. Landfill Records: Indicate receipt and acceptance of hazardous wastes by a landfill facility licensed to accept hazardous wastes.

**1.7 FIELD CONDITIONS**

- A. Owner will occupy portions of building immediately adjacent to selective demolition area. Conduct selective demolition so Owner's operations will not be disrupted.
- B. Conditions existing at time of inspection for bidding purpose will be maintained by Owner as far as practical.
  - 1. Before selective demolition, Owner will remove the following items:
    - a. Text books and other loose classroom resources.
    - b. Loose shelving units and storage cabinets.
    - c. Loose furniture (tables and chairs).
    - d. Loose equipment.

- C. Notify Architect of discrepancies between existing conditions and Drawings before proceeding with selective demolition.

D. Hazardous Materials: Hazardous materials are present in buildings and structures to be selectively demolished. A report on the presence of hazardous materials is included in the Contract Documents. Examine report to become aware of locations where hazardous materials are present. Do not proceed with selective demolition until all hazardous materials have been removed. Do not proceed with selective demo until all hazardous materials have been removed.

1. Hazardous material remediation is specified elsewhere in the Contract Documents.
2. Do not disturb hazardous materials or items suspected of containing hazardous materials
  - i. except under procedures specified elsewhere in the Contract Documents.

E. Storage or sale of removed items or materials on-site is not permitted.

F. Utility Service: Maintain existing utilities and the protection facilities indicated to remain in service and protect them against damage during selective demolition operations.

## PART 2 - PRODUCTS

### 2.1 PERFORMANCE REQUIREMENTS

A. Regulatory Requirements: Comply with governing EPA notification regulations before beginning selective demolition. Comply with hauling and disposal regulations of authorities having jurisdiction.

B. Standards: Comply with ANSI/ASSE A10.6 and NFPA 241.

## PART 3 - EXECUTION

### 3.1 EXAMINATION

A. Verify that utilities have been disconnected and capped before starting selective demolition operations.

B. Survey existing conditions and correlate with requirements indicated to determine extent of selective demolition required.

C. When unanticipated mechanical, electrical, or structural elements that conflict with intended function or design are encountered, investigate and measure the nature and extent of conflict. Promptly submit and email a written report to Architect and MSU Project Manager.

### 3.2 UTILITY SERVICES AND MECHANICAL/ ELECTRICAL SYSTEMS

A. Existing Services/ Systems to Remain: Maintain services/ systems indicated to remain and protect them against damage.

B. Comply with requirements for existing services/ systems interruptions specified in Section 011000 "Summary."

C. Existing Services/ Systems to Be Removed, Relocated, or Abandoned: Locate, identify, disconnect, and seal or cap off indicated utility services and mechanical/ electrical systems serving areas to be selectively demolished.

1. If services/ systems are required to be removed, relocated, or abandoned, provide temporary

services/ systems that bypass area of selective demolition and that maintain continuity of services/ systems to other parts of building.

2. Disconnect, demolish, and remove fire-suppression systems, plumbing, and HVAC systems, equipment, and components indicated to be removed.
3. Piping to be removed: Remove portion of piping indicated to be removed and cap or plug remaining piping with same or compatible piping material.
4. Piping to be abandoned in place: Drain piping and cap or plug piping with same or compatible piping material.
5. Equipment to be removed: Disconnect and cap services and remove equipment.
6. Equipment to be removed and reinstalled: Disconnect and cap services and remove, clean, and store equipment; when appropriate, reinstall, reconnect, and make equipment operational.
7. Equipment to be removed and salvaged: Disconnect and cap services and remove equipment and deliver to Owner.
8. Ducts to be removed: Remove portion of ducts indicated to be removed and plug remaining ducts with same or compatible ductwork material.
9. Ducts to be abandoned in place: Cap or plug ducts with same or compatible ductwork material.

### 3.3 PREPARATION

A. Site Access and Temporary Controls: Conduct selective demolition and debris-removal operations to ensure minimum interference with roads, streets, walks, walkways, and other adjacent occupied and used facilities.

1. Comply with requirements for access and protection specified in Section 015000 "Temporary Facilities and Controls".

B. Temporary Facilities: Provide temporary barricades and other protection required to prevent injury to people and damage to adjacent buildings and facilities to remain.

### 3.4 SELECTIVE DEMOLITION, GENERAL

A. General: Demolish and remove existing construction only to the extent required by new construction and as indicated. Use methods required to complete the Work within limitations of governing regulations and as follows:

B. . Neatly cut openings and holes plumb, square, and true to dimensions required. Use cutting methods least likely to damage construction to remain or adjoining construction. Use hand tools or small power tools designed for sawing or grinding, not hammering and chopping, to minimize disturbance of adjacent surfaces. Temporarily cover openings to remain.

C. Cut or drill from the exposed or finished side into concealed surfaces to avoid marring existing finished surfaces.

D. Do not use cutting torches for selective demolition operations.

E. Locate selective demolition equipment and remove debris and materials so as not to impose excessive loads on supporting walls, floors, or framing.

F. Dispose of demolished items and materials promptly.

G. Removed and Salvaged Items:



1. Clean salvaged items.
2. Pack or crate items after cleaning. Identify contents of containers.
3. Store items in a secure area until delivery to Owner.
4. Transport items to Owner's storage area on campus as directed by Owner.
5. Protect items from damage during transport and storage.

H. Removed and Reinstalled Items:

1. Clean and repair items to functional condition adequate for intended reuse.
  2. Pack or crate items after cleaning and repairing. Identify contents of containers.
  3. Protect items from damage during transport and storage.
  4. Reinstall items in locations indicated. Comply with installation requirements for new materials and equipment. Provide connections, supports, and miscellaneous materials necessary to make item functional for use indicated.
- I. Existing Items to Remain: Protect construction indicated to remain against damage and soiling during selective demolition. When permitted by Architect, items may be removed to a suitable, protected storage location during selective demolition and cleaned and reinstalled in their original locations after selective demolition operations are complete.

### 3.5 DISPOSAL OF DEMOLISHED MATERIALS

- A. General: Except for items or materials indicated to be reused, salvaged, reinstalled, or otherwise indicated to remain Owner's property, remove demolished materials from Project site and legally dispose of them.
1. Do not allow demolished materials to accumulate on-site.
  2. Remove and transport debris in a manner that will prevent spillage on adjacent surfaces and areas.
  3. Remove debris from elevated portions of building by chute, hoist, or other device that will convey debris to grade level in a controlled descent.
  4. Comply with requirements specified in Section 017419 "Construction Waste Management and Disposal".
- B. Burning: Do not burn demolished materials.

### 3.6 CLEANING

- A. Clean adjacent structures and improvements of dust, dirt, and debris caused by selective demolition operations. Return adjacent areas to condition existing before selective demolition operations began.

**END OF SECTION 024119**

## SECTION 033000 - CAST-IN-PLACE CONCRETE

### 1.1 QUALITY ASSURANCE

- A. Mockups of panels to demonstrate typical joints, surface finish, texture, tolerances, floor treatments, and standard of workmanship.

### 1.2 PRODUCTS

- A. Concrete General: ACI 315 and ACI 316.
- B. Form facing materials.
- C. Steel Reinforcement:
  - 1. Reinforcing Bars: ASTM A615, Grade 60
- D. Concrete Materials:
  - 1. Portland Cement: ASTM C 150, gray.
  - 2. Fly ash.
  - 3. Slag cement.
  - 4. Silica fume.
  - 5. Aggregate: 1 inch.
  - 6. Water.
- E. Mixing: Ready mixed.

### 1.3 CONCRETE MIXTURES

- A. Portland Cement Replacement: Use fly ash, slag cement, and silica fume to reduce portland cement by 40 percent.
- B. Compressive Strength (28 Days): 4000 psi.

### 1.4 INSTALLATION

- A. Formed Finishes: Rough.
- B. Floor and Slab Finishes:
  - 1. Float: Surfaces to receive trowel finish.
  - 2. Trowel: Surfaces exposed to view.
  - 3. Broom: Exterior concrete.

1.5 FIELD QUALITY CONTROL

- A. Testing: By Contractor-engaged agency.
- B. Special Inspections: By Owner-engaged special inspector.

END OF SECTION 033000

## TABLE OF CONTENTS

<u>SECTION</u>	<u>TITLE</u>
----------------	--------------

**OWNER FURNISHED EQUIPMENT**

Blauw Data Sheets

**MECHANICAL REQUIREMENTS**

DIVISION 23 – HVAC

230000	Building Mechanical HVAC Requirements
230010	Demolition
230523	General Duty Valves For HVAC Piping
230529	Hangers And Supports For HVAC Piping And Equipment
230553	Identification for HVAC Piping, Ductwork And Equipment
231000	Gas Systems
233100	Ductwork (for reference only)
233300	Ductwork Accessories (for reference only)
235100	Breechings, Chimneys, And Stacks



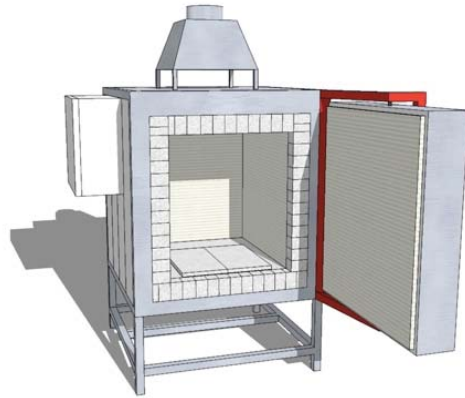
**Type**

Description: item 2, automated gas ceramic kiln  
 Volume: 12 cu ft 0.3 m<sup>3</sup>  
 Max temp: 2375°F 1300°C

Door type: swing  
 Direction: right

Floor: fixed  
 Track: n.a.  
 Fold-up: n.a.

Burners: 1, left side, back



*Example of kiln (indicative)*

Dimensions <sup>2</sup>	Stack		Internal		External	
	mm	in	mm	in	mm	in
Height	915 mm	36"	915 mm	36"	1980 mm	78"
Depth	610 mm	24"	910 mm	36"	1460 mm	57.5"
Width	610 mm	24"	810 mm	32"	1360 mm	53.5"

The kiln is designed to work with your existing 12" x 24" kiln shelves and to fit through your 70" w x 95" h doorway.

**Gas Connection**

Fuel type natural gas  
 Pressure range 10 - 20 in w.c. 25 - 50 mBar  
 Power 205,000 60 kW  
 Connection TBD  
 Location left side, back, ~ 34" off ground, facing up

**Electrical Connection**

Phase 3  
 Voltage 208 V  
 Current 10 A  
 Neutral present  
 Location left

**Air Connection**

Blower included

**Vent Connection**

Fume hood 200 mm OD  
 Chimney excluded

<sup>2</sup> Add 12" for control panel. Add 24" for burners and air and gas lines. Minimum 8" / 2" clearance from kiln wall to combustible / non-combustible surfaces

<the following information is valid for the above ceramic gas kilns>

### **Control**

The kiln is controlled by a touch screen computer controller and two type S thermocouples. The controller is fully programmable and gives the opportunity to program various firing curves and atmospheres. After programming, the kiln will fire the program fully automatically. The controller also allows for manual control, and seamless switching between manual and automatic. The computer controller is placed in an electrical cabinet. This cabinet is placed on one of the sides of the kiln.



### **Flue and Chimney**

The kiln has one flue on top of the kiln. The kiln is supplied with a fume hood that will stand above the flue and collect the fumes. If the customer requires a chimney, we are happy to supply.

### **Rate of Firing**

The maximum rate of firing is approximately 300-350°C (572–662°F) per hour. The kiln is therefore able to reach temperature within 4 hours, depending on the load in the kiln.

### **Coating**

The interior insulation panels of the kiln are coated with a temperature reflecting, insulating spray coating which makes the kiln even more energy efficient and protects the fiber insulation panels from the environment.

## **B. Gas, Air and Electrical Connections**

### **Gas**

The kilns will operate on the above specified gas pressures and power, at maximum capacity. We therefore expect that the customer installs a gas regulator before each kiln to bring the gas pressure and power within this range, and to provide for line stability and adjustment. The required gas line diameter will be further specified in a later stage. The gas line, regulator and connections are not part of this quote and are the responsibility of the customer.

### **Air**

The combustion air is supplied by a blower. The air supplied can be used for combustion as well as cooling of the kiln. The blower is part of the quote.

### **Electrical**

The kiln will operate on the above specified power connection. The electrical connection to the kiln is not part of this scope.

### **C. Gas Kiln Safety**

The Blaauw gas kiln is equipped with the following safety features:

- a door lock which shuts down the kiln once the door is opened
- a touch screen full color computer control system that continuously monitors the temperature, other important indicators and possible malfunctioning of components in the electrical and mechanical system.
- safety valves on the main gas line and on all pilot and main burner lines
- high and low pressure guards on the gas line
- low pressure guard on the air line
- flame detectors on the burners
- thermocouples for temperature control and maximum temperature safety

### **D. Kiln Shelves**

The kiln is supplied with a bottom row of kiln shelves. If you require additional kiln shelves or other refractories, please let us know and we will quote.

### **E. LAN Remote Kiln Control**

The CU14 controller can be connected to a LAN which makes it possible to remotely access the kiln, as well as to view logged firings. Remote technical assistance by Blaauw is another advantage of the remote monitoring and control. The remote monitoring and control software is not included in the scope and is quoted separately. The materials and labor required to install internet access and the cable from the LAN to the kiln is not part of this quote and is to be supplied by the customer.

### **F. Kiln Certification**

The kiln's gas, air and electrical circuits are designed in such a way that is compatible to US ETL standards and codes, and conform to our European CE certificate E0538.



## G. Gas Sculpture Kiln Specifications

### Type

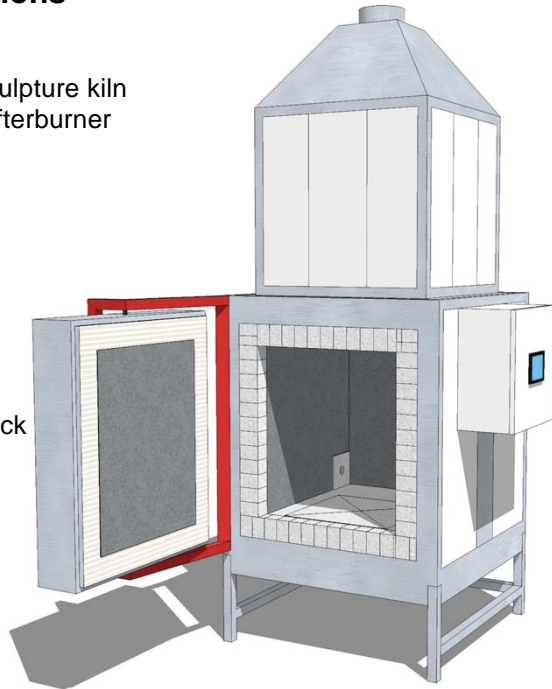
Description: item 3, automated gas sculpture kiln with wax collection and afterburner

Volume: 12 cu ft 0.3 m<sup>3</sup>  
 Max temp: 2020°F 1100°C

Door type: swing  
 Direction: left

Floor: fixed, wax collection integrated

Burners: 1, left side mounted at back  
 1, within afterburner



Example of kiln (indicative)

Dimensions <sup>3</sup>	Stack		Internal		External	
	mm	in	mm	in	mm	in
Height	915 mm	36"	915 mm	36"	1980 mm	78"
Depth	610 mm	24"	910 mm	36"	1460 mm	57.5"
Width	610 mm	24"	810 mm	32"	1360 mm	53.5"
w/ afterburner					3180 mm	125"

### Gas Connection

Fuel type natural gas  
 Pressure range 16 - 20 in w.c. 40 - 50 mBar  
 Power 450,000 150 kW  
 Connection TBD  
 Location left side, back, top, facing up

### Electrical Connection

Phase 3  
 Voltage 208 V  
 Current 10 A  
 Neutral present  
 Location left

### Air Connection

Blower included

### Vent Connection

Fume hood included  
 Chimney excluded

### Wax Collection

The floor of the kiln is sloped to guide wax to a ceramic tube which drains the wax out of the kiln. A collecting pot slides into a slot beneath the chamber and collects the wax as it drains. The collecting pot also holds water in order to eliminate potential ignition.

### Coating

For durability, the interior insulation panels of the sculpture kiln are coated, fired, and then coated again with a temperature reflecting, insulating spray coating which makes the kiln even more energy efficient and protects the fiber insulation panels from the environment.

<sup>3</sup> Add 12" for control panel. Add 24" for burners and air and gas lines. Minimum 8" / 2" clearance from kiln wall to combustible / non-combustible surfaces

**Control**

The kiln is controlled by an easy-to-operate programmable controller. The controller controls the heat input using a ramp/hold style of programming. The controller is placed in an electrical cabinet. This cabinet is placed on one of the sides of the kiln.

**Flue and Chimney**

The kiln has one flue on top of the kiln. Above the flue is mounted the afterburner which leads into a fume hood. If the customer requires a chimney, we are happy to supply.

**Rate of Firing**

The kiln is able to reach temperature in 30 minutes, depending on the load within the kiln.

**High Temperature steel racking system**

We have optionally quoted you a high temperature steel racking system. Moulds can be secured to the rack upside down for proper drainage. Maximum temperature of the rack is 1100oC.

**H. Gas Sculpture Kiln Safety**

The Blaauw gas sculpture kiln is equipped with the following safety features:

- a door lock which shuts down the kiln once the door is opened
- a computer control system that continuously monitors the temperature, other important indicators and possible malfunctioning of components in the electrical and mechanical system.
- safety valves on the main gas line and on all pilot and main burner lines
- high and low pressure guards on the gas line
- low pressure guard on the air line
- flame detectors on the burners
- thermocouples for temperature control and maximum temperature safety
- The controls on the equipment will have a lock out key to stop unauthorized use or tampering.

## I. Gas Melting Furnace Specifications

### Type

Cylindrical furnace with a turn away mechanism for easy access to the pot.

Max temp: 2555°F 1300°C

Cover type: swing  
Direction: left or right

Burners: 1, side mounted at back

Weight: 900 kg 2000 lbs



*Example of furnace  
(indicative, installed in pit)*

Dimensions <sup>4</sup>	Internal		External	
	Height:	400 mm	16"	900 mm
Depth:	--	--	1000 mm	39.5"
Width:	--	--	1500 mm	59"
Diameter:	330 mm	13"	--	--

### Gas Connection

Fuel type natural gas  
Pressure range 12-16 in w.c. 30 - 40 mBar  
Power 340,000 100 kW  
Connection TBD  
Location behind, low

### Electrical Connection

Phase 3  
Voltage 208 V  
Current 10 A  
Neutral present  
Location left

### Insulation

The interior of the furnace is built out of advanced high temperature concrete and bricks, backed with a layer of light weight insulation. The result is low thermal mass, requiring less energy and time for heat up. The exterior of the furnace contains additional insulation materials, keeping the outside of the furnace temperature low.



### Installation Requirements

The furnace can be placed directly on the floor. No special foundation is required, except for the floor to carry the weight.

### Capacity

The furnace will have the capacity to melt 90 lbs of brass or 30 lbs of aluminium.

### Control

The kiln is controlled by an easy-to-operate programmable controller. The controller controls the heat input using a ramp/hold style of programming. The controller is placed in an electrical cabinet. This cabinet is placed on one of the sides of the kiln.

<sup>4</sup> Minimum 8" / 2" clearance from kiln wall to combustible / non-combustible surfaces

**Venting**

Venting is excluded from this proposal. The melting furnace vents through the centre of the lid.

**Rate of Firing**

The kiln is able to reach temperature in 30 - 60 minutes, depending on the mass within the crucible.

**Installation Requirements**

The furnace can be placed directly on the floor. No special foundation is required, except for the floor to carry the weight. All furnaces have the potential to spill liquid metal, and therefore are often placed in a pit, or are dammed. Construction of a pit or damming is the responsibility of the customer.

**Crucible and tools**

The crucible and lifting tools are quoted separately in this proposal.

**H. Gas Melting Furnace Safety**

The Blaauw gas melting furnace is equipped with the following safety features:

- a controller that continuously monitors the temperature, other important indicators and possible malfunctioning of components in the electrical and mechanical system.
- safety valves on the main gas line and on all pilot and main burner lines
- high and low pressure guards on the gas line
- low pressure guard on the air line
- flame detectors on the burners
- thermocouples for temperature control and maximum temperature safety
- The controls on the equipment will have a lock out key to stop unauthorized use or tampering.

## **SECTION 230000 - BUILDING MECHANICAL HVAC REQUIREMENTS**

### **PART 1 GENERAL**

#### **1.1 GENERAL SUPPLEMENTARY AND OTHER CONDITIONS OF THE CONTRACT**

- A. The general, supplementary and other Conditions of the Contract and the General Requirements (Division 1) are hereby made a part of this section.

#### **1.2 INTENT OF PLANS AND SPECIFICATIONS**

- A. The plans and specifications contemplate the complete installation of the system described so that at the conclusion of the construction, the systems will be turned over to the owner complete and ready for safe, efficient operation. The plans and specifications cannot deal individually with the many minute items which may be required by the nature of the systems. Furnish and install all such items normally included on systems of this type, which while not mentioned directly herein, are obviously essential to the installation and operation of the system and which are normally furnished on quality installations of this type.
- B. In receiving bids, it will be assumed that each bidder has made a thorough inspection of the conditions and is familiar with all conditions affecting the extent or cost of this work. Claims for extra payments as a result of failure to examine the conditions prior to submitting the bid will not be allowed.
- C. The drawings are partly diagrammatic and do not necessarily show the exact locations of plumbing and piping runs unless specifically dimensioned. Install piping to avoid other trades and install in a compact and neat manner to maximize the available space.

#### **1.3 CODES, ORDINANCES AND PERMITS**

- A. Comply with all state and local codes and ordinances applying to the work specified herein. Attention is directed in particular to the UNIFORM PLUMBING CODE, INTERNATIONAL BUILDING CODE, INTERNATIONAL MECHANICAL CODE, INTERNATIONAL FUEL GAS CODE, INTERNATIONAL ENERGY CONSERVATION CODE AND/OR ANY AUTHORITY HAVING JURISDICTION, and local regulations concerning the specified plumbing, heating and cooling equipment.
- B. Make application for, obtain and pay for all required permits and certificates of inspection for the work.
- C. In the event of conflict between this specification and a governing code or ordinance, provide work to meet the higher standard. Provide all work to meet any local codes that affect work on the project. Extra payment will not be allowed for changes required by local regulations.

#### **1.4 INSPECTION**

- A. Request regular inspections of duly authorized inspectors as required by codes and ordinances.

## **1.5 SUBSTITUTING**

- A. Provide all equipment, fixtures, materials and products exactly as listed in the project plans, schedules and specifications. The Manufacturer listed in the project equipment schedules, drawings and specifications is the basis of design for the project. "Approved Equal" manufacturers listed in the drawings and specifications are allowed to bid only if the manufacturer can provide exactly equal equipment, fixtures, materials and products as listed in the basis of design schedules, drawings and specifications, regardless of any prior approval listing. Any variation in the performance, appearance, color, shape, size, weight, electrical characteristics, etc. is subject to rejection during shop drawing review. The product supplier and installing contractor are responsible for any and all changes to the project and associated costs for any equipment, fixtures, materials and products provided that do not meet the project design requirements.
- B. Submit proposals to contractor for substitution of material and equipment listed on the drawings and/or these specifications after the architect/engineer's approval has been obtained. For such proposals, provide materials and equipment that conform in type, function, quality of material and assembly and meet the requirements indicated in drawings and specifications. **SUBMIT REQUESTS FOR APPROVAL TO THE ARCHITECT/ENGINEER AT LEAST 10 DAYS PRIOR TO THE BID DATE.** Include the name of the material or equipment for which it is to be substituted and a complete description of the proposed substitute including drawings, cuts, performance and test data and any other information needed for an evaluation. Include a statement setting forth any changes in any other equipment or other work that incorporation of the substitute would require. The burden of proof of the merit of the proposed substitute is upon the proposer. If these proposed substitutions are considered as acceptable equals for quotations and use, approval will be issued in an addendum.

## **1.6 SHOP DRAWINGS**

- A. Prior to the placing of orders for any equipment, submit to the engineer for approval a complete schedule of mechanical equipment and fixtures to be installed. PDF versions are required for review. Include in the schedule catalogs, cuts, diagrams, shop drawings, performance curves or any other descriptive material necessary to fully describe the equipment proposed and its operating characteristics. In the schedules, list the operating conditions of the equipment at the conditions listed on the schedules.
- B. Submit all shop drawings and sign, "approve" and initial prior to submittal to the engineer. The engineer will check the shop drawings to aid in interpreting the plans and specifications, and in so doing will assume that the shop drawings conform to all specified requirements set forth in this specification. The approval of the shop drawings by the engineer does not relieve the contractor of the responsibility of complying with all elements of the specification.
- C. Make the determination of quantities of material and equipment required based on the drawings. Schedules on the drawings and in the specification are completed as an aid to the contractor, but where discrepancies arise, provide the proper number to complete this work.

## **1.7 ASBESTOS CONTAINING MATERIALS**

- A. Coordinate all work with the asbestos abatement contractor for this project. Prior to the start of work review all asbestos reports or sample analysis, that the Owner has had completed. Do not cut into or in any other way disturb existing materials which contain

asbestos. Asbestos abatement is not within the scope of Division 23 work. If a material that has not been tested for asbestos must be disturbed, make a request in writing to the Owner that the material be tested for asbestos prior to the start of work.

- B. Provide materials and equipment which do not contain asbestos. At the completion of the project, certify in writing that the materials and equipment installed do not contain asbestos.

## **PART 2 PRODUCTS**

### **2.1 MATERIALS.**

- A. Provide 3M CP25 caulk for fire barrier caulking system. Provide fire barrier caulk that is UL classified and Factory Mutual System approved.

## **PART 3 EXECUTION**

### **3.1 INSTALLATION OF THE WORK**

- A. Examine all the drawings before proceeding with the layout and installation of his work. General and electrical wiring contract drawings will be made available to this Contractor. SHOULD DISCREPANCIES AFFECTING THE WORK BE FOUND, IMMEDIATELY REPORT SAME TO THE ENGINEER FOR INSTRUCTIONS. Provide for and cover the expense of subsequent changes made necessary by neglecting to discover and report such discrepancies, under the direction of the Engineer.
- B. "Furnish", "Provide", and/or "Install" are all considered as a requirement to both furnish the equipment and install it unless specific reference is made to the furnishing or installing of the equipment by others.
- C. Confer and cooperate with other Contractors on the job in the installation of the work so all work will be installed in proper relationship to the surrounding location and shape of any part to avoid conflicts. Provide for the correct size and location of any changes, slots, and openings required and do any cutting or patching made necessary by failure to make proper arrangements in this respect with no cost to the owner.
- D. Locate pipes essentially as shown on the drawings, but in exact locations as laid out on the job to suit actual conditions. Arrange exposed pipes as closely as practical to wall or ceiling surfaces. Indicated connections to equipment are necessarily based on equipment of a given manufacturer. If the use of "approved equal" equipment is proposed, then assume the responsibility for proper location in a manner approved by the Engineer. Make changes that are necessary for this reason without additional cost to the Owner.
- E. Follow the equipment manufacturer's instructions and recommendations in the installation and connection of all equipment and materials furnished under this contract. In the event of conflict or discrepancy between manufacturer's instructions and the contract documents, notify the Engineer before proceeding. Do not make any equipment installation in a manner that voids the manufacturer's warranty of the equipment.

### **3.2 CLEANING**

- A. Refer to section 232116 for cleaning of the heating and chilled water piping systems.

- B. Remove labels, stickers, etc., and leave the entire installation in a clean, usable condition.
- C. Thoroughly clean heating and cooling equipment, tanks, heat exchangers, pumps, traps, ducts, etc., and install new filters or filter media.

### **3.3 PAINTING**

- A. Protect the finishes of all mechanical equipment during storage, installation and until final acceptance. "Touch up" any damage or imperfections or if extensive, repaint the entire unit as directed by the Engineer.

### **3.4 FIRE BARRIER PENETRATIONS**

- A. Seal all cracks, voids, or holes for the passing of mechanical and electrical items through floors and fire rated walls, or ceilings with fire rating of 1 hour or more with a fire barrier caulk.
- B. Provide 3M CP 25 caulk for fire barrier caulking system.
- C. Install fire barrier caulking system in accordance with the manufacturer's recommendations to maintain a fire rating of 3 hours minimum.

### **3.5 SLEEVES**

- A. The Mechanical Contractor will set and maintain all sleeves. Provide sleeve for any pipe passing through building construction including walls, floors, roofs or masonry partitions in accordance with the following.
- B. Provide all pipe sleeves through slabs, floors, masonry walls and partitions that are 1/2 inch greater in inside diameter than the external diameter of pipe passing through. Provide sleeves for insulated piping that are large enough to accommodate the insulation without harming the insulation or vapor barrier. Provide all sleeves that are fabricated from new material cut square and reamed.
- C. Provide sleeves in all masonry partition walls and floors. Provide sleeves that are Schedule 40 steel pipe. Provide wall sleeves that are flush with the wall surface. Extend the top of floor sleeves 1" above the floor, and the bottom of the sleeve is required to be flush with the floor.
- D. Protect the space between the pipe and the sleeves, through fire rated walls and floors as designated below.
- E. Furnish and install chrome-plated wall, floor and ceiling plates on all exposed pipes where they pass through walls, floors, or ceilings in finished areas. Provide the wall plates with set screws or spring locks for clamping to the pipe.
- F. Provide watertight seal at all sleeves through floors.

### **3.6 OPENINGS**

- A. Provide all openings required for the passage of ductwork and mechanical equipment in the construction. Determine the correct location for all openings.



- B. Provide the inside dimensions of all openings that are 1/2 inch greater than the size of the ductwork or equipment passing through the opening. Provide openings for insulated ductwork are large enough to accommodate the insulation without harming the insulation or vapor barrier.
- C. Protect all openings through fire rated walls and floors as described above.
- D. Patch and seal all openings through all non-fire rated construction around piping or ductwork. Seal openings to match construction material or provide fire rated caulking as described in "Fire Barrier Penetrations" above.
- E. Seal all openings around piping and ductwork in return air plenums to prevent non-plenum rated materials from being exposed in the plenums.

### **3.7 EXISTING SERVICES**

- A. Verify the exact location of all existing building services extended and/or relocated for this project. Also verify the exact location and take proper precautions to protect all services which may be encountered during construction.
- B. Protect, brace, and support all active services which are encountered where required for proper execution of the work and without interruption of service if possible.
- C. Protect all inactive services which are encountered or remove as directed by the Owner, Utility Company, or Municipal Agency having jurisdiction.
- D. When active services must be temporarily interrupted, make arrangements to work continuously including overtime if required, to assure that services will be interrupted only as long as actually required to complete necessary work.

### **3.8 ACCESS TO EQUIPMENT**

- A. Provide access to all motors, valves, dampers, controls, specialties, etc., for maintenance purposes. Provide all access doors, access panels, removable sections, etc., required for access. The General Contractor will provide access panels and doors required in the building construction where shown on the plans. Coordinate the location of the access openings relative to the mechanical equipment to assure proper access to the equipment.
- B. Provide all access openings required for manual motorized, fire and smoke dampers and other devices requiring access in the ductwork, plenums, housings, tanks, etc., under this portion of the contract.

### **3.9 PROTECTIVE DEVICES**

- A. Protect all sheaves, belts, drives, couplings, and moving parts by approved permanent guards, shields, or railings, which will be in place whenever the equipment is in operation and will be in accordance with applicable safety standards.

### **3.10 TESTS**

- A. Perform tests on the systems Specified herein.

- B. Conduct all tests in the presence of the engineer and/or owner. Prior to conducting any tests or balancing of the systems, obtain and file a letter with the engineer's office if the tests are to be witnessed by the owner. Where required, perform such tests in the presence of local or state building inspection officials. Maintain reports of all tests as they are performed. Include the following information in the reports:
  - 1. Project
  - 2. Contractor
  - 3. Date
  - 4. Test performed and portion of system tested.
  - 5. Test results
  - 6. Name and signature of person performing test.
  - 7. Name and signature of witness of the test.
- C. Upon completion of the project, submit the test reports with the operation and maintenance manuals for review by the Engineer.
- D. Test natural gas piping with an air pressure of not less than 25 psig. The system is required to hold this pressure for 24 hours without pressure drop except for pressure change due to temperature differential. For natural gas piping which is welded or carrying gas at pressures over 14 inches water column pressure, test at a pressure of 60 psig. and is continued for a length of time satisfactory to the administrative authority, but in no

### **3.11 ALL EQUIPMENT FURNISHED UNDER DIVISION 230000:**

- A. At a time set by the contractor and agreed to by the owner, arrange to place equipment in operation and have available at that time, if required, representatives of the manufacturer of equipment to assist in starting equipment, to make necessary adjustments to equipment, and to prove satisfactory operation prior to turning facility over to the owner.
- B. Repair or replace any irregularities, faulty equipment, etc., as required prior to acceptance.
- C. Run operating test for 30 hour periods and submit data for approval.
- D. Charge all equipment with clean media and completely finish installation prior to acceptance.
- E. Properly balance all pumped water systems.
- F. Properly balance all air systems. Balance the CFM of all diffusers to within 10% of the CFM listed on the schedule.

### **3.12 OPERATION AND MAINTENANCE MANUALS**

- A. Refer to Division 1 requirements for O&M Manual requirements.

### **3.13 PROJECT CLOSE OUT**

- A. Refer to Division 1 for additional requirements.

- B. The Mechanical Contractor will arrange for an inspection of all items installed in the ceiling before the ceiling or ceiling tile is installed. Inform the engineer at least one week before the planned installation of the ceiling to arrange the inspection. If the ceiling tile is installed before the inspection, the mechanical contractor will remove all the ceiling tiles prior to the inspection.
- C. General: Refer to Division 1 sections for general closeout requirements. Maintain a daily log of operational data on mechanical equipment and systems throughout the closeout period; record hours of operation, assigned personnel, fuel consumption and similar information; submit copy to engineer.
- D. Record Drawings: Give special attention to the complete and accurate recording of underground conduit, piping and concealed and non-accessible work, branching arrangement and valve location of all piping systems, location of dampers and coils in duct systems, locations of control system sensors and other control devices, and work of change orders where not shown on contract documents.
- E. Closeout Equipment/Systems Operations: Sequence operations properly so that work of the project will not be damaged or endangered. Coordinate with seasonal requirements. Operate each item of equipment with the owner's operating personnel present to demonstrate sustained, satisfactory performance. Adjust and correct operations as needed for proper operation. Clean and lubricate each system, and replace dirty filters, excessively worn parts and similar expendable parts of the system.
- F. Operating Instructions: Conduct at least a full day walk-through instruction seminar for the Owner's personnel to be involved in the operation and maintenance of the mechanical equipment and systems. If more time is needed, continue instruction until the owner's personnel are familiar with the operation of the system. Explain the identification system, operational diagrams, emergency and alarm provisions, sequencing requirements, seasonal provisions, security, safety, efficiency and similar features of the system.
- G. Turn-Over of Operation: At the time of substantial completion, turn over the prime responsibility for the operation of the system to the owner's personnel. However until the time of final acceptance, provide at least one full-time operating engineer, who is completely familiar with the work, to consult with and continue training the owner's personnel.
- H. Final Completion: The following special requirements will be provided in addition to those specified elsewhere:
  - 1. Do not call for final completion check until the mechanical systems and equipment have been installed, adjusted, balanced, and are in full and complete satisfactory operation and the following certifications of inspection from equipment suppliers have been completed and submitted with the architect/engineer.
  - 2. The certifications will consist of letters signed by Factory Trained and Authorized service engineers stating the following:
    - a. They have inspected all their equipment on the project.
    - b. They approve the condition of their equipment and its installation.
    - c. They have fully checked its operation and certify that it is operating properly.

- d. They will note any problems, conditions or objections that could lead to future operating problems.
  - e. Log sheets will be provided on start-up of all Condensing Units, AHU's and Terminal Units.
3. Exceptions may be permitted upon written request from the contractor listing any minor items that are uncompleted and beyond his reasonable control. Provide a full guarantee that they be completed at a named later date and the guarantee will be extended as required to provide a full warranty.
- I. Final Payment will not be made until the contractor has satisfactorily completed all final inspection items.
  - J. Guarantee: Fully guarantee all equipment and work, parts and labor for one year from the date of substantial completion, unless noted otherwise. Guarantee all equipment and work and assume full responsibility to repair any equipment with no additional expense to the Owner which the manufacturer refuses to guarantee. The Owner has the right to order repairs to any equipment or work provided hereon and to charge the contractor for the same if repairs are not made during a reasonable period of time not to exceed 24 hours during an emergency or 72 hours on a non-critical item.

**END OF SECTION 230000**

## **SECTION 230010 - DEMOLITION**

### **PART 1 GENERAL**

- 1.1 The extent of demolition is shown on the drawings.
- 1.2 Owner will retain ownership of plumbing fixtures and mechanical equipment.
- 1.3 Remove all items which the owner does not wish to retain and dispose of off site.
- 1.4 SUBMIT PROPOSED SCHEDULE OF WORK TO ARCHITECT AND OWNER FOR REVIEW PRIOR TO START WORK. INCLUDE IN SCHEDULE COORDINATION FOR SHUT-OFF CAPPING AND CONTINUATION OF UTILITIES.

### **PART 2 PRODUCTS (Not Applicable)**

### **PART 3 EXECUTION**

- 3.1 Demolish in an orderly and careful manner as required to accommodate new work. Protect existing supporting structural members.
- 3.2 Field verify exact locations of existing services and construction prior to demolition work. Take all necessary precautions to avoid damage to existing utilities or structure.
- 3.3 Repair all demolition performed in excess of that required at no cost to the owner.
- 3.4 Cap all pipes below floor or above ceiling. Remove all excess pipes and ducts.
- 3.5 Carefully remove all items to be retained by owner and store as directed by the owner.
- 3.6 Remove from site all debris, rubbish, and all other items which the owner does not retain and dispose of off site.

**END OF SECTION 230010**

## **SECTION 230523 – GENERAL DUTY VALVES FOR HVAC PIPING**

### **PART 1 GENERAL**

#### **1.1 WORK INCLUDED**

- A. Provide factory-fabricated valves recommended by manufacturer for use in service indicated. Provide valves of types and pressure ratings indicated; provide proper selection as determined by Installer to comply with Installation requirements. Provide end connections which properly mate with pipe, tube, and equipment connections. Where more than one type is indicated, selection is Installer's option.
- B. SIZES: Unless otherwise indicated, provide valves of same size as upstream pipe size.
- C. OPERATORS: Provide handwheels, fastened to valve stem, for valves other than quarter-turn. Provide lever handle for quarter-turn valves, 6" and smaller.
- D. Refer to section 230553 for valve tag and valve chart requirements.

#### **1.2 SHOP DRAWINGS**

- A. Submit shop drawings in accordance with section 230000.
- B. Indicate pressure and temperature classifications and joining methods for all types of valves used in the project.

### **PART 2 PRODUCTS**

#### **2.1 ACCEPTABLE MANUFACTURERS**

- A. The following valve manufacturers are approved: Nibco, Apollo, Red White, Watts or approved equal. Approved flow control valves are Autoflow, Nexus, Griswold or approved equal.

#### **2.2 GAS STOPS**

- A. Provide MCDONALD MODEL 10685B plug type for Iron Body Gas Stops.

### **PART 3 EXECUTION**

#### **3.1 INSTALLATION**

- A. Install valves where required for proper operation of piping and equipment, including valves in branch lines where necessary to isolate sections of piping. Locate valves so as to be accessible and so that separate support can be provided when necessary.
- B. Install valves with stems pointed up, in vertical position where possible, but in no case with stems pointed downward from horizontal plane unless unavoidable. Install valve drains with hose-end adapter for each valve that must be installed with stem below horizontal plane.
- C. Install extended-stem valves, where insulation is indicated, arranged in proper manner to receive insulation.

### **3.2 SELECTION**

- A. Select and install valves with the following ends or types of pipe-tube connections:
1. Tube Size 2" and Smaller: Soldered joint valves.
  2. Pipe Size 2" and Smaller: Threaded valves.

**END OF SECTION 230523**

## **SECTION 230529 – HANGERS AND SUPPORTS FOR HVAC PIPING AND EQUIPMENT**

### **PART 1 GENERAL**

#### **1.1 WORK INCLUDED**

- A. Provide pipe hangers that adequately support the piping system. Install near or at changes in piping direction and at concentrated loads. Install to provide vertical adjustment to maintain pitch required for proper drainage. Install to allow for expansion and contraction of the piping.
- B. Construct and install duct hangers in accordance with the SMACNA HVAC Duct Construction Standards.
- C. Do not attach duct, piping or equipment hangers to wood sub-flooring, pan decks or wood roof decking. Attach hangers to the concrete floor structure or structural steel construction with joist or beam clamps.

#### **1.2 SEISMIC REQUIREMENTS**

- A. Provide and install duct, piping and equipment supports to meet all seismic requirements as required in the International Building Code and American Society of Civil Engineer (ASCE), ASCE-7, latest editions.
- B. Each manufacturer of seismic system components will submit a certificate of compliance for review and acceptance by the engineer and/or the authority having jurisdiction.

#### **1.3 SHOP DRAWINGS**

- A. Submit shop drawings in accordance with Section 230000.
- B. Indicate pipe hangers to be used for each size and type of pipe.
- C. Indicate seismic supports to be used for each type of pipe, duct or equipment on the project.

#### **1.4 CONCRETE BASES**

- A. Provide (in coordination with the General Contractor) all concrete bases required for equipment (boilers, air handling units, tanks, pumps, furnaces, water heaters, etc.) inside the building and condensing units outside the building. After the bases are poured, allow them to set at least five (5) days before mounting equipment.

### **PART 2 PRODUCTS**

#### **2.1 SEISMIC SUPPORTS**

- A. Provide seismic supports for piping, ductwork and equipment as manufactured by Amber Booth, Mason Industries, or approved equal.

#### **2.2 PIPE HANGERS**

- A. Provide hangers that are constructed of malleable or wrought iron, and hangers supporting copper pipe that are copper plated. Hangers for pipe 3 inches and smaller



must be adjustable split ring, ELCEN FIG. 89, Galv. and ELCEN FIG. 389 copper plated. For piping above 3 inches, hangers must be adjustable, Clevis type, ELCEN FIG. 12.

- B. Support rod loading: Provide total hanger rod load (including piping, insulation, and medium) that does not exceed following limits:

C.	<u>Nominal Rod Diameter</u>	<u>Max. Load</u>
	3/8 IN	600 LB
	1/2 IN	1100 LB
	5/8 IN	1800 LB
	3/4 IN	2700 LB
	7/8 IN	3700 LB
	1 IN	4900 LB

### **2.3 ROOF MOUNTED EQUIPMENT**

- A. Provide roof curbs as specified in the equipment sections for roof top units, roof mounted fans and other similar equipment. Anchor the curbs to the roof and anchor the equipment to the curbs.

### **2.4 SUSPENDED EQUIPMENT**

- A. Provide threaded rod supports at each corner and additional support points. Provide vibration isolation as specified for each piece of equipment. Provide seismic support cables at each corner hanger and attach to the structure. Provide rod stiffeners for rods longer than 12".

### **2.5 CONCRETE ANCHORS**

- A. Provide Hilti (or approved equal) concrete inserts installed per the manufacturers recommendations. Coordinate locations of pipe support anchors.

### **2.6 CONCRETE PAD CONSTRUCTION**

- A. Provide four inch thick indoor equipment bases with re-bar twelve inches on centers both ways. Provide six inch thick outdoor bases with re-bar twelve inches on centers both ways.
- B. Provide wedge anchors to attach the indoor pads to the concrete floors. Provide anchors in the pads to match the equipment support requirements.

## **PART 3 EXECUTION**

### **3.1 PIPE SUPPORT INSTALLATION**

- A. Where groups of three or more pipes occur, they may be supported with trapeze hangers using two hangers as specified with a capped pipe cross member.
- B. Do not attach pipe hangers to the roof deck. Attach hangers to the steel construction with beam clamps, beam attachment and brackets bolted to joists and beams. Hang near joist panel joints wherever possible.

- C. Provide pipe hangers for insulated piping that are large enough to encompass the insulation, using a metal shield so the vapor barrier jacket will not be broken. See Section 230713, Duct Insulation.
- D. Hanging from one pipe to another is prohibited.
- E. Install pipe hangers with the following spacing:

1. HORIZONTAL STEEL PIPE:

<u>Pipe Size</u>	<u>Maximum Spacing</u>
Up to 1-1/4"	8 feet
1-1/2" to 3"	10 feet
4" to 6"	12 feet

2. HORIZONTAL COPPER PIPE/TUBE:

<u>Pipe Size</u>	<u>Maximum Spacing</u>
1/2" to 3/4"	5 feet
1"	6 feet
1-1/4"	7 feet
1-1/2" to 2"	8 feet

- 3. Support horizontal cast iron soil pipe at five foot intervals except where 10 ft. lengths of pipe are used, 10 ft. intervals may be used.
- 4. Support horizontal and vertical plastic pipe 4'-0" on center.
- 5. Support vertical piping except plastic at each floor.

**END OF SECTION 230529**

## **SECTION 230553 – IDENTIFICATION FOR HVAC PIPING, DUCTWORK AND EQUIPMENT**

### **PART 1 GENERAL**

#### **1.1 WORK INCLUDED**

- A. Provide identification for all piping, ductwork and mechanical equipment as specified in this section.

#### **1.2 SHOP DRAWINGS**

- A. Submit shop drawings as indicated in Section 230000. Provide shop drawings indicating the materials used, colors and lettering for all piping and equipment labels. Furnish a complete list of equipment labels to be furnished for the project.

#### **1.3 STANDARDS**

- A. Comply with ANSI A13.1 for lettering size, length of color field and viewing angles of identification devices.

### **PART 2 PRODUCTS**

#### **2.1 ACCEPTABLE MANUFACTURERS**

- A. Approved manufacturers are Allen Systems, W. H. Bradley, Industrial Safety Supply or Seaton Name Plate.

#### **2.2 PIPE MARKERS**

- A. PLASTIC PIPE MARKERS; Snap-On Type: Provide manufacturer's standard pre-printed, semi-rigid, snap-on, color coded pipe markers complying with ANSI A13.1.
- B. PLASTIC PIPE MARKERS; Pressure-Sensitive Type: Provide manufacturer's standard pre-printed, permanent adhesive, color coded pressure sensitive vinyl pipe markers complying with ANSI A13.1.
- C. Small Pipes: For external diameters less than 6"(including insulation), provide full band pipe markers, extending 360 degrees around pipe at each location fastened by one of the following methods.
  - 1. Snap on application of pre-tensioned semi-rigid plastic pipe marker.
  - 2. Adhesive lap joint in pipe marker overlap.
  - 3. Laminated or bonded application of pipe marker to pipe or insulation.
  - 4. Taped to pipe or insulation with color coded plastic adhesive tape at least 2" wide with a full circle at both ends of pipe marker, tape lapped 4".
- D. Large Pipes: For pipe diameters 6" and larger (including insulation), provide either full-band or strip type pipe markers, no narrower than 3 times letter height, and of required length fastened by one of the following methods:
  - 1. Laminated or bonded application of pipe marker to pipe or insulation.
  - 2. Taped to pipe or insulation with color-coded plastic adhesive tape, not less than 2" wide with a full circle at both ends of pipe marker. The tape must be lapped 4" at both ends.

3. Strapped-to-pipe or insulation application of semi-rigid type with manufacturer's standard stainless steel bands.
- E. Provide lettering of the manufacturer's standard pre-printed nomenclature which best describes the piping system in each instance, or as selected by the engineer in cases of variance with names as shown or specified.
- F. Provide with arrows on each pipe marker indicating direction of flow, either integrally with the piping system service lettering or as a separate unit of plastic.
- G. Provide plastic tape of the manufacturer's standard color coded pressure sensitive vinyl tape not less than 3 mils thick. Provide tape for pipe with outside diameters (including insulation) less than 6", 1-1/2" wide. Provide tape for larger pipes, 2-1/2" wide.

### **2.3 VALVE TAGS**

- A. Provide brass valve tags that are 18 gauge with stamp engraved piping system abbreviation in 1/4" high letters and sequenced valve numbers 1/2" high. Tags will be 1-1/2" high. Fill the tag engraving with black enamel. Provide valve tag fasteners that are solid brass chain or solid brass S-hooks manufactured specifically for the connection of tags. Furnish flow control valves with brass tags listing equipment tag and rating.

### **2.4 EQUIPMENT LABELS**

- A. Provide engraved plastic laminate signs that are constructed of engraving stock melamine plastic laminate, complying with Fed. Spec. L-P-3387 in the sizes and thicknesses indicated, engraved with the engraver's standard letter style of the sizes and wording indicated, punched for mechanical fastening except where adhesive mounting is necessary because of substrate. Provide engraving that exposes a contrasting inner layer. The thickness will be 1/16" for units up to 8" max. dimension 1/8" for larger units. Fasteners will be self tapping stainless steel screws, except contact-type permanent adhesive where screws cannot or should not penetrate the substrate.
- B. Provide plastic equipment markers that are manufacturer's standard laminated plastic, color coded equipment markers. Conform to the following color code.
  1. Green: Cooling equipment and components.
  2. Yellow: Heating equipment and components.
  3. Yellow/Green: Common heating and cooling equipment components.
  4. Blue: Equipment which does not meet any of the above criteria.
  5. For hazardous equipment use colors and designs recommended by ANSI 13.1.
- C. Provide nomenclature matching the terminology on the schedules as closely as possible and includes the following:
  1. Name and plan number.
  2. Equipment service.
  3. Design capacity.
  4. Other design parameters such as pressure drop, entering and leaving conditions, rpm etc.
- D. Provide markers that are approximately 2-1/2" x 4" for control devices, dampers and valves; and 4-1/2" by 6" for equipment.

- E. Lettering and Graphics will coordinate names, abbreviations and other designations used in mechanical identification work, with corresponding designations shown specified or scheduled. Provide numbers, lettering and wording as indicated or, if not otherwise indicated, as recommended by manufacturers or as required for proper identification and operation/maintenance of mechanical systems and equipment. Where multiple systems of the same generic name are shown and specified, provide individual system number as well as service.

## **PART 3 EXECUTION**

### **3.1 COORDINATION**

- A. Where identification is to be applied to surfaces requiring insulation, painting or other covering, install the identification after completion of the painting and insulating.

### **3.2 INSTALLATION**

- A. Install pipe markers on each system including arrows to indicate the direction of flow. Locate pipe markers and color bands as follows wherever piping is exposed to view in occupied spaces, machine rooms, accessible maintenance spaces, plenums and exterior locations.
  - 1. Near each valve and control device.
  - 2. Near each branch, excluding short take-offs for fixtures and terminal units.
  - 3. Where pipes pass through walls floors or ceilings.
  - 4. Near major items and other points of origination and termination.
  - 5. Spaced intermediately along pipe runs at a maximum distance of 50', reduce spacing to 25' in congested areas of piping and equipment.
  - 6. On piping above lay-in ceilings.
- B. Provide valve tags on all valves, cocks and control devices in each piping system; exclude plumbing fixture valves and shut off valves at plumbing equipment.
- C. Valve Chart: Provide a valve chart in the operation and maintenance manual indicating the following:
  - 1. Valve tag number.
  - 2. Valve type: ball valve, butterfly valve, gate valve, etc.
  - 3. System service: plumbing hot water, heating supply, chilled water supply, etc.
  - 4. Use: isolation, balancing, shut-off, drain, etc.
  - 5. Manufacturer.
- D. Provide ductwork labels at the following locations.
  - 1. At each piece of equipment connected by ductwork.
  - 2. Provide at 10 foot intervals in mechanical rooms.
  - 3. Provide at 50 foot intervals above accessible ceilings and at changes in direction.
- E. Provide mechanical equipment identification on or near each major item of mechanical equipment as herein specified. Provide signs that are engraved plastic laminate. Provide signs for the following general categories:
  - 1. Main control and operating valves including safety devices and gas outlets.
  - 2. Meters, gauges and thermometers.

3. Exhaust, Supply and Return Fans
4. Kilns.

**END OF SECTION 230553**

## **SECTION 231000 – GAS SYSTEMS**

### **PART 1 GENERAL**

#### **1.1 WORK INCLUDED**

- A. Furnish and install where shown on the drawings and required to connect fixtures and equipment, pipe and fittings of type and material for the various services as noted below.

#### **1.2 SHOP DRAWINGS**

- A. Submit shop drawings in accordance with Section 230000.
- B. Indicate ASTM or ANSI ratings, pipe and fitting weights, pressure and temperature classifications and joining methods for all types of piping used in the project.

#### **1.3 QUALITY ASSURANCE**

- A. Submit certification that each welder has passed A.W.S. qualification tests for the welding process involved and that certification is current. Provide all welding that is in compliance with the ASME “Boiler and Pressure Vessel Code”, Section IX, “Welding and Brazing Qualifications”. Comply with provisions of ASME B31 Series “Code for Pressure Piping”.

### **PART 2 PRODUCTS**

#### **2.1 NATURAL GAS PIPE**

- A. Provide Schedule 40 black steel pipe ASTM A 53 for natural gas piping. Provide fittings for low pressure (14-16" W.C. and lower) exposed piping 2 inches or smaller that are standard weight black malleable iron screwed fittings, ASTM 16.3. Provide fittings for pipe 2-1/2 inches and larger, medium pressure pipe (over 16" W.C.) and all piping in concealed locations that are welding type ANSI 16.5. Do not install any unions in concealed locations. Install a manual shut-off valve and union at each item of mechanical equipment with a gas connection.
- B. Paint exposed portions of exterior gas piping between the meter and the building with one coat of primer and two coats of exterior grade paint.

#### **2.2 NATURAL GAS REGULATORS**

- A. Provide a natural gas regulator as noted on the drawings with capacity rated for 5 psi inlet pressure and 14-16" water column outlet pressure. Provide all vented regulators with relief venting to the exterior of the building. At contractor option, provide ventless gas regulators rated for indoor installation.

### **PART 3 EXECUTION**

#### **3.1 INSTALLATION**

- A. Provide all pipes that are round and straight, of required size. Do cutting with proper tools and ream pipes to full size after cutting.

- B. Properly enclose, support, guide, anchor, sway brace, connect, test, clean and flush out piping and properly insulate and protect where required.
- C. Pipe sizes shown on the drawings are nominal pipe internal sizes and not outside diameters unless noted otherwise.
- D. Run pipes substantially as indicated on the drawings. However, the architect/engineer reserves the right to require this Contractor to make minor changes in pipe locations where conflicts occur with other trades. Provide for such changes without extra cost to the Owner.
- E. Install piping with ample provisions for expansion and contraction to prevent injury to the same and to the building construction. Make such provision by means of piping offsets, changes in direction, expansion loops and/or suitable expansion joints. Provide suitable anchors and guides to permit proper deflection and compression of offset loops and expansion joints. Do not use expansion joints in lieu of offsets, changes in direction or loops, except where specified and/or indicated on the drawings or where otherwise obviously necessary.
- F. Paint exposed portions of exterior gas piping between the meter and the building with one coat of primer and two coats of exterior grade paint.

### **3.2 JOINTS**

- A. Threaded Joints: Cut piping straight and square, ream, thread and work into place without springing. Use prepared pipe thread lubricant on outside threads only.
- B. Welded Joints: Make welds by electric arc welding process in accord with ANSI B31.1. Mill or machine bevel pipe, except that in field limited amount of pipe may be flame beveled. Pipe with a wall thickness of 3/16 IN or less need not be beveled but may be welded by melting down into, and building up over abutting ends. Separate abutting ends of joints before welding to permit complete fusion to bottom without overlapping. Tack in two or more points to maintain alignment, and fusion weld. Weld continuously around pipe. Make all welds of sound weld metal, thoroughly fused into ends of pipe, and to bottom of "V". Build in excess of pipe wall to give reinforcement of one fourth pipe wall thickness. Weld metal will present a gradual increase in thickness from surface of pipe to center of weld. Provide minimum weld width of two and one half times thickness of pipe wall. Use welding elbows at all turns in welded lines except where pipe bends are indicated or are required for flexibility. Mitered ells will not be permitted. Make all welded fittings of same material with same pressure and temperature rating as pipe with which they are used. Make flanged connections to control valves, pump suction, and specialties with ANSI standard welding neck flanges. All other flange connections may be made with slip-on flanges provided they are seal welded on inside. Fuse all fillet welds for flanges or fittings into pipe and plate for minimum distance of 1-1/2 times pipe wall thickness and depth of weld of 1-1/4 times pipe wall thickness. Provide eccentric reducers with flat side on top of pipe to prevent entrapment of air in the piping system.

### **3.3 TESTS**

- A. Test piping as outlined in Section 230000.

**END OF SECTION 231000**



**SECTION 233100 – DUCTWORK (SECTION INCLUDED FOR REFERENC ONLY, NO WORK ANTICIPATED)**

**PART 1 GENERAL**

**1.1 WORK INCLUDED**

- A. Rigid and Flexible duct.

**1.2 RELATED WORK**

- A. Section 230713 Duct Insulation.
- B. Section 233300 Ductwork Accessories.

**1.3 SHOP DRAWINGS**

- A. Submit shop drawings as indicated in Section 230000.
- B. Submit shop drawings on all manufactured spiral duct and flexible fiberglass duct.
- C. Indicate on drawings duct construction, type and construction of fittings and metal gauges. Indicate velocity ratings, pressure ratings and UL listing for flexible duct.

**1.4 QUALITY ASSURANCE**

- A. Construct and install all duct in accordance with the HVAC Duct Construction Standards, published by the Sheet Metal and Air Conditioning Contractors National Association, Inc. Provide all duct materials and construction that meet the requirements of the latest edition of NFPA 90A, and the latest edition of the International Mechanical Code.

**PART 2 PRODUCTS**

**2.1 LOW PRESSURE DUCT (Static pressure  $\leq$  1" WG positive or negative)**

- A. Provide low pressure duct for all duct.
- B. Provide low pressure rectangular duct that is galvanized iron fabricated and erected in a workmanlike manner. Fabricate plenums, goosenecks and special fittings, as shown on the drawings, or as required. Where space permits, construct duct elbows with an inside radius equal to or greater than the duct width. Where space does not permit duct turns as described above, use duct turn vanes.
- C. Properly brace and reinforce duct with transverse joints and bracing. Cross break ducts 18" in width and larger.

The minimum metal gauges for above floor low pressure duct are as follows:

Max. Dimension of Rect. Ducts or Dia. of Round Ducts	Galvanized Sheet Steel Gauge Number
Up to 12"	26
Over 13" to 30"	24
Over 31" to 54"	22
Over 55" to 84"	20
Over 85"	18

- D. Provide spiral round ductwork. Provide spiral duct manufactured by UNITED MCGILL, AIR DISTRIBUTION SYSTEMS CO., SPIRAL-TECH, NORLOCK, NORPACK, ACCU-DUCT, METCO, LEWIS AND LAMBERT or approved equal. Construct ELBOWS with a center line radius equal to 1.5 times the diameter. 90 degree elbows will be 5 piece, 65 degrees and 45 degree elbows will be 3 piece and 30 degree elbows will be 2 piece. Where space does not permit the use of elbows as described above, use mitered 90 degrees elbows with turning vanes. Provide BRANCH TAKE-OFFS that are 90 degree straight tees, tangential tees or straight 45 degree lateral wyes. Do not use any bullnose tees. Use Y-45-90 tees. Provide duct fittings constructed by the duct manufacturer. Provide the ductwork manufactured from galvanized steel meeting ASTM A-527-57 in gauges specified above.

### **PART 3 EXECUTION**

#### **3.1 INSTALLATION**

- A. Verify the exact location of ductwork to avoid interference with the work of other trades. Take special care to avoid interference with piping, conduit, light fixtures etc. Install concealed duct to allow the installation of the ceilings at the height shown on the plans.
- B. Duct sizes shown on the plan are net interior dimensions. Increase the overall duct size to accommodate internal insulation.
- C. Install flexible connections between suction and discharge openings in fan units where shown on plans, to prevent transmission of vibration noises. Provide material that is watertight and fire retardant glass fabric approved by Underwriter's Laboratory. Furnish the flexible material with all necessary angles, bolts, clips or other fasteners
- D. Construct all low pressure duct in accordance with the HVAC Duct Construction Standards, as published by SMACNA, for 1" W.G. static pressure positive or negative. Seal low pressure duct in accordance with Seal Class C as defined in the SMACNA HVAC Duct Construction Standards, latest edition.
- E. Paint all ductwork visible through the face of the register or grille with a flat black paint.
- F. Seal water tight the bottom 1" of all exhaust and fresh air duct to prevent the leakage of any condensated water from the duct.
- G. During construction, cover all openings in the duct work which would allow debris to enter the duct. Clean the entire ductwork system of all dust and debris at the conclusion of the construction.

- H. Construct and install all duct hangers in accordance with the SMACNA HVAC Duct Construction Standards. Do not attach duct hangers to the floor or roof decks. Attach hangers to the structural steel construction with joist or beam clamps.

**END OF SECTION 233100**

**SECTION 233300 - DUCTWORK ACCESSORIES (SECTION INCLUDED FOR REFERENCE ONLY, NO WORK ANTICIPATED)**

**PART 1 GENERAL**

**1.1 WORK INCLUDED**

- A. Manual Dampers
- B. Access Panels

**1.2 SHOP DRAWINGS**

- A. Submit shop drawings as indicated in Section 230000.
- B. Submit shop drawings for manual dampers and access panels.
- C. Include in shop drawings manufacturer's descriptive literature and performance data at actual design conditions.

**PART 2 PRODUCTS**

**2.1 MANUFACTURERS**

- A. Approved duct accessories manufacturer's are Ruskin, Nailor, Air Balance, Greenheck, Pottorff or approved equal.

**2.2 MANUAL DAMPERS**

- A. Furnish and install splitter dampers and balancing dampers in the ductwork where shown and wherever required to accurately balance the system. Provide dampers constructed of a minimum of 18 gauge, rigid to prevent vibration and held securely in place at any setting with a heavy lock quadrant. The engineer must approve damper construction. Provide volume damper construction that meets the SMACNA HVAC DUCT CONSTRUCTION STANDARDS.

**2.3 ACCESS PANELS**

- A. Furnish and install large access panels in the duct work adjacent to all dampers and equipment which may require servicing or cleaning. Furnish access panels adjacent to all control dampers, fire dampers, smoke dampers, louvers and coils. Provide tight fitting panels and locate panels so as to make them easily accessible. Provide all panels installed in insulated ductwork that are double wall, insulated type.
- B. Provide access panels installed in low pressure duct manufactured by Ruskin or approved equal. Provide panels that are Model ADH-22 with 1", 1-1/2 pound fiberglass insulation.

**PART 3 EXECUTION**

**3.1 INSTALLATION**

- A. Install all duct accessories in accordance with the latest edition of the SMACNA HVAC Duct Construction Standard and as recommended by the manufacturer.

- B. Install access panels adjacent to all coils, fire dampers, smoke dampers and control dampers. Install access panels in an accessible location.
- C. Install all fire and smoke dampers as recommended by the manufacturer and in accordance with their UL listing.

**END OF SECTION 233300**

## **SECTION 235100 – BREECHINGS, CHIMNEYS, AND STACKS**

### **PART 1 GENERAL**

#### **1.1 WORK INCLUDED**

- A. Furnish and install exhaust vent system as shown on the plans and listed herein.
- B. Provide the entire system, including accessories from one manufacturer.

#### **1.2 STANDARDS**

- A. Provide the exhaust system that is laboratory tested and listed by Underwriters Laboratories for use with building heating equipment which produces exhausted flue gases at a temperature not exceeding 1000°F continuous and 1400°F intermittent operating conditions.

#### **1.3 SHOP DRAWINGS**

- A. Submit Shop Drawings as indicated in Section 230000.
- B. The manufacturer will provide drawings showing the actual layout and drawn to scale.

#### **1.4 WARRANTY**

- A. Provide exhaust piping system that has a 10 year replacement warranty. Meet all of the manufacturer's requirements to obtain the extended warranty.

### **PART 2 PRODUCTS**

#### **2.1 ACCEPTABLE MANUFACTURERS**

- A. Provide Selkirk Chimney System or approved equal for exhaust pipings system.

#### **2.2 CONSTRUCTION**

- A. Provide the double wall pipe with an inner gas carrying pipe of type 304 stainless steel. Provide a nominal 1" insulation between the walls. Provide the outer jacket of galvanized steel. Provide the materials and construction of the modular sections and accessories as specified in the terms of the products UL listing.

## **PART 3 EXECUTION**

### **3.1 INSTALLATION**

- A. Install the exhaust system according to the manufacturer's installation instructions. Install system as shown on the plans, including all accessories as shown and as needed to provide a complete system. Complete installation in accordance with the products U.L. listing.
- B. Seal inner pipe joints by use of factory supplied couplers and sealant as specified in the manufacturer's installation instructions.
- C. Hang the exhaust system from the buildings structural components with approved hangers.

**END OF SECTION 235100**

## TABLE OF CONTENTS

**SECTION**            **TITLE**

### **ELECTRICAL REQUIREMENTS**

#### **Division 26 Electrical**

260500	Electrical General Requirements
260513	Medium, Low & Control Voltage Cables
260526	Grounding & Bonding for Electrical
260533	Electrical Materials & Methods
260800	Electrical Acceptance Tests
262000	Low Voltage Electrical Distribution
262900	Motor Controls



## **SECTION 260500 – ELECTRICAL GENERAL REQUIREMENTS**

### **PART 1 GENERAL**

#### **1.1 GENERAL SUPPLEMENTARY AND OTHER CONDITIONS OF THE CONTRACT**

- A. The general, supplementary and other Conditions of the Contract and the General Requirements (Division 1) are hereby made a part of this section.

#### **1.2 INTENT OF PLANS AND SPECIFICATIONS**

- A. The plans and specifications contemplate the complete installation of the system described so that at the conclusion of the construction, the systems will be turned over to the owner complete and ready for safe, efficient operation. The plans and specifications cannot deal individually with the many minute items which may be required by the nature of the systems. The contractor shall be obliged to furnish and install all such items normally included on systems of this type, which while not mentioned directly herein, are obviously essential to the installation and operation of the system and which are normally furnished on quality installations of this type.
- B. The drawings are partly diagrammatic and do not necessarily show exact location of conduit unless specifically dimensioned. Riser and other diagrams are schematic and do not necessarily show the physical arrangement of the equipment. They shall not be used for obtaining quantities or lineal runs of conduit.
- C. In receiving bids, it will be assumed that each bidder has made a thorough inspection of the conditions and is familiar with all conditions affecting the extent or cost of this work. Claims for extra payments as a result of failure to examine the conditions prior to submitting the bid will not be allowed.

#### **1.3 ELECTRONIC COPIES OF DOCUMENTS**

- A. Electronic drawing files are available for construction coordination upon written request to the architect or engineer for a cost of \$100 per drawing. A written release waver will be required to be signed by the entity requesting the drawing(s). Upon receipt of signed waver and payment of drawing fee, electronic files will be delivered. Regardless of files delivered, it is the responsibility of the recipient to field verify all conditions prior to the fabrication or installation of any work.

#### **1.4 CODES, ORDINANCES, PERMITS, AND FEES**

- A. Comply with all state and local codes and ordinances applying to the work specified herein. Attention is directed in particular to the NATIONAL ELECTRIC CODE (NEC), NATIONAL FIRE PROTECTION ASSOCIATION (NFPA), AMERICAN NATIONAL STANDARDS INSTITUTE (ANSI), NATIONAL ELECTRICAL MANUFACTURERS INSTITUTE (NEMA), INSTITUTE OF ELECTRICAL AND ELECTRONIC ENGINEERS (IEEE), INTERNATIONAL BUILDING CODE (IBC), UNIFORM FEDERAL ACCESSIBILITY STANDARDS (UFAS), INTERNATIONAL ENERGY CONSERVATION CODE (IECC), MANUFACTURERS INSTRUCTIONS AND/OR ANY AUTHORITY HAVING JURISDICTION, and local regulations concerning the specified electrical, lighting and special systems equipment.
- B. Make application for, obtain and pay for all required permits and certificates of inspection for the work.

- C. In the event of conflict between this specification and a governing code or ordinance, the higher standard shall govern. Bidders shall familiarize themselves with local regulations which affect their work in any way. Extra payment will not be allowed for changes required by local regulations.

## 1.5 RESPONSIBILITY

- A. Be responsible for the installation of a satisfactory and complete system in accordance with the intent of the drawing and specifications. Provide, at no extra cost, all incidental items required for completion of the work even though they are not specifically mentioned or indicated on the drawings or in the specifications.
- B. The drawings do not attempt to show complete details of the building construction which affect the electrical installation; and reference is therefore required to the Architectural, Structural, Landscape and Mechanical drawings and specifications and to shop drawings of all trades for additional details which affect the installation of the work covered under this Division of the Contract.
- C. Location of electrical system components shall be checked for conflicts with openings, structural members and components of other systems having fixed locations. In the event of any conflicts, the Architect/Engineer shall be consulted and his decision shall govern. Necessary changes shall be made at no additional expense to the Architect/Engineer or Owner.
- D. Determine, and be responsible for, the proper location and character of inserts for hangers, chases, sleeves and other openings in the construction required for the work, and obtain this information well in advance of the construction progress so work will not be delayed. Roughing-in fixtures, etc., must be laid out accurately. Connections to equipment of the same class shall be equal heights, plumb, and at right angles to the wall, unless otherwise directed.
- E. Final location of inserts, hangers, etc., required for each installation, must be coordinated with facilities required for other installations to prevent interference.
- F. Take extreme caution not to install work that connects to equipment until such time as complete Shop Drawings of such equipment have been approved by the Architect/Engineer. Any work installed by the Contractor, prior to approval of Shop Drawings, will be at the Contractor's risk.
- G. At all times during the performance of this Contract, properly protect work from damage and protect the Owner's property from injury or loss. Make good any damage, injury or loss, except such as may be directly due to errors in the Bidding Documents or caused by Agents or Employees of the Owner. Adequately protect adjacent property as provided by law and the Bidding Documents. Provide and maintain passageways, guard fences, lights and other facilities for protection required by Public Authority or Local conditions.
- H. Circuiting and switching shall be exactly as shown on drawings. Combining of home runs is acceptable. Contractor shall refer to NEC Article 310.8 and adjust accordingly. Combining of wiring of various systems in conduit runs is not acceptable unless otherwise specified herein or noted on drawings.

## 1.6 INSPECTION

- A. Regular inspections shall be requested of duly authorized inspectors as required by codes and ordinances.

## **1.7 SUBSTITUTING**

- A. Provide all equipment, fixtures, materials and products exactly as listed in the project plans, schedules and specifications. The Manufacturer listed in the project equipment schedules, drawings and specifications is the basis of design for the project. "Approved Equal" manufacturers listed in the drawings and specifications are allowed to bid only if the manufacturer can provide exactly equal equipment, fixtures, materials and products as listed in the basis of design schedules, drawings and specifications, regardless of any prior approval listing. Any variation in the performance, appearance, color, shape, size, weight, electrical characteristics, etc. is subject to rejection during shop drawing review. The product supplier and installing contractor are responsible for any and all changes to the project and associated costs for any equipment, fixtures, materials and products provided that do not meet the project design requirements.
- B. Proposals to contractor for substitution of material and equipment listed on the drawings and/or these specifications shall be submitted after the architect/engineer's approval has been obtained. For such proposals, materials and equipment will have to conform in type, function, quality of material and assembly and meet the requirements indicated in drawings and specifications. REQUESTS FOR APPROVAL SHALL BE SUBMITTED TO THE ARCHITECT/ENGINEER AT LEAST 10 DAYS PRIOR TO THE BID DATE. Each request shall include the name of the material or equipment for which it is to be substituted and a complete description of the proposed substitute including drawings, cuts, photometric IES files, performance and test data and any other information needed for an evaluation. A statement setting forth any changes in any other equipment or other work that incorporation of the substitute would require shall be included. The burden of proof of the merit of the proposed substitute is upon the proposer. If these proposed substitutions are considered as acceptable equals for quotations and use, approval will be issued in an addendum.

## **1.8 SHOP DRAWINGS**

- A. The contractor shall submit to the engineer for approval, prior to the placing of orders for any equipment, a complete schedule of electrical equipment and light fixtures to be installed. PDF versions are required for review. Include in the schedule catalogs, cuts, diagrams, shop drawings, photometric data or any other descriptive material necessary to fully describe the equipment proposed and its operating characteristics. The schedules shall list the operating conditions of the equipment at the conditions listed on the schedules. Provide shop drawings for the following equipment:
  - 1. Circuit Breakers.
  - 2. Disconnect and Safety Switches.
  - 3. Raceway and Fittings.
  - 4. Cables, Wires and Terminations.
  - 5. Grounding Connections.
- B. All shop drawings shall be submitted by the contractor and shall have been signed, "approved" and initialed by the contractor prior to submittal to the engineer. The engineer will check the shop drawings to aid in interpreting the plans and specifications, and in so doing will assume that the shop drawings conform to all specified requirements set forth in this specification. The approval of the shop

drawings by the engineer does not relieve the contractor of the responsibility of complying with all elements of the specification.

- C. The determination of quantities of material and equipment required shall be made by the contractor from the drawings. Schedules on the drawings and in the specification are completed as an aid to the contractor, but where discrepancies arise, it shall not release the contractor from providing the proper number to complete this work.

## **1.9 ASBESTOS CONTAINING MATERIALS**

- A. Coordinate all work with the asbestos abatement contractor for this project. Prior to the start of work the Contractor shall review all asbestos reports or sample analysis, that the Owner has had completed. The Contractor shall not cut into or in any other way disturb existing materials which contain asbestos. Asbestos abatement is not within the scope of Division 16 work. If the Contractor must disturb a material that has not been tested for asbestos, request in writing shall be made to the Owner that the material be tested for asbestos prior to the start of work.
- B. The Contractor shall provide materials and equipment which do not contain asbestos. At the completion of the project, the Contractor shall certify in writing that the materials and equipment installed do not contain asbestos.

## **PART 2 PRODUCTS**

### **2.1 MATERIALS**

- A. Fire barrier caulking system shall be 3M CP25 caulk. Fire barrier caulk shall be UL classified and Factory Mutual System approved.

## **PART 3 EXECUTION**

### **3.1 INSTALLATION OF THE WORK**

- A. The Contractor shall examine all the drawings before proceeding with the layout and installation of his work. General, mechanical, and plumbing contract drawings will be made available to this Contractor. SHOULD DISCREPANCIES AFFECTING THE WORK BE FOUND, THE CONTRACTOR SHALL IMMEDIATELY REPORT SAME TO THE ENGINEER FOR INSTRUCTIONS. Subsequent changes made necessary by the neglect of any Contractor to discover and report such discrepancies shall be made by and at the expense of the Contractor, under the direction of the Engineer.
- B. Furnish, provide, and/or install shall be considered as requiring the Contractor to both furnish the equipment and install it unless specific reference is made to the furnishing or installing of the equipment by others.
- C. The Contractor shall confer and cooperate with other Contractors on the job in the installation of his work so all work will be installed in proper relationship to the surrounding location and shape of any part to avoid conflicts. The Contractor shall be responsible for the correct size and location of any changes, slots, and openings required by him and shall be required to do, at his expense, any cutting or patching made necessary by his failure to make proper arrangements in this respect.
- D. The Contractor shall follow the equipment manufacturer's instructions and recommendations in the installation and connection of all equipment and materials

furnished under this contract. In the event of conflict or discrepancy between manufacturer's instructions and the contract documents, the Contractor shall notify the Engineer before proceeding. No equipment installation shall be made in a manner that voids the manufacturer's warranty of the equipment.

### **3.2 SUPPLEMENTARY FRAMING AND HOUSEKEEPING PADS**

- A. Provide the design, fabrication, and erection of supplementary structural framing required for the attachment of hangers or other devices supporting electrical equipment.
- B. Provide framing members of standard rolled steel shapes, A-36 steel, designed for their actual loads, with allowable stresses specified by AISC, without excessive deflection and with consideration for rigidity under vibration, in accordance with standard structural practices.
- C. When suspending transformers or similar vibrating equipment, provide vibration isolators to isolate vibration from structural members.

### **3.3 CLEANING**

- A. Labels, stickers, etc., shall be removed and the entire installation left in a clean, usable condition.

### **3.4 PAINTING**

- A. Finishes of all electrical equipment shall be protected during storage, installation and until final acceptance. Any damage or imperfections shall be "touched up" or if extensive, the entire unit shall be repainted as directed by the Engineer.

### **3.5 FIRE BARRIER PENETRATIONS**

- A. All cracks, voids, or holes for the passing of mechanical and electrical items through floors and fire rated walls, or ceilings with fire rating of 1 hour or more shall be sealed with a fire barrier caulk.
- B. Fire barrier caulking system shall be 3M CP 25 caulk.
- C. Fire barrier caulking system shall be installed in accordance with the manufacturer's recommendations to maintain a fire rating of 3 hours minimum.

### **3.6 PLENUM PENETRATIONS**

- A. Seal all cracks, voids, or holes for the passing of mechanical and electrical items through plenum construction with material to match surrounding construction or with fire barrier caulk.

### **3.7 SLEEVES**

- A. The Electrical Contractor shall set and maintain all sleeves. Any conduit passing through building construction including walls, floors, roofs or masonry partitions shall be encompassed with sleeves in accordance with the following.

- B. All conduit sleeves through slabs, floors, masonry walls and partitions shall be 1/2 inch greater in inside diameter than the external diameter of pipe passing through. All sleeves shall be fabricated from new material cut square and reamed.
- C. Sleeves shall be provided in all masonry partition walls and floors. Sleeves shall be Schedule 40 steel pipe. Wall sleeves shall be flush with the wall surface. The top of floor sleeves shall extend 1" above the floor, the bottom of the sleeve shall be flush with the floor.
- D. The space between the pipe and the sleeves, through fire rated walls and floors shall be protected as designated below.
- E. Furnish and install chrome-plated wall, floor and ceiling plates on all exposed pipes where they pass through walls, floors, or ceilings in finished areas. The wall plates shall have set screws or spring locks for clamping to the pipe.
- F. All sleeves through floors shall be sealed watertight.

### **3.8 OPENINGS**

- A. All openings required for the passage of multiple conduits and electrical equipment in the construction shall be provided by the Electrical Contractor. The Electrical Contractor shall be responsible for determining the correct location for all openings.
- B. The inside dimensions of all openings shall be 1/2 inch greater than the size of the conduit or equipment passing through the opening. Openings for conduit shall be large enough to accommodate the insulation without harming the insulation or vapor barrier.
- C. All openings through fire rated walls and floors shall be protected as described above.

### **3.9 EXISTING SERVICES**

- A. The Contractor shall verify the exact location of all existing building services extended and/or relocated for this project. The Contractor shall also verify the exact location and take proper precautions to protect all services which may be encountered during construction.
- B. All active services which are encountered shall be protected, braced and supported where required for proper execution of the work and without interruption of service if possible.
- C. All inactive services which are encountered shall be protected, or removed as directed by the Owner, Utility Company, or Municipal Agency having jurisdiction.
- D. When active services must be temporarily interrupted, arrangements shall be made to work continuously including overtime if required, to assure that services will be interrupted only as long as actually required to complete necessary work.

### **3.10 REMODELING WORK**

- A. Wherever existing electrical wire, conduit, controls, circuits, etc., are cut into, removed, interrupted, as a result of the remodeling, all such items that serve areas or equipment that remain shall be re-routed, extended, relocated, etc., as necessary to maintain operation of equipment and services.

- B. Downtime shall be held to a minimum. Outages shall be scheduled at a time acceptable to and approved by the owner. Consult with the owner in sufficient time for him to make necessary preparatins for the outage.

### **3.11 ACCESS TO EQUIPMENT**

- A. Access shall be provided to all motors, junction boxes, relays, controls, specialties, etc., for maintenance purposes. All access doors, access panels, removable sections, etc., required for access shall be provided. The General Contractor will provide access panels and doors required in the building construction where shown on the plans. The location of the access openings relative to the electrical equipment shall be coordinated to assure proper access to the equipment.

### **3.12 PROTECTIVE DEVICES**

- A. All sheaves, belts, drives, couplings, and moving parts shall be protected by approved permanent guards, shields, or railings, which shall be in place whenever the equipment is in operation and shall be in accordance with applicable safety standards.

### **3.13 TESTS**

- A. Test all wiring and connections for shorts between conductors, shorts to ground, and for continuity prior to installation of fixtures and equipment.
- B. Perform insulation resistance test on all feeder conductors installed under this contract, including neutrals, using a megohmmeter. Minimum value shall be 100 megohm at 60 degrees F.
- C. Correct and retest any defects and submit data to engineer.
- D. Test all low-voltage cabling, installed within the contract, per industry standards and submit test results to engineer.

### **3.14 ALL EQUIPMENT FURNISHED UNDER DIVISIONs 26000:**

- A. At a time set by the contractor and agreed to by the owner, arrange to place equipment in operation and have available at that time, if required, representatives of the manufacturer of equipment to assist in starting equipment, to make necessary adjustments to equipment, and to prove satisfactory operation prior to turning facility over to the owner.
- B. Any irregularities, faulty equipment, etc., shall be repaired or replaced as required prior to acceptance.

### **3.15 OPERATION AND MAINTENANCE MANUALS**

- A. Refer to Division 1 Requirements.
- B. Include the following close-out documents in the manuals:
  1. Warranty letter.
  2. Low-voltage cabling test reports.

### **3.16 PROJECT CLOSE OUT**

- A. Refer to Division 1 Requirements.
- B. Final Payment will not be made until the contractor has satisfactorily completed all final inspection items.
- C. Guarantee: All equipment and work shall be fully guaranteed, parts and labor for one year from the date of substantial completion, unless noted otherwise. The contractor has the full responsibility to guarantee all equipment and work and shall assume full responsibility to repair any equipment at his cost which the manufacturer refuses to guarantee. The Owner has the right to order repairs to any equipment or work provided hereon and to charge the contractor for the same if repairs are not made during a reasonable period of time not to exceed 24 hours during an emergency or 72 hours on a non-critical item.

**END OF SECTION 260500**



## **SECTION 260513 - MEDIUM, LOW AND CONTROL VOLTAGE CABLES**

### **PART 1 GENERAL**

#### **1.1 RELATED DOCUMENTS**

- A. Drawings and general provisions of the Contract, Standard General and Supplementary General Conditions, Division 1 Specification Sections, and other applicable Specification Sections including the Related Sections listed below, apply to this Section.
- B. Related Sections:
  - 1. Section 260526 - Grounding and Bonding for Electrical
  - 2. Section 260533 - Electrical Materials and Methods

### **PART 2 PRODUCTS**

#### **2.1 CABLE AND WIRE (600 VOLTS AND BELOW)**

- A. Secondary distribution and power cable shall be single conductor stranded copper, No. 12 AWG minimum; with NEC Type THHN insulation rated 90 degrees C, 600 volts. Alan Wire, American Insulated Wire, General, Cerro Wire, Encore, Republic Wire, Rockbestos, Service Wire, or United Copper Industries.

### **PART 3 EXECUTION**

#### **3.1 INSTALLATION REQUIREMENTS**

- A. Install all cables and wires in raceways.
- B. Use cable lubricant when pulling secondary feeder cables. Avoid exceeding manufacturer's recommendations on pulling tensions; sidewall pressures and cable bend radii.
- C. Segregate wiring of different voltage levels. Except as follows, circuits operating at different voltages shall not share raceways.
  - 1. Power and control wiring between variable speed drives and motor disconnect switches may be routed together.
- D. Splice power cables with solderless compression butt splices or ring lugs. Terminate power cables including motor leads with solderless compression ring lugs. Splice branch circuit wiring, lighting wiring, and control and instrumentation wiring with wire nut connectors. Terminate control and instrumentation wiring with solderless compression ring or spade lugs. Compression connectors and lugs shall be crimped with tools specifically designed for the terminations being crimped.
- E. If no color coding system exists for each indicated system function and voltage, color code circuits as follows:
  - 1. Three Phase Power 208/120 Volts:
    - Phase X (A): Black

Phase Y (B): Red  
Phase Z (C): Blue  
Neutral: White  
Ground: Green

2. Less Than 120 Volts: Use Industry Standard Methods

- F. Provide home runs of No. 10 AWG wire for 20 amp branch circuits that exceed 150' in length.
- G. Ground the shields of shielded instrumentation and control cables at one end only. The shields at the other end shall be insulated from ground.
- H. Provide identification tags on all cables and conductors terminated in panels.

**3.2 COMMISSIONING**

- A. Perform commissioning activities in accordance with Related Sections.

**END OF SECTION 260513**

## **SECTION 260526 – GROUNDING AND BONDING FOR ELECTRICAL**

### **PART 1 GENERAL**

#### **1.1 RELATED DOCUMENTS**

- A. Drawings and general provisions of the Contract, Standard General and Supplementary General Conditions, Division 1 Specification Sections, and other applicable Specification Sections including the Related Sections listed below, apply to this Section.
- B. Related Sections:
  - 1. Section 260513 - Medium, Low & Control Voltage Cables
  - 2. Section 260533 - Electrical Materials and Methods
  - 3. Section 260800 - Electrical Acceptance Tests

#### **1.2 SUMMARY**

- A. Provide grounding for all systems and equipment.

#### **1.3 CONNECTION REQUIREMENTS**

- A. Exposed ground connections (except connections to structural steel) may be made with copper or bronze compression ground fittings or bolted compression ring lugs.
- B. Provide exothermic weld type, or Burndy Hyground ground connections for splices and taps of grounding conductors No. 8 AWG and larger. Exposed splices and taps shall be taped.

### **PART 2 PRODUCTS**

#### **2.1 GROUNDING CONDUCTORS**

- A. Grounding conductors for general use shall be stranded, copper conductor, sized in accordance with the NEC unless shown otherwise on the drawings, and insulated with green NEC Type THHN insulation rated 90 degrees C, 600 volts.

#### **2.2 GROUND CONNECTIONS**

- A. Ground connections shall be Burndy Hyground, Cadweld, Thermo-weld or Thomas & Betts Blackburn only.

### **PART 3 EXECUTION**

#### **3.1 INSTALLATION REQUIREMENTS**

- A. Ground the shields of shielded instrumentation and control cable in accordance with Specification Section 260513.
- B. Provide bare copper grounding conductors transformers, switchgear, panelboards, motor control centers and control panels to the building grounding system. Equipment

rated above 480 volts or 600 amps shall be grounded by a minimum of two independent grounding conductors.

- C. Ground motors rated 460 volts and below by motor feeder equipment grounding conductors. Stranded copper grounding conductors connected to building steel shall also bond motors rated over 460 volts.
- D. Provide green insulated equipment grounding conductors in all service, feeder, and branch circuits for connection of load devices to the power source ground. Raceways shall not be used as equipment grounding conductors.
  - 1. Equipment grounding conductors shall not be daisy-chained.
  - 2. Bond equipment-grounding conductors in boxes and enclosures where the grounding conductors are terminated or spliced.
- E. Bond conduits, boxes, and enclosures together, and to the building grounding system. Provide bonding bushings and bonding jumpers to bond conduits where they enter a box or enclosure.
- F. Protect separately routed grounding conductors subject to damage or physical abuse by Schedule 40 PVC nonmetallic conduits. Grounding conductors shall not be routed in metallic conduits except when routed with phase conductors.

### **3.2 COMMISSIONING**

- A. Perform commissioning activities in accordance with Related Sections.

**END OF SECTION 260526**

## **SECTION 260533 - ELECTRICAL MATERIALS AND METHODS**

### **PART 1 GENERAL**

#### **1.1 RELATED DOCUMENTS**

- A. Drawings and general provisions of the Contract, Standard General and Supplementary General Conditions, Division 1 Specification Sections, and other applicable Specification Sections including the Related Sections listed below, apply to this Section.
- B. Related Sections:
  - 1. Section 260513 - Medium, Low & Control Voltage Cables
  - 2. Section 260526 - Grounding and Bonding for Electrical

#### **1.2 SUMMARY**

- A. Provide conduits, cable trays, surface raceways, boxes, fittings and supports to form a complete, coordinated, and continuously grounded raceway system.

#### **1.3 CONDUIT REQUIREMENTS**

- A. Conduits indoors in general areas shall be electrical metallic tubing (EMT) with steel set screw fittings.
- B. Conduits outdoors in general areas shall be electrical metallic tubing (EMT) with rain tight compression connectors.
- C. Final connections to motors, transformers and equipment subject to vibration or removal for maintenance shall be 1/2" minimum liquid tight flexible metallic conduit with steel liquid tight fittings.
- D. Connections to other recessed devices, (including communication outlet boxes, junction or pull boxes, etc) shall be with standard conduit of the type appropriate for the wall construction.

#### **1.4 BOX REQUIREMENTS**

- A. Provide sheet steel outlet boxes, extensions, and plaster rings for EMT, flexible metal conduit, and MC cable.
- B. Provide cast or malleable iron outlet boxes and covers for galvanized rigid steel conduits, intermediate metal conduits, and liquid tight flexible metal conduits.
- C. Boxes shall be sized for all conductors and devices to be contained within. Box extensions shall not be used to correct for undersized boxes. A single extension may be used as follows only if all free conductors extend at least 3 inches outside of the extension opening.
  - 1. On boxes being flush mounted in masonry walls.
  - 2. On existing boxes in walls that are being furred out.
  - 3. On existing boxes for connecting to an existing circuit.

4. On fire alarm, security and clock system boxes where required by the system manufacturer's instructions.
- D. Plaster rings shall not be considered box extensions, but their capacities may be included in box fill calculations.

## **1.5 SUPPORT REQUIREMENTS**

- A. Surface mounted equipment shall be secured to steel channels. The channels shall be attached with toggle bolts to hollow tile, block or similar surfaces, and attached with screws or bolts and expansion shields to solid masonry or concrete.

## **PART 2 PRODUCTS**

### **2.1 CONDUITS**

- A. Electrical metallic tubing shall be thin wall steel tubing, electro-galvanized or hot dipped galvanized inside and outside. Fittings and bushings shall be galvanized steel set screw type with two screws per connection for sizes over 2".
- B. Flexible metallic conduit shall be galvanized steel or aluminum. Fittings shall be of steel with cadmium or galvanized finish. Fittings shall be machine screw clamp type, single or two-piece. Self-locking, twist-in type fittings are not acceptable.
- C. Liquid tight flexible metallic conduit shall consist of a flexible, galvanized steel core, a continuous copper ground strip and a polyvinyl chloride jacket. Fittings shall be steel liquid tight grounding type from the same manufacturer as the conduit.

### **2.2 BOXES**

- A. Boxes for fixtures, outlets, switches, equipment connections and wire pulling shall be
  1. Cast or formed from carbon steel sheets of commercial grade steel not less than 14-gauge,
  2. One-piece construction, zinc, or cadmium plated,
  3. Tapped for mounting plates and covers as required.
- B. Pull and junction boxes shall be
  1. Fabricated from galvanized or painted code gauge cold rolled carbon steel sheets.
  2. Welded construction with flat removable covers fastened to the box with machine screws.
  3. Seams and joints shall be closed and reinforced with flanges formed of the same material from which the box is constructed or by continuous welding which will provide equivalent strength to flange construction.
  4. Preferably not provided with 'knockouts'.
- C. Box covers shall be fastened in place by machine screws or hinges and latches. Self-tapping or sheet metal fasteners are not acceptable.

### **2.3 SUPPORTS**

- A. Hangers and brackets shall be made of steel pipe, channel iron, angle iron or prefabricated steel channel. Prefabricated steel channel shall be by B-Line, Hilti, Powerstrut or Unistrut.
- B. Anchors shall be lead shield anchors or plastic expansion anchors for small loads, and expansion or epoxy anchors for large loads. Powder-driven anchors shall not be used.

## **2.4 LABELS AND DIRECTORIES**

- A. Equipment nameplates shall be engraved .125 inch (1/8") thick laminated plastic, white, with black letters. The engraved letters shall be at least one quarter inch (1/4") high.
- B. Panel directories shall be typed on supplied card stock with panel, or card stock similar in thickness and material as those supplied with the panels. Install supplied clear plastic cover, or one of like material.

## **PART 3 EXECUTION**

### **3.1 RACEWAYS**

- A. Size conduits in accordance with the NEC, but not less than the sizes shown on the drawings. Minimum power and control conduit size shall be 1/2". Minimum telecommunications conduit size shall be 3/4".
- B. Install concealed and exposed conduits parallel to or at right angles to building lines. Conduits shall not be embedded in concrete slabs except where specifically shown. Install surface raceways as close to room corners or trim features as possible to make the surface raceways less obvious. Where conduits are routed over beams and under corrugated decking, conduits shall be offset 3" below the decking to avoid damage from future decking penetrations.
- C. Conceal conduits wherever possible and practical. When conduits cannot be concealed in finished areas, use surface raceways with matching boxes from the same manufacturer as the raceways.
- D. Metal conduits, fittings, enclosures and raceways shall be mechanically joined together in a firm assembly to form a continuous electrical conductor providing effective electrical grounding continuity.
- E. Provide expansion fittings at the intervals specified in the manufacturer's instructions.
- F. Conduits entering panels located outdoors, in parking structures, in steam tunnels and on cooling towers shall enter from the sides, back, or bottom. Conduits shall not enter from the top.
- G. Low voltage signal circuits shall be separated or shielded from power circuits to prevent the induction of noise into the signal circuits.
- H. EMT entering sheet metal enclosures and outlet boxes shall be secured in place by a connector with a locknut. Rigid conduit shall be secured with locknut inside and outside and a bushing. Sufficient thread on the connector or conduit shall extend into

the enclosure so that the bushing will butt tight into the connector or conduit. Bushings shall not be used as jamb nuts or in lieu of locknuts.

- I. Flexible metallic conduit to motors and similar equipment shall not exceed 3'-0" in length, and shall have adequate slack to absorb the maximum vibration. Flexible conduit connections to lighting fixtures shall not exceed 6'-0" in length.

### **3.2 MOUNTING HEIGHTS**

- A. Except where shown otherwise, install equipment and devices at the following heights:
  1. Safety Switches/Motor Starters/Variable Frequency Drives: 72" A.F.F. to top (except top of handle shall not exceed 78" A.F.F.)
  2. Motor Control Pushbuttons: 60" A.F.F. to center

### **3.3 SUPPORTS**

- A. Support all electrical items independently of supports provided by the other trades.
- B. Support conduits and boxes using steel conduit straps or 1/4-inch minimum diameter threaded rod hangers. Suspended ceiling hangers or hanger wire shall not be used (except to support flexible metallic conduit and manufactured wiring systems).
- C. Hangers shall be of sufficient strength that their deflection at mid span does not exceed 1/240 of the hanger span length after the cables are installed.
- D. Route flexible metallic conduit, manufactured wiring systems and Type MC cable parallel to or perpendicular to building lines, and in a neat and workmanlike manner. Coil the excess manufactured wiring systems and Type MC cable, and support independently of the ceiling grid system at intervals not exceeding 3 feet.

### **3.4 PENETRATIONS, SLEEVES, AND FIRE SEALS**

- A. Cut floor and wall penetrations neatly and to the minimum size required for installation of the equipment and raceways.
- B. Patch both sides of wall penetrations cut for electrical equipment and raceways to seal against the passage of air, sound and fire.
  1. Seal conduit penetrations in fire rated walls using fire-sealing caulk approved by a Nationally Recognized Testing Laboratory.
  2. Seal conduit penetrations in non-rated walls using masonry materials that match the wall construction.
  3. Fire seal between recessed outlet boxes located on opposite sides of a fire rated wall if the box openings are over 16 square inches and the boxes are less than 24 inches apart.

### **3.5 EXPANSION FITTINGS**

- A. Provide expansion fittings at all building expansion joints. Expansion fittings shall be bonded to the raceway on both sides.
- B. Provide expansion fittings, in accordance with manufacture recommendations, in all areas subject to swings in temperature of more than 15 degrees C.



- C. Install expansion fittings in all locations where expected expansion difference is  $\frac{1}{4}$ ", or more, between boxes

### **3.6 IDENTIFICATION**

- A. Provide nameplates and labels in accordance with Article 2.6.
  - 1. Laminated plastic labels shall be mechanically secured in place with sheet metal screws and/or bolts and nuts
  - 2. Labels shall be neatly centered. Place labels in like positions on similar equipment.
- B. Color code wiring as noted in Section 260513
- C. Mark junction box covers in indelible ink with the panel and breaker numbers of the circuits contained within.

**END OF SECTION 260533**

## **SECTION 260800 - ELECTRICAL ACCEPTANCE TESTS**

### **PART 1 GENERAL**

#### **1.1 RELATED DOCUMENTS**

- A. Drawings and general provisions of the Contract, Standard General and Supplementary General Conditions, Division 1 Specification Sections, and other applicable Specification Sections including the Related Sections listed below, apply to this Section.

#### **1.2 TESTS**

- A. Perform the visual inspections, manual operations and tests on systems and equipment as described in Part 3, "Execution".
- B. Tests shall be performed and documented by the electrical contractor.

#### **1.3 TEST REPORTS**

- A. Provide written test reports, signed and dated, for all tests prior to acceptance of the tested equipment by the Owner. Test reports on Megger, dielectric absorption and high potential tests shall include the ambient temperature and relative humidity existing at the time of the tests.

### **PART 2 PRODUCTS (NOT APPLICABLE)**

### **PART 3 EXECUTION**

#### **3.1 VISUAL INSPECTIONS**

- A. Prior to any testing, perform visual inspections to verify the following:
  - 1. The equipment is completely and properly installed
  - 2. The equipment is free from damage and defects
  - 3. Shipping blocks and restraints have been removed
  - 4. Electrical terminations have been properly tightened
  - 5. The equipment has been properly aligned
  - 6. The equipment has been properly lubricated
  - 7. The ventilation louvers are open and unobstructed
  - 8. The equipment is ready to be tested

#### **3.2 MANUAL OPERATION**

- A. Prior to any testing, mechanical devices shall be exercised or rotated manually to verify that they operate properly and freely.

#### **3.3 POWER CABLE TESTS**

- A. Perform a continuity check and a 1,000 volt DC Megger test on 600 volt power cables No. 4 AWG and larger.

1. The Megger test shall be performed between each pair of conductors and from each conductor to ground.
2. The Megger test shall be performed for 15 seconds or until the insulation resistance value stabilizes.
3. The insulation resistance between conductors and from each conductor to ground shall be 100 megohms minimum in one minute or less. In addition, the lowest insulation resistance value shall not differ from the highest value by more than 20 percent. If Megger readings for a given circuit or feeder are above 1000 megohms, the 20% balance requirement may be waived.

### **3.4 CONTROL CABLE TESTS**

- A. Perform a continuity check on control and instrumentation wiring.

### **3.5 MOTOR CONTROL EQUIPMENT TESTS**

- A. Perform a 1,000-volt Megger test on disconnect switches. This test may be combined with the feeder cable Megger test by testing the devices and terminated cables together.
- B. Perform a continuity check on motor control circuits and control panel internal wiring.
- C. Perform an operational test on the controls.

### **3.6 MOTOR TESTS**

- A. Perform a 1,000-volt Megger test on 460 volt, 3 phase motors, and a 500 volt Megger test on 200 volt, 3 phase motors.
- B. "Bump" motors to verify proper direction of rotation.
- C. Run motors and check for vibration.

### **3.7 GROUNDING TESTS**

- A. Perform a continuity check from equipment ground bus bars and ground lugs to the ground system.

### **3.8 COMMISSIONING**

- A. Perform Commissioning activities per Related Sections above.

**END OF SECTION 260800**

## SECTION 262000 - LOW VOLTAGE ELECTRICAL DISTRIBUTION

### PART 1 GENERAL

#### 1.1 RELATED DOCUMENTS

- A. Drawings and general provisions of the Contract, Standard General and Supplementary General Conditions, Division 1 Specification Sections, and other applicable Specification Sections including the Related Sections listed below, apply to this Section.
- B. Related Sections:
  - 1. Section 260513 - Medium, Low & Control Voltage Cables
  - 2. Section 260526 - Grounding and Bonding for Electrical
  - 3. Section 260533 - Electrical Materials and Methods

### PART 2 PRODUCTS

#### 2.1 CIRCUIT BREAKERS

- A. Circuit breakers shall be molded case, bolt-on, quick make and quick break, thermal-magnetic type with trip indication, and shall be from the same manufacturer as the panel in which they are installed. Existing panel is a Westinghouse Type NQB Panelboard.
  - 1. Circuit breakers for power and distribution panelboards shall have a minimum interrupting rating of 35,000 amps RMS at 240 volts AC or 25,000 amps RMS at 480 volts AC.
  - 2. Circuit breakers for lighting and receptacle panelboards shall have a minimum interrupting rating of 22,000 amps RMS at 240 volts AC or 25,000 amps RMS at 480 volts AC.
  - 3. Circuit breakers used for switching fluorescent lighting or for protecting air conditioning compressors shall be so listed.
  - 4. Circuit breakers used for feeding electrical heat tracing shall include ground fault equipment protection rated to trip at 30 ma.
- B. Selective Coordination: Overcurrent protection supplier(s) are responsible for providing selective coordination for overcurrent devices provided on the project and as required by the National Electrical Code. Especially, on emergency systems as required by Article 700.28.
- C. Ampere Interrupting Capacity (AIC): Electrical equipment shall be provided at the AIC ratings as shown on the plans and called out in the specifications.
  - 1. Series rated AIC protection may be provided where calculations are shown and the equipment is clearly labeled on the project for future renovations.

#### 2.2 FUSES

- A. Fuses for general use shall be rated 250 or 600 volts as required, Class R, dual element type with a 200,000 amp AIC interrupting rating. Bussmann, Gould Shawmut or Littelfuse.

## **PART 3 EXECUTION**

### **3.1 INSTALLATION**

- A. Where shown on the drawings, provide a separate neutral conductor for each single-phase branch circuit. The neutrals of these single-phase circuits shall not be shared or daisy-chained.
- B. Color code circuit breakers and disconnect switches of fire alarm systems and emergency circuits with red paint. Provide lock-on clips on the circuit breaker handles.
- C. Provide nameplates in accordance with Section 260500.
- D. Provide a detailed typed directory for all new and modified panelboards.

### **3.2 FIELD QUALITY CONTROL**

- A. Perform testing in accordance with Section 260800 and submit a test report.

### **3.3 COMMISSIONING**

- A. Perform Commissioning activities per Related Sections above.

**END OF SECTION 262000**

## **SECTION 262900 - MOTOR CONTROLS**

### **PART 1 GENERAL**

#### **1.1 RELATED DOCUMENTS**

- A. Drawings and general provisions of the Contract, Standard General and Supplementary General Conditions, Division 1 Specification Sections, and other applicable Specification Sections including the Related Sections listed below, apply to this Section.
- B. Related Sections:
  - 1. Section 260513 - Medium, Low & Control Voltage Cables
  - 2. Section 260526 - Grounding and Bonding for Electrical
  - 3. Section 260533 - Electrical Materials and Methods
  - 4. Section 260800 - Electrical Acceptance Tests

#### **1.2 SUMMARY**

- A. Provide the following equipment as shown.
  - 1. Disconnect switches

#### **1.3 SUBMITTALS**

- A. Submit schematic diagram of each type of controller unit indicated.

### **PART 2 PRODUCTS**

#### **2.1 DISCONNECT SWITCHES**

- A. Disconnect switches shall be of the voltage and amperage shown, horsepower rated for motor applications, fusible or non-fusible as shown, 3 pole, NEMA Type HD heavy duty, in a NEMA Type 1 enclosure indoors or NEMA Type 3R enclosure outdoors. Provide fuse rejection kits and Class R dual element fuses in fusible disconnect switches. Provide early break auxiliary contacts in motor disconnect switches used with variable frequency drives. Disconnect switches shall be lockable in the open and closed positions. Allen-Bradley, Eaton, GE, Siemens or Square D.

### **PART 3 EXECUTION**

#### **3.1 FIELD QUALITY CONTROL**

- A. Perform testing in accordance with Specification Section 260800, and submit a test report.

#### **3.2 COMMISSIONING**

- A. Perform Commissioning activities per Related Sections above.

**END OF SECTION 262900**